

HOL Light Tutorial

John Harrison
Intel JF1-13
johnh@ichips.intel.com

July 12, 2005

Abstract

The HOL Light theorem prover can be difficult to get started with. While the manual is fairly detailed and comprehensive, the large amount of background information that has to be absorbed before the user can do anything interesting is intimidating. Here we give an alternative ‘quick start’ guide, aimed at teaching basic use of the system quickly by means of a graded set of examples. Some readers may find it easier to absorb; those who do not are referred after all to the standard manual.

Contents

1	Installation	4
1.1	Cygwin	4
1.2	OCaml	5
1.3	HOL Light	5
1.4	Checkpointing	7
1.5	Other versions of HOL	8
2	OCaml toplevel basics	9
3	HOL basics	11
3.1	Terms	12
3.2	Types	13
3.3	Theorems	14
3.4	Derived rules	16
4	Propositional logic	17
4.1	Proving tautologies	19
4.2	Low-level logical rules	21
4.3	Logic design and verification	21

5	Equations and functions	24
5.1	Curried functions	25
5.2	Pairing	26
5.3	Equational reasoning	28
5.4	Definitions	30
6	Abstractions and quantifiers	31
6.1	Quantifiers	33
6.2	First-order reasoning	35
7	Conversions and rewriting	37
7.1	Conversionals	37
7.2	Depth conversions	38
7.3	Matching	40
7.4	Rewriting	41
8	Tactics and tacticals	44
8.1	The goalstack	44
8.2	Inductive proofs about summations	51
9	HOL's number systems	54
9.1	Arithmetical decision procedures	55
9.2	Nonlinear reasoning	58
9.3	Quantifier elimination	60
10	Inductive definitions	61
10.1	The bug puzzle	64
11	Wellfounded induction	68
11.1	Irrationality of $\sqrt{2}$	69
11.2	Wellfoundedness	71
12	Changing proof style	72
12.1	Towards more readable proofs	73
12.2	Example	75
12.3	The right style?	77
13	Recursive definitions	78
13.1	Binomial coefficients	81
13.2	The binomial theorem	83
14	Sets and functions	86
14.1	Choice and the select operator	89
14.2	Function calculus	90
14.3	Some cardinal arithmetic	92

15 Inductive datatypes	97
15.1 Enumerated types	97
15.2 Recursive types	98
15.3 The Fano plane	101
16 Semantics of programming languages	105
16.1 Semantics of the language	107
16.2 Determinism	108
16.3 Weakest preconditions	110
16.4 Axiomatic semantics	112
17 Shallow embedding	112
17.1 State and expressions	113
17.2 Commands	114
17.3 Hoare rules	118
17.4 Verification conditions	122
17.5 Refinement	125
18 Number theory	127
18.1 Congruences	129
18.2 Fermat’s Little Theorem	131
18.3 RSA encryption	136
19 Real analysis	139
19.1 Chebyshev polynomials	140
19.2 A trivial part of Sarkovskii’s theorem	144
19.3 Derivatives	147
20 Embedding of logics	148
20.1 Modal logic	149
20.2 Deep embedding	149
20.3 Modal schemas	151
20.4 Shallow embedding	159
21 HOL as a functional programming language	160
21.1 Normalizing if-then-else expressions	160
21.2 Proving properties	164
21.3 A theorem prover	169
21.4 Execution	172
22 Vectors	175
22.1 3-dimensional vectors	179
22.2 Cross products	180
23 Custom tactics	182
23.1 The Kochen-Specker paradox	182
23.2 Formalization in HOL	183

24 Defining new types	188
24.1 Nonzero 3-vectors	189
24.2 The projective plane again	191
24.3 Quotient types	193
25 Custom inference rules	195
25.1 Ordered rewriting using the LPO	197
25.2 Critical pairs	198
25.3 Examples of completion	203
26 Linking external tools	205
26.1 Maxima	206
26.2 Interfacing HOL and Maxima	207
26.3 Factoring	210
26.4 Antiderivatives and integrals	211
A The evolution of HOL Light	214
A.1 LCF	214
A.2 HOL	215
A.3 Development and applications	216
A.4 hol90, ProofPower and HOL Light	218

1 Installation

HOL Light can fairly easily be made to work on most modern computers. Since the first version (Harrison 1996a), the build process has been simplified considerably. In what follows, we will sometimes assume a Unix-like environment such as Linux. If the reader has access to a Linux machine and feels comfortable with it, its use is recommended. However, users of Windows need not despair, because all the Unix tools needed, and many more useful ones besides, are freely available as part of Cygwin. Non-Windows users, or Windows users determined to work “natively”, can skip the next subsection.

1.1 Cygwin

Cygwin is a Linux-like environment that can be run within Windows, without interfering with normal Windows usage. Among other things, it provides a traditional shell from which the usual Unix/Linux software tools are available. Cygwin can be freely downloaded from <http://www.cygwin.com/>. It is a large system, particularly if you select all the package installation options, so the download and installation can take some time. However it usually seems to be straightforward and unproblematic.

After installing Cygwin, simply start a ‘Bash shell’. On my Windows machine, for example, I follow the menu sequence `Start → All Programs → Cygwin → Cygwin bash shell`. This application is a ‘shell’ (Unix jargon for something analogous to a Windows command prompt) from which the later commands below can

be invoked as if you were within Linux. We will herinafter say ‘Linux’ when we mean Linux, some other version of Unix, or Cygwin inside Windows.

1.2 OCaml

HOL Light is built on top of the functional programming language Objective CAML (‘OCaml’). To be more precise, HOL Light is written *in* OCaml and the OCaml read-eval-print loop is the usual means of interacting *with* HOL Light. So installing OCaml is a prerequisite for using HOL Light. Besides, it is a powerful modern programming language with much to recommend it for a wide range of other applications.

OCaml can be installed on a wide range of architectures by following the instructions on the Web site <http://caml.inria.fr/ocaml/english.en.html>. I normally rebuild the system from sources, even under Cygwin (it only requires a few short commands) but precompiled binaries are available for many platforms.

1.3 HOL Light

Finally we are ready to install HOL Light itself. You can download the system by following the link from the HOL Light homepage <http://www.cl.cam.ac.uk/users/jrh/hol-light/index.html>. The downloaded file can easily be unpacked into its constituent parts by doing the following, assuming the downloaded file is called `hol_light.tar.gz` in the current directory of the shell:

```
tar xvfz hol_light.tar.gz
```

This will create a directory (folder) called `hol_light` containing the constituent source files.

In a pure Windows environment, when you download the `hol_light.tar.gz` file, or click on it after first saving it, you will automatically be confronted with the Windows WinZip utility, which will display the list of constituent files. By selecting Extract you can save them all to a folder of your choice, say `hol_light`.

Either at the shell prompt (Linux) or the command prompt (in Windows, usually available via the Accessories menu), move into the appropriate directory by:

```
cd hol_light
```

The first step is to create a special file used by HOL Light to handle parsing and printing within OCaml. In Linux you can just do:

```
make
```

In Windows, you need to issue by hand some commands contained in the Makefile. First check the version of OCaml that you have (e.g. by typing `ocaml` and observing the version number in the startup banner; then exiting it). Copy the appropriately numbered file `pa_j_XXX.ml` into the bare `pa_j.ml`. For example, if running Ocaml version 3.0.82, do

```
copy pa_j_3.08.2.ml pa_j.ml
```

If there isn't a `pa_j_XXX.ml` that precisely matches your OCaml version number, pick the closest one; it will probably work. However, versions older than 3.04 have not been tried. Next, issue this command:

```
ocamlc -c -pp "camlp4r pa_extend.cmo q_MLast.cmo" -I +camlp4 pa_j.ml
```

There should now be a file called `pa_j.cmo` in the current directory. (You can check that it's there by a directory listing, `ls` in Linux or `dir` in Windows.) Now start up an interactive OCaml session by:

```
ocaml
```

or under Cygwin and any other systems where the OCaml `num` library for arbitrary-precision rational cannot be dynamically loaded:

```
ocamlnum
```

You should see something like this (though the precise OCaml version number may well be a little different).

```
/home/johnh/hol_light$ ocaml
  Objective Caml version 3.08.2
#
```

This is what it feels like to be within the OCaml read-eval-print loop. OCaml waits for the user to type in an expression, then evaluates it and prints out the result. OCaml will only start evaluation when the user types *two successive* semicolons and a newline. For example we can evaluate $2 + 2$ by typing

```
2 + 2;;
```

and OCaml responds with

```
val it : int = 4
#
```

the hash indicating that it's waiting for the next expression. We'll consider the OCaml toplevel in more detail later, but it might be worth noting now that to get out of it, you can type control-D at the prompt (i.e. hold down the control key and press D).

Within the OCaml toplevel, load in HOL Light by issuing the following OCaml directive, which as usual includes two terminating semicolons (note that the hash is part of the '#use' directive, not a representation of the prompt):

```
#use "hol.ml";;
```

You should now see a large amount of output as HOL Light is loaded, which in particular involves proving many theorems and giving them names. After about two minutes, depending on how fast your computer is, you should see something like the last few lines of output below and the OCaml prompt:

```
val pure_prove_general_recursive_function_exists : term -> thm = <fun>
val prove_general_recursive_function_exists : term -> thm = <fun>
val closed_prove_general_recursive_function_exists : term -> thm = <fun>
val define : term -> thm = <fun>
- : unit = ()
      Camlp4 Parsing version 3.08.2
#
```

You are now ready to start using the system and may want to skip to the next main section. However, assuming you are using a real Linux system, it is worth creating standalone images to avoid waiting for the system to load into OCaml every time you want to use it. This is explained in the next section.

It is not obligatory to start HOL within the initial `hol_light` directory. However, if you want to be able to load it from anywhere, you should first edit the very first line of the file `hol.ml` and change it from:

```
let hol_dir = ref (try Sys.getenv "HOLDIR" with Not_found -> Sys.getcwd());;
```

to an explicit assignment of the directory where HOL Light is installed, e.g.

```
let hol_dir = ref "/home/johnh/hol_light";;
```

You can then load in the root file from anywhere as

```
#use "/home/johnh/hol_light/hol.ml";;
```

or whatever, and HOL will automatically be able to find all the other files.

1.4 Checkpointing

It's more convenient to be able to save the state of the OCaml toplevel with HOL Light pre-installed, rather than wait the two minutes for it to load each time you want to use it. Although there are no special OCaml or HOL Light facilities for doing this, there are 'checkpointing' tools available for many operating systems which can save the state of any user process, OCaml included. A list of such systems can be found at <http://www.checkpointing.org> (unfortunately, I don't know of one for Windows). Under Linux, I have been very happy with `ckpt`, which is available from <http://www.cs.wisc.edu/~zandy/ckpt/>.

If you download and install `ckpt`, you should find that the HOL Light Makefile conveniently automates the creation of a standalone image. Using similar checkpointing tools, you should be able to modify the Makefile appropriately. If `ckpt` is installed, you can create a standalone HOL image simply by typing the following into the shell:

```
make hol
```

This should create a file `hol` in the current directory, which can then be moved to any chosen location (e.g. `/usr/local/bin`) and thereafter invoked directly from the shell.

Moreover, the standalone image is itself capable of being checkpointed. An additional OCaml function `self_destruct` is provided, which takes as its argument a string to print when the image is later restarted. The effect of this is to terminate the current HOL session and save the state as a file `hol.snapshot` in the current directory. For example, in the following session we make an assignment to variable `z`, checkpoint and restart.

```
/home/johnh$ hol
      HOL Light, built 4 April 2005 on OCaml 3.08.1
val it : unit = ()
# let z = 12345;;
val z : int = 12345
# self_destruct "With definition of z";;

[... do something else and resume work later ...]

/home/johnh$ ./hol.snapshot
      HOL Light, built 4 April 2005 on OCaml 3.08.1
      With definition of z

val it : unit = ()
# z;;
val it : int = 12345
#
```

When developing large proofs in HOL, you should always keep the proof script as an OCaml file ready to reload, rather than relying on `ckpt`. This will allow the proofs to be later modified, used by others etc. However, it can be very convenient to make intermediate snapshots so you do not have to load large files to work further on a proof. This is analogous to the usual situation in programming: you should always keep your complete source code, but don't want to recompile all the sources each time you use the code.

Sometimes, it seems that the checkpointed image can give an error message when restarted rather than the appropriate introductory banner, e.g.

```
Exception: Unix.Unix_error (Unix.ECHILD, "waitpid", "").
```

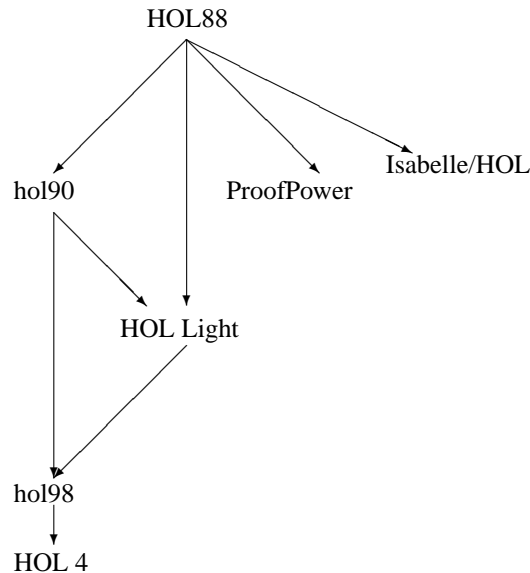
This error message is harmless and the image can still be used; moreover I usually find that doing something trivial (like `let it = 1;;`) then checkpointing again fixes the problem. It's probably connected with the slightly "hacky" way in which the OCaml process sends a signal to itself to force checkpointing. If this really becomes a persistent problem on your machine, you can avoid it by issuing the checkpointing exception externally rather than calling `self_destruct` from within the session, e.g.

```
kill -USR <process ID number>
```

1.5 Other versions of HOL

There are, for better or worse, several HOL-like theorem provers in active use, including at least HOL4, HOL Light, Isabelle/HOL and ProofPower (you can easily find Web pages for any of them by a Web search). The underlying logical basis of these systems, as well as many other ideas, are derived from the original HOL system written by Mike

Gordon in the 1980s, of which HOL88 (Gordon and Melham 1993) was the first polished and stable release. The graph that follows attempts to give a rough impression of the flow of ideas and/or code:



Much of what is discussed here is equally applicable, *mutatis mutandis*, to other versions of HOL, and indeed, to other theorem proving systems generally. In the appendix, we describe the evolution of HOL and its place in the world of theorem provers in more detail.

2 OCaml toplevel basics

After HOL Light is loaded, you are once again sitting in the usual OCaml read-eval-print loop, the only difference being that a large number of theorems, and tools for proving theorems, have been loaded in.¹ Using the implementation language as the interaction environment yields a system that is entirely open and extensible in a clean and uniform fashion. Nevertheless you may at first find it somewhat alien — many other comparable theorem provers and computer algebra systems offer a separate interface with no programmable environment, like Mizar (Rudnicki 1992), or have their own custom language for the read-eval-print loop, like Maple.²

¹For those used to OCaml: HOL Light uses a `camlp4` syntax extension, which modifies the usual OCaml toplevel in a few ways: uppercase names are acceptable as identifiers, some new infixes such as `'o'` (function composition) are added, backquotes are used for quotations, and the last expression evaluated is bound to `'it'`. The usual special treatment of uppercase identifiers is reserved for those with an uppercase first letter and some lowercase letters thereafter, which seems to be largely consistent with established OCaml usage.

²Maple is a registered trademark of Waterloo Maple.

Before we come onto anything specific to HOL-Light, it's worth understanding in basic terms how to use the OCaml toplevel loop. Roughly speaking, you can do three things in the OCaml top-level loop: issue directives, evaluate expressions, and make definitions. The only directive a beginner is likely to need for a while is the following:

```
#use "filename";;
```

which loads the OCaml source from a file called `filename` as if it had been typed into the toplevel — this is exactly what we did to load in HOL. Moreover, the example of `2 + 2;;` was an example of evaluating an expression. Let us look more closely at the output:

```
val it : int = 4
```

OCaml responds with the result of evaluating the expression (4), but also allocates it a *type* `int` (meaning that it is an integer, or whole number) and introduces a name `it` for the result. We can now use `it` as an abbreviation for the result of the evaluation, namely 4. For example:

```
# it * it;;  
val it : int = 16
```

Now `it` denotes the result of that expression, namely 16. However, `it` is just the default OCaml gives the result of the last expression. A user can give it any chosen name by using a *definition* of the form:

```
let <name> = <expression>;;
```

You can then use that name in subsequent expressions, and bind composite expressions to other names, for example:

```
# let a = 741;;  
val a : int = 741  
# let b = 147;;  
val b : int = 147  
# let c = a - b;;  
val c : int = 594  
# let d = 495 + c;;  
val d : int = 1089
```

As well as integers (whole numbers) CAML lets you evaluate expressions involving other types. For example *strings* (finite sequences of characters) can be entered within double-quotes, and operated on using functions such as `^`, which concatenates (sticks together) two strings just as `+` adds two numbers.

```
# let x = "no";;  
val x : string = "no"  
# let y = "body";;  
val y : string = "body"  
# let z = x^y;;  
val z : string = "nobody"
```

The reader is encouraged to try a few other examples. One of the nice things about sitting in an interactive loop is that it's easy to experiment and see the results immediately.

As well as basic values, OCaml also lets you define names for functions, which take one or more *parameters*, or *arguments*, and compute a corresponding result. To define such a function, simply add the arguments after the name when making a definition. For example the following is the definition of a function that squares its argument:

```
# let square x = x * x;;  
val square : int -> int = <fun>
```

The type `int -> int` means that `square` is a function from integers to integers. The function can then be applied to some particular arguments by writing them after the function name:

```
# square 0;;  
val it : int = 0  
# square 8;;  
val it : int = 64
```

Note that while in normal mathematical notation it's compulsory to use parentheses round function arguments (we write $f(x)$ not $f x$ in informal mathematics), they are optional in OCaml and most people don't use them. However, they can always be used to establish precedence just as in any other situation, or merely used for familiarity's sake:

```
# square(2 + 2);;  
val it : int = 16  
# square(2) + 2;;  
val it : int = 6
```

Functions can have multiple arguments written one after the other. We will explain the type OCaml prints more carefully later, but for now simply think of it as meaning a function that takes two integers and returns another:

```
# let pythag x y = square x + square y;;  
val pythag : int -> int -> int = <fun>  
# pythag 3 4;;  
val it : int = 25
```

3 HOL basics

In the previous section we evaluated expressions containing numbers and strings. HOL Light — hereinafter just 'HOL' — is a suite of tools for evaluating expressions involving *terms* (representing mathematical expressions or logical assertions) and *theorems* (representing assertions that have been proved).

3.1 Terms

To enter terms into the system, you can type them between backquotes:

```
# `x + 1`;;  
val it : term = `x + 1`
```

Superficially, this may look like an analogous interaction with strings:

```
# "x + 1";;  
val it : string = "x + 1"
```

Terms *are* like strings in that they are manipulated purely as symbolic expressions. However, terms are not simply represented as sequences of characters, but using a richer tree-structured representation, something like a ‘abstract syntax tree’. The OCaml toplevel automatically attempts to parse anything in backquotes into the internal representation, and it prints it in a similar fashion, but this is just for human convenience. For example, several superficial variants of the input get mapped to the same internal representation and are printed in the same way, while some malformed expressions will not be parsed at all:

```
# `(x) + 1`;;  
val it : term = `x + 1`  
# `(x + (1))`;;  
val it : term = `x + 1`  
# `x + +`;;  
Exception: Failure "term after + expected".
```

The internal form is usually rather unpalatable for humans, as you can see by disabling the automatic prettyprinting using the following Ocaml directive:

```
# #remove_printer print_qterm;;  
# `x + 1`;;  
val it : term =  
  Comb (Comb (Const ("+", `:num->num->num`), Var ("x", `:num`)),  
        Comb (Const ("NUMERAL", `:num->num`),  
              Comb (Const ("BIT1", `:num->num`), Const ("_0", `:num`))))
```

We will look in more detail at the internal representation later, since it is important for advanced use of the system, but for now we will ignore it and restore the usual behavior with:

```
#install_printer print_qterm;;
```

HOL provides a number of operations for manipulating terms. For example `subst` will replace one term by another at all its occurrences in another term, e.g. replace ‘1’ by ‘2’ in the term ‘ $x + 1$ ’. The syntax is analogous to the logical notation $[2/1](x + 1)$ or $(x + 1)[2/1]$ that one often sees:

```
# subst [2,1] `x + 1`;;  
val it : term = `x + 2`  
# subst [y + 2, x:num] `x + 5 * x`;;  
val it : term = `(y + 2) + 5 * (y + 2)`
```

The reason for entering ‘`x:num`’ rather than just ‘`x`’ lies in HOL’s type system, explained next.

3.2 Types

A key feature of HOL is that every term has a well-defined *type*. Roughly speaking, the type indicates what kind of mathematical object the term represents (a number, a set, a function, etc.) The possible types of terms are represented using another symbolic datatype `hol_type`, and these will similarly be automatically parsed and printed within backquotes with a colon as the first character.³

```
# `:num`;;  
val it : hol_type = `:num`
```

You can find the type of a term by applying the `type_of` operator to it:

```
# type_of `1`;;  
val it : hol_type = `:num`  
# type_of `x + 1`;;  
val it : hol_type = `:num`  
# type_of `x + 1 < x + 2`;;  
val it : hol_type = `:bool`
```

The type of the terms ‘1’ and ‘ $x + 1$ ’ is `:num`, meaning that they represent natural numbers, i.e. nonnegative whole numbers. (In more conventional mathematical terms we would write $1 \in \mathbb{N}$ and $x + 1 \in \mathbb{N}$ to capture the information in HOL’s type assignment.) On the other hand, the term ‘ $x + 1 < x + 2$ ’ is of type `bool` (Boolean), meaning that it is an assertion that may be true or false (in this case it happens to be true). If HOL is able to assign a type to a term, but it is not determined uniquely, a general type will be assigned automatically:

```
# `x`;;  
Warning: inventing type variables  
val it : term = `x`  
# type_of it;;  
val it : hol_type = `:?48538`
```

but you can impose a chosen type on any term by writing ‘`<type>`’ after it:

```
# `x:num`;;  
val it : term = `x`  
# `x:bool`;;  
val it : term = `x`
```

(Variables like this that share the same name yet have different types are considered completely different.) No annotations were needed in the composite term ‘ $x + 1$ ’ because HOL automatically allocates type ‘`num`’ to the constant 1, and infers the same type for x because the two operands to the addition operator must have the same type. But you can attach type annotations to subterms of composite terms where necessary or simply desired for emphasis:

³It is apt to be confusing that we have quite separate notions of ‘type’ in the HOL logic and in OCaml itself. Indeed, a recurrent theme in what follows will be the close similarity between certain concepts at the OCaml and logical levels. In the customary jargon, we can think of OCaml as the ‘meta-language’ used to reason *about* the logic (this explains the last two letters of ‘OCaml’). Once you get used to distinguishing these levels, the similarities can begin to be helpful rather than confusing.

```
# `(x:num) = y`;;  
val it : term = `x = y`  
# `(x:num) + 1`;;  
val it : term = `x + 1`
```

Because of typing, some terms that are syntactically well-formed will nevertheless be rejected by the quotation parser because they cannot be typed. For example here we attempt to add something of type `bool` to something of type `num`:

```
# `(x < y) + 2`;;  
Exception: Failure "unify: types cannot be unified".
```

The value of types is that they can filter out such ‘nonsensical’ terms from the start, and keep track of certain intuitive constraints (‘ n represents a number’) without special user guidance. On the negative side, they can sometimes be inflexible. For instance you cannot directly add a natural number and a real number, since HOL considers these as distinct types, even though intuitively one might imagine $\mathbb{N} \subseteq \mathbb{R}$:

```
# `(x:num) + (y:real)`;;  
Exception: Failure "unify: types cannot be unified".
```

3.3 Theorems

We noted that a term of type `bool`, which we will often call a *formula*, may be true or false. For example, intuitively speaking the first term below is true (whatever value x may have) and the second is false:

```
# `x + 1 < x + 2`;;  
val it : term = `x + 1 < x + 2`  
# `2 + 2 = 5`;;  
val it : term = `2 + 2 = 5`
```

HOL does not directly use any concept of ‘truth’ or ‘falsity’. It does however have a notion of when a formula has been *proved* using the accepted methods of proof, and these methods have, needless to say, been chosen so that anything provable is also true.⁴ The usual aim when using HOL is to state an assertion precisely in its formal logic and then to prove it.

In traditional formal logic, a formula is proved by applying a well-defined set of syntactic *rules* to some initial *axioms*; one writes $\vdash p$ to mean that p is provable, and more generally $p_1, \dots, p_n \vdash p$ to mean that p is provable starting from assumptions p_1, \dots, p_n . In HOL, a similar notion is put in a more computational form. A special type `thm` (‘theorem’) is used for formulas that have been — actually have been, not merely can be — proved. Initially, the only OCaml objects of type `thm` are the HOL axioms, and the only way of creating new objects of type `thm` is to apply a limited set of primitive rules of inference. (The complete list of axioms and primitive rules is quite short.) What we call an ‘inference rule’ in HOL is no more and no less than an OCaml

⁴There are fundamental results in logic implying that the converse cannot hold — see Smullyan (1992) for a nice presentation. That is, for any given proof system that could be mechanized on a computer, including HOL’s, there must be truths that are unprovable in it. However, this theoretical incompleteness does not affect any everyday mathematical results, as far as we know.

function returning something of type `thm` (or some composite type thereof, e.g. a pair or a list of theorems).

For example, perhaps the simplest inference rule of the HOL logic is the reflexivity of equality. In HOL this rule is implemented by a function `REFL`, which takes a term t and returns a theorem $\vdash t = t$. (As you can see from the output, theorems are prettyprinted using an ASCII approximation to the usual ‘turnstile’ notation.)

```
# REFL `x:real`;;
val it : thm = |- x = x
# let th1 = REFL `x + 1`;;
val th1 : thm = |- x + 1 = x + 1
```

Another rule of comparable simplicity is `ASSUME`, which allows you to deduce anything assuming itself; given a formula p it returns the theorem $p \vdash p$. Given a term that does not have Boolean type, it will fail since the corresponding “theorem” is meaningless:

```
# ASSUME `2 + 2 = 5`;;
val it : thm = 2 + 2 = 5 |- 2 + 2 = 5
# let th2 = ASSUME `2 * n = n + n`;;
val th2 : thm = 2 * n = n + n |- 2 * n = n + n
# ASSUME `1`;;
Exception: Failure "ASSUME: not a proposition".
```

A slightly more complicated primitive inference rule is `INST` (instantiation), which sets the variable(s) in a theorem to some particular term(s). In fact, it is performing at the level of *theorems* just what `subst` was doing for terms. This is a logically valid step because a HOL theorem with (free) variables holds for all values they may have:

```
# let th3 = INST [`2`, `x:num`] th1;;
val th3 : thm = |- 2 + 1 = 2 + 1
```

Note that it will also instantiate variables in the assumptions in the same way, which is necessary for the step to be logically sound:

```
# INST [`2`, `n:num`] th2;;
val it : thm = 2 * 2 = 2 + 2 |- 2 * 2 = 2 + 2
```

Moreover `INST`, unlike `subst`, will refuse to substitute for non-variables, which in general is *not* a logically valid step. For example, the fact that $2 \cdot n = n + n$ does not imply that we can substitute n for $2 \cdot n$ while remaining valid:⁵

```
# INST [`2`, `2 * n`] th2;;
Exception: Failure "dest_var: not a variable".
```

Although a theorem can only be *constructed* by proving it, you are always free to break it down into its conclusion and hypotheses. For example, the `concl` function returns the conclusion of a theorem as a term (which will always have Boolean type):

⁵In the particular case that follows, it would be valid because the assumption is exactly the same as the conclusion, but this example was only an illustration.

```
# concl;;
val it : thm -> term = <fun>
# concl th1;;
val it : term = `x + 1 = x + 1`
```

In its usual form, while HOL generates all theorems by proof, the proofs are not constructed as concrete objects. However, in the subdirectory `Proofrecording` there is a system due to Steven Obua so that proofs are explicitly constructed and can be dumped to a file in an XML-based format suitable for input to other systems, e.g. a separate proof checker.

3.4 Derived rules

Proving non-trivial theorems at this low level is rather painful. However, HOL Light comes with a variety of more powerful inference rules that can prove some classes of non-trivial theorems automatically. Many of these will be described in what follows, but to give one example, `ARITH_RULE` can prove many formulas that require only straightforward algebraic rearrangement or inequality reasoning over the natural numbers, such as the following cute formula, where ‘`x EXP n`’ denotes x^n .⁶

```
# ARITH_RULE
`(a * x + b * y + a * y) EXP 3 + (b * x) EXP 3 +
(a * x + b * y + b * x) EXP 3 + (a * y) EXP 3 =
(a * x + a * y + b * x) EXP 3 + (b * y) EXP 3 +
(a * y + b * y + b * x) EXP 3 + (a * x) EXP 3`;
val it : thm =
|- (a * x + b * y + a * y) EXP 3 +
(b * x) EXP 3 +
(a * x + b * y + b * x) EXP 3 +
(a * y) EXP 3 =
(a * x + a * y + b * x) EXP 3 +
(b * y) EXP 3 +
(a * y + b * y + b * x) EXP 3 +
(a * x) EXP 3
```

However, the crucial point to note is that under the surface, these are still being proved by low-level rules at the level of `REFL` and `INST`. It is for this reason that even these complex derived rules can be considered highly reliable: they cannot just ‘make’ something of type `thm`, but must *prove* it. Of course, doing so is not entirely trivial, but has all been encapsulated in `ARITH_RULE` so that from the user perspective, it looks like an atomic operation. And in advanced use of the system, it’s invaluable to be able to write custom derived rules for special situations.

Typically a proof in HOL proceeds as follows. The user employs special insight into the problem to break it down into a series of relatively simple subproblems, and once the subproblems are simple enough or fall within a limited enough domain, they can be dealt with automatically by HOL. Generally speaking, the level of detail needed before HOL can fill in the gaps is greater than most people are used to. On the other hand, there are pleasant exceptions where one can replace a fairly long manual proof with a single automated HOL step.

⁶I got this from Rajesh Ram’s Web page <http://users.tellurian.net/hsejar/maths/sumsofpowers/sop3.htm>.

4 Propositional logic

Except for minor syntactic details, such as the fact that exponentiation is called `EXP`, the notation HOL's parser supports for arithmetic on natural numbers should look fairly familiar. You can use named variables, numeric constants and various infix operators with the usual rules of precedence, and expressions can be put in parentheses for emphasis or to override the rules of precedence.

Now, to manipulate formulas with a richer logical structure, it is important to master the analogous notation HOL uses for building composite logical expressions out of basic formulas using 'logical connectives'. Readers are no doubt used to writing symbols like '+' rather than the word 'plus', and one needs similarly to get used to using symbols in place of special logical words like 'and', 'or' and 'not' when stating mathematical results. Here is a table showing conventional notation for the so-called propositional (or Boolean) connectives, together with HOL's ASCII approximations and their approximate English reading.

\perp	F	Falsity
\top	T	Truth
\neg	\sim	Not
\wedge	$/\backslash$	And
\vee	$\backslash/$	Or
\Rightarrow	$==>$	Implies ('if ... then ...')
\Leftrightarrow	$<=>$	Iff ('... if and only if ...')

The analogy with ordinary algebraic notation is worth re-emphasizing. Truth and falsity are logical constants to denote the true and false propositions, analogous to particular numbers like 0 and 42. Logical negation is a unary operation just like arithmetical negation of numbers. The other connectives are all binary operations analogous to addition, multiplication, etc. Unlike arithmetic operators, there are only a finite number of possible arguments (all of them must be either true or false) so we can explicitly display the meanings of the connectives using *truth-tables* showing the result corresponding to each combination of arguments. The negation operator has the following rather trivial truth-table:

p	$\neg p$
false	true
true	false

For the binary connectives, we need four rows, for the $2^2 = 4$ possible combinations of two truth values. To save space we will put all the connectives in different columns of the same table.

p	q	$p \wedge q$	$p \vee q$	$p \Rightarrow q$	$p \Leftrightarrow q$
false	false	false	false	true	true
false	true	false	true	true	false
true	false	false	true	false	false
true	true	true	true	true	true

Note that we interpret ‘or’ in the inclusive sense: ‘ $p \vee q$ ’ means ‘ p or q or both’. The definition of implication almost always strikes people as unintuitive at first, but after a while it will come to seem natural.

The basic, ‘atomic’ formulas that we use to build up formulas may simply be variables of Boolean type:

```
# `p \ / ~p`;;
val it : term = `p \ / ~p`
# # ASSUME `p /\ q`;;
val it : thm = p /\ q |- p /\ q
```

or may involve other non-Boolean components, as in the following examples; in the second we use `ARITH_RULE` to deduce an elementary property of the usual ordering on natural numbers, that for any $x, y \in \mathbb{N}$ we have either $x < y$ or $y \leq x$:

```
# `x < 1 ==> p`;;
val it : term = `x < 1 ==> p`
# ARITH_RULE `x < y \ / y <= x`;;
val it : thm = |- x < y \ / y <= x
```

In composite expressions, the precedences of the various binary connectives are in order of the above table, with ‘and’ being the strongest and ‘iff’ the weakest; for example $a \wedge b \Rightarrow c \vee d \wedge e$ means $(a \wedge b) \Rightarrow (c \vee (d \wedge e))$. All of them are right-associative, so for example $p \wedge q \wedge r$ means $p \wedge (q \wedge r)$. The list of all HOL’s infix operators with their precedences and associativities can be obtained by issuing ‘`infixes()`’, or you can get the status of one particular symbol by ‘`get_infix_status "<symbol">`’, e.g.

```
# get_infix_status "==";;
val it : int * string = (4, "right")
# get_infix_status "-";;
val it : int * string = (18, "left")
```

You can also make any other symbol you choose infix, or change the precedence of existing infixes using ‘`parse_as_infix`’ as follows:

```
# parse_as_infix("<>",(12,"right"));
val it : unit = ()
# parse_as_infix("+",(1,"left"));
val it : unit = ()
```

However, changing the precedences of existing infixes, as in the second example above, is not recommended, because the existing precedences are often assumed in other source files. For example, now $x < x + 1$ parses as $(x < x) + 1$ and so fails typechecking:

```
# `x < x + 1`;;  
Exception: Failure "unify: types cannot be unified".
```

so let's restore normal service with:

```
# parse_as_infix("+", (16, "right"));  
val it : unit = ()
```

Note that HOL does *not* specially interpret “chained” binary operators like $x < y < z$ to mean ‘ $x < y$ and $y < z$ ’, as mathematical notation often does. That attempt fails at typechecking, while $p ==> q ==> r$ is accepted but means $p \Rightarrow (q \Rightarrow r)$, logically equivalent to $(p \wedge q) \Rightarrow r$, and not $(p \Rightarrow q) \wedge (q \Rightarrow r)$.

4.1 Proving tautologies

If the reader is not familiar with propositional connectives, it's worth spending some time getting used to writing logical expressions using them. In particular, it's instructive to see which formulas built from Boolean variables are *tautologies*, i.e. true for any assignment of true and false to their variables. The HOL deductive system is such that any tautology will be provable, and there is even a simple derived rule `TAUT` that will prove them automatically. For example, the following tautology is the so-called ‘law of the excluded middle’, stating that for any formula p , either ‘ p ’ or ‘not p ’ must hold:

```
# TAUT `p \\/ ~p`;;  
val it : thm = |- p \\/ ~p
```

The following says that ‘ p if and only if q ’ is equivalent to ‘if p then q ’ and ‘if q then p ’ together:

```
# TAUT `(p <=> q) <=> (p ==> q) /\ (q ==> p)`;;  
val it : thm = |- (p <=> q) <=> (p ==> q) /\ (q ==> p)
```

while the following, commonly known as the ‘de Morgan laws’, show an interesting duality between ‘and’ and ‘or’. For example ‘I cannot speak Swedish and I cannot speak Finnish’ is equivalent to ‘I cannot speak either Swedish or Finnish’:

```
# TAUT `~(p /\ q) <=> ~p \\/ ~q`;;  
val it : thm = |- ~(p /\ q) <=> ~p \\/ ~q  
# TAUT `~(p \\/ q) <=> ~p /\ ~q`;;  
val it : thm = |- ~(p \\/ q) <=> ~p /\ ~q
```

Some tautologies may look a little surprising if you're not used to them, but you can always convince yourself by exhaustively considering all the possible cases according as each propositional variable takes the value ‘true’ or ‘false’, using the truth-tables to compute the result in each case. For example, the ‘iff’ operator is “associative”:

```
# TAUT `(p <=> (q <=> r)) <=> ((p <=> q) <=> r)`;;  
val it : thm = |- (p <=> q <=> r) <=> (p <=> q) <=> r
```

Since most people find the truth-table definition of implication unnatural, it's not so surprising that many of the strangest-looking tautologies involve implication, e.g. the following which says that for two propositions p and q , one always implies the other:

```
# TAUT `(p ==> q) \\/ (q ==> p)';;
val it : thm = |- (p ==> q) \\/ (q ==> p)
```

while the following is traditionally known as *Peirce's Law*:

```
# TAUT `((p ==> q) ==> p) ==> p';;
val it : thm = |- ((p ==> q) ==> p) ==> p
```

Here's another that may hit users who mix up precedence rules:

```
# TAUT `(a <=> b \\/ c) ==> (a <=> b) \\/ c';;
val it : thm = |- (a <=> b \\/ c) ==> (a <=> b) \\/ c
```

If the user supplies a non-tautology to TAUT then it will simply fail to return a theorem at all:

```
# TAUT `p \\/ q ==> p /\ q';;
Exception: Failure "REFINEMENT_PROOF: Unsolved goals".
```

It would not be very difficult to modify TAUT so that it gave an explicit counterexample in such cases ('that fails if p is true and q is false'). And while TAUT is generally happy to accept composite terms instead of primitive Boolean formulas:

```
# TAUT `x < 1 /\ y > 0 ==> x < 1';;
val it : thm = |- x < 1 /\ y > 0 ==> x < 1
```

it just treats the atomic formulas (here $x < 1$ and $y > 0$) as separate and primitive, and so won't be able to exploit linkages between them:

```
# TAUT `0 < x /\ x < 7 ==> 1 <= x /\ x <= 6';;
Exception: Failure "REFINEMENT_PROOF: Unsolved goals".
```

That goal can be solved automatically by ARITH_RULE, which actually analyzes the arithmetical content of the formulas:

```
# ARITH_RULE `0 < x /\ x < 7 ==> 1 <= x /\ x <= 6';;
val it : thm = |- 0 < x /\ x < 7 ==> 1 <= x /\ x <= 6
```

but in general, one can need arbitrarily complicated reasoning to establish validity in such cases. For example, the following term is a statement of Fermat's Last Theorem, which we can hardly expect HOL to prove automatically given how much trouble it's given the human race:

```
# ARITH_RULE `x EXP n + y EXP n = z EXP n /\ n >= 3
==> x = 0 /\ y = 0';;
Exception: Failure "linear_ineqs: no contradiction".
```

4.2 Low-level logical rules

As well as high level automated rules like TAUT, HOL provides a full complement of more basic operations for performing delicate patterns of inference on theorems. Generally speaking, each logical connective has a corresponding set of rules for ‘introducing’ and ‘eliminating’ it. For example, the inference rule CONJ allows us to deduce $p \wedge q$ from p and q separately. More precisely, it takes two theorems $\Gamma \vdash p$ and $\Delta \vdash q$ and returns the theorem $\Gamma \cup \Delta \vdash p \wedge q$, since one must always preserve the set of assumptions used:

```
# let thp = ASSUME 'p:bool';;
val thp : thm = p |- p
# let thq = ASSUME 'q:bool';;
val thq : thm = q |- q
# let thpq = CONJ thp thq;;
val thpq : thm = p, q |- p /\ q
```

while dually the rules CONJUNCT1 and CONJUNCT2 allow us to deduce p and q , respectively, from $p \wedge q$:

```
# CONJUNCT1 thpq;;
val it : thm = p, q |- p
# CONJUNCT2 thpq;;
val it : thm = p, q |- q
```

Another quite important low-level rule is MP, which allows one to pass from $p \Rightarrow q$ and p to q , which is often an extremely useful way of linking theorems together. The name is an abbreviation for ‘*modus ponens*’, the traditional if obscure name (Latin for ‘method for affirming’):

```
# let th1 = ARITH_RULE 'x <= y ==> x < y + 1';;
val th1 : thm = |- x <= y ==> x < y + 1
# let th2 = ASSUME 'x <= y';;
val th2 : thm = x <= y |- x <= y
# MP th1 th2;;
val it : thm = x <= y |- x < y + 1
```

4.3 Logic design and verification

One reason for practical interest in propositional logic is that it corresponds quite closely with the structures used in digital circuits, such as the computer on which you are running HOL. To a reasonable approximation, each wire in a digital circuit at a given time has one of two possible voltage levels which we can think of as ‘false’ (also 0 or ‘low’) and ‘true’ (also 1 or ‘true’). The logical building-blocks are circuit elements that have behavior mimicking the basic connectives of propositional logic. For example, a (2-input) ‘AND gate’ is a circuit with two inputs and one output such that the output is ‘true’ precisely if both inputs are ‘true’, corresponding to the propositional connective ‘ \wedge ’.

The gates themselves in most modern microprocessors are themselves constructed from even more basic components called *transistors*. A transistor is a kind of voltage-controlled switch; more precisely, it is a 3-terminal device where the current flow between two of the terminals called ‘source’ and ‘drain’ is controlled by the voltage level

on the ‘gate’ input. In an *n-type* transistor, current flows between source and drain, and hence source and drain voltages are equalized, when the gate voltage is high, but otherwise there is a high resistance between them and so the source and drain voltages can differ arbitrarily. We can model this behavior in HOL by the propositional formula:

```
# `gate ==> (source <=> drain)`;;
val it : term = `gate ==> (source <=> drain)`
```

Dually, in a *p-type* transistor, current flows and so the source and drain voltages are equalized only when the gate voltage is low, which we can model as:

```
# `~gate ==> (source <=> drain)`;;
val it : term = `gate ==> (source <=> drain)`
```

Let us see how a logic gate is normally built up from transistors using a CMOS⁷ arrangement. For example figure 1 shows a CMOS NOR gate, intended to realize the logic function ‘not or’, i.e. $output \Leftrightarrow \neg(input_a \vee input_b)$. The two transistors at the top with the little circle on the gate are p-type, and the two at the bottom are n-type. Let us use the name *internal* for the internal wire between the top two transistors. The wires marked V_{dd} and V_{ss} represent fixed high and low voltage wires respectively (crudely, the positive and negative terminals of the power supply), corresponding to ‘true’ (T) and ‘false’ (F) in our Boolean model. Now we can write down a HOL formula asserting that all the constraints implied by the circuit connections together imply that we do indeed get the correct ‘NOR’ relationship between inputs and outputs, and verify it using TAUT:

```
# TAUT
`(~input_a ==> (internal <=> T)) /\
 (~input_b ==> (output <=> internal)) /\
 (input_a ==> (output <=> F)) /\
 (input_b ==> (output <=> F))
==> (output <=> ~(input_a \/ input_b))`;;
val it : thm =
|- (~input_a ==> (internal <=> T)) /\
 (~input_b ==> (output <=> internal)) /\
 (input_a ==> (output <=> F)) /\
 (input_b ==> (output <=> F))
==> (output <=> ~(input_a \/ input_b))
```

This example wasn’t very difficult to verify by hand. On the other hand, HOL’s tautology-checker can cope with somewhat larger examples where humans are apt to be confused. For example, consider the following puzzle in circuit design (Wos 1998; Wos and Pieper 1999):⁸

Show how to construct a digital circuit with three inputs i_1, i_2 and i_3 and three outputs that are the respective negations $o_1 = \neg i_1, o_2 = \neg i_2$ and $o_3 = \neg i_3$, using an arbitrary number of ‘AND’ and ‘OR’ gates but *at most two* ‘NOT’ gates (inverters).

⁷Complementary metal oxide semiconductor. The key word is complementary: there are complementary pairs of transistors to connect the output to the high or low voltage supply, but never both at the same time.

⁸Wos’s treatment of the puzzle is somewhat more impressive because he uses an automated reasoning program to *find* the solution, not merely to check it. But we’re not quite ready for that yet. Wos attributes this puzzle to one E. Snow from Intel.

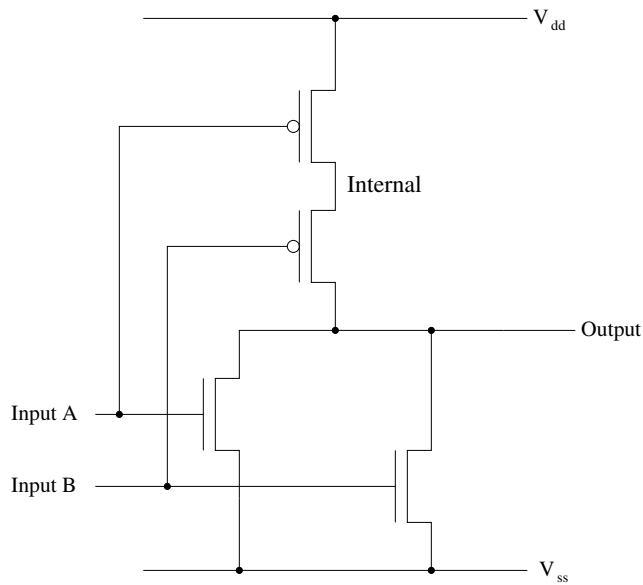


Figure 1: CMOS NOR gate

Be warned, this puzzle is surprisingly difficult, and readers might want to avert their gaze from our solution below in order to enjoy thinking about it themselves. (Not that a quick glance is likely to give you any strong intuition.) I came up with the following after a considerable effort, and it's sufficiently complicated that the correctness isn't at all obvious. But we can verify it in HOL quite easily. It takes a couple of seconds since the algorithm used by TAUT is quite naive, but it certainly beats doing it by hand.

```
# TAUT
\ (i1 /\ i2 <=> a) /\
 (i1 /\ i3 <=> b) /\
 (i2 /\ i3 <=> c) /\
 (i1 /\ c <=> d) /\
 (m /\ r <=> e) /\
 (m /\ w <=> f) /\
 (n /\ w <=> g) /\
 (p /\ w <=> h) /\
 (q /\ w <=> i) /\
 (s /\ x <=> j) /\
 (t /\ x <=> k) /\
 (v /\ x <=> l) /\
 (i1 \/ i2 <=> m) /\
 (i1 \/ i3 <=> n) /\
 (i1 \/ q <=> p) /\
 (i2 \/ i3 <=> q) /\
 (i3 \/ a <=> r) /\
 (a \/ w <=> s) /\
 (b \/ w <=> t) /\
 (d \/ h <=> u) /\
 (c \/ w <=> v) /\
 (~e <=> w) /\
 (~u <=> x) /\
 (i \/ l <=> o1) /\
 (g \/ k <=> o2) /\
 (f \/ j <=> o3)
==> (o1 <=> ~i1) /\ (o2 <=> ~i2) /\ (o3 <=> ~i3)';;
```

Doing digital circuit verification in this way is open to the criticism that there's no checking that the assignments of internal wires are actually consistent. For example, if we assert that an inverter has its output connected to its input, we can deduce *anything*. (What connecting two wires with different voltages means in electrical terms depends on physical details: the component may lock at one value, oscillate or burn out.)

```
# TAUT ~(~output <=> output) ==> the_moon_is_made_of_cheese';;
val it : thm = |- (~output <=> output) ==> the_moon_is_made_of_cheese
```

However, we will see later how to show that the claimed assignments of the internal wires are consistent.

5 Equations and functions

We have already seen a wide variety of HOL terms involving equations, arithmetic operations, numerals, Boolean functions and so on. Since it can represent all these entities and much more, you might imagine that the term structure for HOL is quite complicated. On the contrary, at the lowest level it is simplicity itself. There are only four types of HOL term:

- Variables
- Constants
- Applications
- Abstractions

Variables such as `'x:bool'` and `'n:num'` and constants like 'true' (`'T'`) and 'false' (`'F'`) are probably roughly what the reader expects.⁹ By an *application*, we mean the application of a function to an argument, which is a composite term built from subterms for the function and argument. For example, the term for 'not p', entered as `'~p'`, is an application of the constant denoting the negation operator to a Boolean variable. You can enter the negation operator on its own as a term, but since it has a special parse status, you need to enclose it in parentheses when it stands alone:

```
# '~';;
Exception: Noparse.
# '(~)';;
val it : term = '(~)'
```

We often use the customary jargon *rator* (ope-rator = function) and *rand* (ope-rand = argument) for the two components of an application (which we will also sometimes call a *combination*). There are correspondingly named functions on terms that will break a combination apart into its operator and operand, or will fail if applied to a non-combination:

```
# rator '~p';;
val it : term = '(~)\'
# rand '~p';;
val it : term = 'p\'
# rand 'n:num';;
Exception: Failure "rand: Not a combination".
```

Just as in OCaml, there is no need to put the argument to a function in parentheses, except when required to enforce precedence. You may sometimes choose to do so for emphasis, but HOL will normally print it without using additional parentheses. Of course, the internal representation abstracts away from the particular details of how the term is entered and just treats it as an abstract syntax tree.

```
# '~(p)';;
val it : term = '~p'
```

The critical point about applications in HOL, again as in OCaml, is that applications can only be formed when the operator has some type $\alpha \rightarrow \beta$ (a function mapping arguments of type α to results of type β) and the operand the corresponding type α , in which case the combination as a whole has type β . For example, as one might expect, the negation operator has type `bool \rightarrow bool`:

```
# type_of '(~)';;
val it : hol_type = ':bool->bool'
```

5.1 Curried functions

HOL's term representation makes no special provision for functions of more than one argument. However, functions may take one argument and yield another *function*, and

⁹Note that numerals like 2 are not in fact constants, but composite expressions built from constants, roughly corresponding to a binary representation.

this can be exploited to get the same effect, a trick known as *currying*, after the logician Haskell Curry. For example, rather than considering addition of natural numbers as a binary function $\mathbb{N} \times \mathbb{N} \rightarrow \mathbb{N}$, we consider it as a function $\mathbb{N} \rightarrow (\mathbb{N} \rightarrow \mathbb{N})$. It accepts a single argument a , and yields a new function of one argument that adds a to its argument. This intermediate function is applied to the second argument, say b , and yields the final result $a + b$. In other words, what we write as $a + b$ is represented by HOL as $((+) a)(b)$. And we can indeed enter that string explicitly; the underlying term is exactly the same whether this or the usual infix surface syntax is used.

```
# `((+) x) 1`;;
val it : term = `x + 1`
# `((+) x) 1` = `x + 1`;;
val it : bool = true
```

Note that precisely the same curried representation for binary functions is common in OCaml itself too:

```
# (+);;
val it : int -> int -> int = <fun>
# (+) 1;;
val it : int -> int = <fun>
```

Although currying might seem like an obscure representational trick, it can sometimes be useful to consider in its own right the intermediate function arising from partially applying a curried function. For example, we can define a successor operation and use it separately.

```
# let successor = (+) 1;;
val successor : int -> int = <fun>
# successor 5;;
val it : int = 6
# successor 100;;
val it : int = 101
```

Because currying is such a common operation, both OCaml and HOL adopt the same conventions to reduce the number of parentheses needed when dealing with curried functions. Function application associates to the left, so $f\ a\ b$ means $(f\ a)\ b$ not $f\ (a\ (b))$. Many beginners find this takes some getting used to:

```
# (+) 1 2;;
val it : int = 3
# `(+ 1) 2`;;
val it : term = `1 + 2`
```

Also, iterated function types are *right*-associative, so the type of a binary curried function $\alpha \rightarrow \beta \rightarrow \gamma$ means $\alpha \rightarrow (\beta \rightarrow \gamma)$.

5.2 Pairing

We can now start to see how more complex terms are represented internally, just using constants, variables and applications. For example, the way this term is entered shows more explicitly how it is built by applications from the constants for implication, equality and addition and the variables x , y , z and P . HOL prints it in a way closer to the usual mathematical notation that the user would normally prefer:

```
# `(==>) ((=) ((+) x y) z) (P z)`;;
val it : term = `x + y = z ==> P z`
```

Although currying is used for most infix operators in HOL and OCaml, they do each have a type of ordered pairs. The type $\alpha\#\beta$ in HOL, or $\alpha*\beta$ in OCaml, represents the type of pairs whose first element has type α and whose second has type β . In other words, if we think of the types as sets, the pair type is the Cartesian product of the constituent sets. In both OCaml and HOL, an ordered pair is constructed by applying a binary infix operator ‘,’:

```
# `1,2`;;
val it : term = `1,2`
# type_of it;;
val it : hol_type = ``:num#num`
# 1,2;;
val it : int * int = (1, 2)
```

As with function applications, the customary surrounding parentheses are not necessary, but many users prefer to include them anyway for conformance with usual mathematical notation — note that OCaml, unlike HOL, even prints them. Although ordered pairs without the surrounding parentheses may seem unfamiliar, there is a conceptual economy in regarding the comma as just another binary infix operator, not a ‘magical’ piece of syntax.¹⁰ Of course, in HOL at least, the pairing operation *must* be curried, since it cannot itself be defined in terms of pairing. In fact all HOL’s predefined binary infix operators, and most of OCaml’s, are curried. Partly this is because currying is more logically fundamental, and partly because the ability to partially apply functions can be quite useful. But some of the HOL syntax operations in OCaml are defined using pairs. For example `mk_comb`, which builds an application out of function and argument, takes a pair of arguments. Note that it will refuse to put together terms whose types are incompatible — just like theorems, terms themselves are an abstract type from which ill-typed ‘terms’ are excluded:

```
# mk_comb(`(+) x`, `y:num`);;
val it : term = `x + y`
# mk_comb(`(+) 1`, `T`);;
Exception: Failure "mk_comb: types do not agree".
```

Similarly, the inference rule `CONJ_PAIR` breaks a conjunctive theorem into a *pair* of theorems:

```
# CONJ_PAIR(ASSUME `p /\ q`);;
val it : thm * thm = (p /\ q |- p, p /\ q |- q)
```

while `MK_COMB` takes a *pair* of theorems $\Gamma \vdash f = g$ and $\Delta \vdash x = y$ and returns $\Gamma \cup \Delta \vdash f(x) = g(y)$:

```
# (ASSUME `(+) 2 = (+) (1 + 1)`, ARITH_RULE `3 + 3 = 6`);;
val it : thm * thm =
  ((+) 2 = (+) (1 + 1) |- (+) 2 = (+) (1 + 1), |- 3 + 3 = 6)
# MK_COMB it;;
val it : thm = (+) 2 = (+) (1 + 1) |- 2 + 3 + 3 = (1 + 1) + 6
```

¹⁰In OCaml it is still slightly magical; for example there are explicit types of triples, quadruples and so on, whereas in HOL ‘1, 2, 3’ is just an iterated ordered pair (1, (2, 3)).

In OCaml there are functions `fst` ('first') and `snd` ('second') to select the two components of an ordered pair. Similarly HOL has the same thing but in uppercase (for no particular reason): `FST` and `SND`.

```
# fst(1,2);;
val it : int = 1
# snd(1,2);;
val it : int = 2
```

5.3 Equational reasoning

Equations are particularly fundamental in HOL, even more so than in mathematics generally. Almost all HOL's small set of primitive inference rules, like `MK_COMB` above, involve just equations, and all other logical concepts are defined in terms of equations. In fact, ' \Leftrightarrow ' is nothing but equality between objects of Boolean type; HOL just parses and prints it differently because it seems clearer conceptually, and allows the logical symbol to have a lower precedence so that, for example, $p \wedge x = 1 \Leftrightarrow q$ can be parsed as $(p \wedge (x = 1)) \Leftrightarrow q$ without bracketing or surprises like the last line here:

```
# `p /\ x = 1 <=> q`;;
val it : term = `p /\ x = 1 <=> q`
# `(p /\ x = 1) = q`;;
val it : term = `p /\ x = 1 <=> q`
# `p /\ x = 1 = q`;;
val it : term = `p /\ (x <=> 1 = q)`
```

It will probably be some time before the reader can appreciate the other definitions of logical connectives in terms of equality, but to give one rough example of how this can be done, observe that we can define the conjunction $p \wedge q$ as $(p, q) = (\top, \top)$ — in other words, $p \wedge q$ is true iff the pair (p, q) is equal to the pair (\top, \top) , that is, if p and q are both (equal to) true.

Even though, as we now know, equations are just terms of the form $((=)st)$, they are sufficiently important that special derived syntax operations are defined for constructing and breaking apart equations. I hope from their names and the examples below the reader will get the idea for the four operations `mk_eq`, `dest_eq`, `lhs` (left-hand-side) and `rhs` (right-hand-side):

```
# mk_eq(`1`,`2`);;
val it : term = `1 = 2`
# dest_eq it;;
val it : term * term = (`1`,`2`)
# lhs `1 = 2`;;
val it : term = `1`
# rhs `1 = 2`;;
val it : term = `2`
```

Three fundamental properties of the equality relation are that it is *reflexive* ($t = t$ always holds), *symmetric* (if $s = t$ then $t = s$) and *transitive* (if $s = t$ and $t = u$ then $s = u$). Each of these properties has a corresponding HOL inference rule. We have already seen the one for reflexivity (`REFL`); here also are the ones for symmetry (`SYM`) and transitivity (`TRANS`) in action:

```
# REFL `1`;
val it : thm = |- 1 = 1
# SYM (ARITH_RULE `1 + 1 = 2`);
val it : thm = |- 2 = 1 + 1
# SYM (ARITH_RULE `2 + 2 = 4`);
val it : thm = |- 4 = 2 + 2
# TRANS (ARITH_RULE `1 + 3 = 4`) it;;
val it : thm = |- 1 + 3 = 2 + 2
```

We have just seen the *congruence* rule MK_COMB. Another similar simple rule is EQ_MP, which takes a theorem $\Gamma \vdash p \Leftrightarrow q$ (in other words $\Gamma \vdash p = q$ for Boolean p and q) and another theorem $\Delta \vdash p$ and returns $\Gamma \cup \Delta \vdash q$. It might now be instructive to see how SYM, which is not primitive, is defined. First we need to explain a couple of features of OCaml that we haven't mentioned yet. OCaml definitions can be *local* to a particular expression, so expressions and definitions can be intertwined arbitrarily deeply. This can be understood in terms of the following abstract syntax:

```
<binding> ::= <pattern> = <expression>
<bindings> ::= <binding>
| <binding> and <bindings>
<definition> ::= let <bindings>
<expression> ::= <basic expression>
| <definition> in <expression>
```

For example, we may define x and y at the top level, in which case they are usable afterwards:

```
# let x = 1 and y = 2;;
val x : int = 1
val y : int = 2
# x + y;;
val it : int = 3
```

or restrict definitions of u and v to be local to the expression $u + v$, in which case they are invisible afterwards (or whatever value they had previously is retained):

```
# let u = 1 and v = 2 in u + v;;
val it : int = 3
# u;;
Unbound value u
# let x = 10 and y = 20 in x + y;;
val it : int = 30
# x;;
val it : int = 1
```

Another useful feature is that the left-hand side of a binding need not simply be a variable, but can be a more general *pattern*. For example, after

```
# let pair = (1,2);;
val pair : int * int = (1, 2)
```

we don't need to use `fst` and `snd` to get at the components:

```
# let x = fst pair and y = snd pair;;
val x : int = 1
val y : int = 2
```

but can write directly:

```
# let x,y = pair;;
val x : int = 1
val y : int = 2
# let x = fst pair and y = snd pair;;
val x : int = 1
val y : int = 2
```

Now let us consider the definition of the derived inference rule `SYM`:

```
let SYM th =
  let tm = concl th in
  let l,r = dest_eq tm in
  let lth = REFL l in
  EQ_MP (MK_COMB(AP_TERM (rator (rator tm)) th,lth)) lth;;
```

To understand this and similar definitions of derived rules, it's worth tracing through a simple 'generic' instance step-by-step. So let's create a theorem with conclusion $l = r$ and give it the name `th`, to match the argument:

```
# let th = ASSUME 'l:num = r';;
val th : thm = l = r |- l = r
```

Now we can trace through the workings of the inference rule step-by-step and see how we manage to get the final theorem with conclusion $r = l$. As well as mimicking the local definitions, we break up the large expression in the last line using `it` to hold intermediate values:

```
# let tm = concl th;;
val tm : term = 'l = r'
# let l,r = dest_eq tm;;
val l : term = 'l'
val r : term = 'r'
# let lth = REFL l;;
val lth : thm = |- l = l
# rator (rator tm);;
val it : term = '(=)'
# AP_TERM it th;;
val it : thm = l = r |- (=) l = (=) r
# MK_COMB(it,lth);;
val it : thm = l = r |- l = l <=> r = l
# EQ_MP it lth;;
val it : thm = l = r |- r = l
```

That was a bit obscure, but now that it's wrapped up as a general rule `SYM`, applicable to any equation, we no longer need to worry about its internal workings.

5.4 Definitions

HOL allows you to define new constants. If you want to define a new constant c as a shorthand for a term t , simply apply the function `new_definition` to an equation $v = t$ where v is a variable with the desired name. The function defines a constant c and returns the corresponding theorem $\vdash c = t$ with c now a constant.

```
# let wordlimit = new_definition 'wordlimit = 2 EXP 32';;
val wordlimit : thm = |- wordlimit = 2 EXP 32
```

The function `new_definition` enforces some restrictions to ensure the logical consistency of definitions. For example, you cannot define an existing constant again as something different:

```
# let wordlimit' = new_definition `wordlimit = 2 EXP 64`;;
Exception: Failure "dest_var: not a variable".
```

since that would lead to logical inconsistency: from the two theorems $\vdash c = 2^{32}$ and $\vdash c = 2^{64}$ you could deduce $\vdash 2^{32} = 2^{64}$ and so $\vdash \perp$. Just as with OCaml, you can define functions that take arguments:¹¹

```
# let wordlim = new_definition `wordlim n = 2 EXP n`;;
val wordlim : thm = |- !n. wordlim n = 2 EXP n
```

and even use similar pattern-matching for the function arguments:

```
# let addpair = new_definition `addpair(x,y) = x + y`;;
val addpair : thm = |- !x y. addpair (x,y) = x + y
```

Much more general forms of definition using recursion and sophisticated pattern-matching are possible, and will be considered later.

6 Abstractions and quantifiers

We said in the last section that HOL has four types of terms. We've seen plenty about variables, constants and applications, but what about abstractions? So far, variables have been used to denote arbitrary values, along the lines of their origin in elementary algebra. In such cases, variables are said to be *free*, because we can replace them with anything we like. The inference rule `INST` formalizes this notion: if we can prove a theorem containing variables, we can prove any instance of it. For example:

```
# let th = ARITH_RULE `x + y = y + x`;;
val th : thm = |- x + y = y + x
# INST ['1', 'x:num'; 'z:num', 'y:num'] th;;
val it : thm = |- 1 + z = z + 1
```

However, variables in mathematics are often used in a different way. In the sum $\sum_{n=1}^{\infty} 1/n^2$, n is not a free variable; similarly for x in the integral $\int_0^1 e^{-x^2} dx$ and k in the set comprehension $\{k^2 \mid k \in \mathbb{N}\}$. Rather, in such cases the variable is used internally to indicate a correspondence between different parts of the expression. Such a variable is said to be *bound*. If we consider a subexpression in isolation, such as $1/n^2$, then a variable may be free in the usual sense, but when it is wrapped inside a binding construct such as $\sum_{n=1}^{\infty}$ it is, so to speak, 'captured', and has no independent meaning outside. A bound variable is somewhat analogous to a pronoun in ordinary language, which is used locally to refer back to some noun established earlier but has no meaning outside. For example in the sentence 'He closed the book and put it in his bag', the meaning of 'it' is only local to this sentence and established by the earlier use of the

¹¹The exclamation mark you see in the returned theorem will be explained in the next section.

noun ‘the book’. In the next sentence the word ‘it’ may refer to something different: ‘He closed the book and put it in his bag. The weather was fine and he wanted to go outdoors and enjoy it.’

There are many variable-binding constructs in mathematics. HOL does not have a profusion of variable-binding notions as primitive, but expresses them all in terms of just one, *abstraction*, which is a converse operation to function application. Given a variable x and a term t , which may or may not contain x , one can construct the so-called *lambda-abstraction* $\lambda x.t$, which means ‘the function of x that yields t ’. In HOL’s ASCII concrete syntax the backslash is used, e.g. $\backslash x. t$. For example, $\lambda x. x + 1$ is the function that adds one to its argument, and we can write it as a HOL term thus:

```
# \x. x + 1;;
val it : term = '\x. x + 1'
# type_of it;;
val it : hol_type = ':num->num'
```

The ‘lambda’ symbol is a standard piece of logical jargon that one just has to get used to. In OCaml, the analogous construct is written using the `fun` keyword rather than ‘ λ ’, and with `->` instead of the dot:

```
# fun x -> x + 1;;
val it : int -> int = <fun>
# it 82;;
val it : int = 83
```

The precise sense in which abstraction and application are inverse operations in HOL is that there is a primitive inference rule BETA which tells us that $\vdash (\lambda x.t) x = t$. For example:

```
# let th = BETA `(\x. x + 1) x`;;
val th : thm = |- (\x. x + 1) x = x + 1
```

Any instances of a variable x inside a lambda-term ‘ $\lambda x. \dots$ ’ are considered bound, and are left alone by instantiation, which only replaces *free* variables. For example:

```
# subst ['1', 'x:num'] `(\x. x + 1)`;;
val it : term = '\x. x + 1'
# INST ['1', 'x:num'] (REFL `(\x. x + 1)`);;
val it : thm = |- (\x. x + 1) = (\x. x + 1)
```

More interestingly, note what happens when we apply instantiation to the theorem `th` above:

```
# INST ['y:num', 'x:num'] th;;
val it : thm = |- (\x. x + 1) y = y + 1
```

Note that the bound instances of x were left alone but the two free ones have been instantiated to y . Thus in two steps we can get a more general notion of applying an abstraction to an arbitrary argument and getting an appropriately substituted instance of the abstraction’s body.

In both OCaml and HOL, definitions with arguments can just be considered as shorthand for basic definitions of lambda-expressions. For example in OCaml these are completely equivalent:

```
# let successor x = x + 1;;
val successor : int -> int = <fun>
# let successor = fun x -> x + 1;;
val successor : int -> int = <fun>
```

6.1 Quantifiers

Suppose P is a term of type $\alpha \rightarrow \text{bool}$ for some α ; we will often refer to a term with such a type as a *predicate*. Note that we can equally well think of a predicate as a set, or more precisely a subset of the type α . In fact, HOL does not define any separate notion of *set* but defines an infix set membership symbol `IN` (corresponding to the usual ‘ \in ’) simply by `x IN s <=> s x`. It is thus normal and often convenient to slip between thinking of functions into `bool` as predicates or as sets, even within the same term.

It is often useful to be able to say of a predicate that it is true (= yields the value `⊤`) *for all* values of its argument, or that *there exists* an argument for which it is true, or even that *there exists a unique* argument for which it is true.¹² In traditional ‘first-order logic’ — see Enderton (1972) or Mendelson (1987) for good introductions — predicates are considered separately from other functions, and special ‘quantifiers’ to say things like ‘for all’ are a primitive notion of the language. We don’t need any such special measures but can define all kinds of quantification using more primitive notions.

For example, to say that P holds for all arguments is just to say that it is (equal to) the constant function with value ‘true’, that is, $P = \lambda x. \top$.¹³ So we can define the *universal quantifier*, normally written \forall and pronounced ‘for all’, such that for any P , $(\forall)P \Leftrightarrow (P = \lambda x. \top)$, simply by:

$$P = \lambda P. P = \lambda x. \top$$

This is indeed precisely how it is defined in HOL, with the ASCII exclamation mark symbol used in place of \forall , and the following theorem giving the defining equation:

```
# FORALL_DEF;;
val it : thm = |- (!) = (\P. P = (\x. T))
```

In practice, the predicate to which one wishes to apply the quantifier is usually a lambda-expression. For example, to say that ‘for all n , $n < n + 1$ ’, we would use $\forall(\lambda n. n < n + 1)$. Since this is such a common construction, it’s convenient to write it simply as $\forall n. n < n + 1$, which is close to the traditional notation in first-order logic. HOL will parse and print this form, but note that the underlying term consists of a constant applied to an abstraction:

```
# `!n. n < n + 1`;;
val it : term = `!n. n < n + 1`
# dest_comb it;;
val it : term * term = (`!`, `!n. n < n + 1`)
```

¹²Of course we might also want to say that there are exactly two arguments for which it is true, that there are infinitely many, or that the set of arguments for which it holds have measure zero. We can indeed say all these things, but the three we noted in the main text are so fundamental that they deserve special treatment.

¹³This claim perhaps presupposes that equality on functions is extensional, but this *is* the case in HOL.

Constants such as ‘!’ that are parsed and printed in this abbreviated form when applied to abstractions are called *binders*, because they appear to bind variables. (But strictly speaking they don’t: it’s the underlying abstraction that does that.) For the moment the three important ones are the three quantifiers:

\forall	!	For all
\exists	?	There exists
$\exists!$?!	There exists a unique

Another convenient syntactic abbreviation that applies to lambda-abstractions and all other binder constructs is that iterated applications can be condensed. For example, instead of writing $\lambda x. \lambda y. x + y$, we can just write $\lambda x y. x + y$, and similarly for multiple quantifiers of the same kind. But as usual, this is just a piece of convenient surface syntax and the underlying term *does* have the core construct iterated:

```
# !m n. m + n = m + m';;
val it : term = '!m n. m + n = m + m'
# dest_comb it;;
val it : term * term = ('(!)', '\m. !n. m + n = m + m')
```

All the quantifiers have introduction and elimination rules derived from their definitions. For the universal quantifier, the two main rules are GEN (generalize) which universally quantifies one of the free variables, and the converse operation SPEC (specialize) which instantiates a universally quantified variable. For example, here we generalize a variable and then specialize it again; this is somewhat pointless here since the same effect could be had directly using INST:

```
# let th = ARITH_RULE 'x + 1 = 1 + x';;
val th : thm = |- x + 1 = 1 + x
# GEN 'x:num' th;;
val it : thm = |- !x. x + 1 = 1 + x
# SPEC 'y + z' it;;
val it : thm = |- (y + z) + 1 = 1 + y + z
```

Note that GEN is not applicable if the variable you’re trying to generalize over occurs (free) in the hypotheses. This is necessary to ensure logical consistency, and arises naturally from GEN’s implementation as a derived rule:

```
# ASSUME 'x + 1 = 1 + x';;
val it : thm = x + 1 = 1 + x |- x + 1 = 1 + x
# GEN 'x:num' it;;
Exception: Failure "GEN".
```

There are also ‘list’ versions SPECL and GENL which allow one to specialize and generalize multiple variables together, but they can just be considered a shorthand for iterated application of the more basic functions in the appropriate order:

```
# SPEC '1' (SPEC '2' ADD_SYM);;
val it : thm = |- 2 + 1 = 1 + 2
# SPECL ['1'; '2'] ADD_SYM;;
val it : thm = |- 1 + 2 = 2 + 1
```

6.2 First-order reasoning

Using quantifiers in a nested fashion, we can express much more interesting dependencies among variables. The order of nesting is often critical. For example, if we think of $loves(x, y)$ as ‘ x loves y ’:

- $\forall x. \exists y. loves(x, y)$ means that everyone has someone they love
- $\forall y. \exists x. loves(x, y)$ means that everyone has someone who loves them
- $\exists y. \forall x. loves(x, y)$ means that some (fixed) person is loved by everyone.

For a more mathematical example, consider the $\epsilon - \delta$ definitions of continuity and uniform continuity of a function $f : \mathbb{R} \rightarrow \mathbb{R}$. Continuity asserts that given $\epsilon > 0$, for each x there is a $\delta > 0$ such that whenever $|x' - x| < \delta$, we also have $|f(x') - f(x)| < \epsilon$:

$$\forall \epsilon. \epsilon > 0 \Rightarrow \forall x. \exists \delta. \delta > 0 \wedge \forall x'. |x' - x| < \delta \Rightarrow |f(x') - f(x)| < \epsilon$$

Uniform continuity, on the other hand asserts that given $\epsilon > 0$ there is a $\delta > 0$ independent of x such that for any x and x' , whenever $|x' - x| < \delta$, we also have $|f(x') - f(x)| < \epsilon$. Note how the changed order of quantification radically changes the asserted property.

$$\forall \epsilon. \epsilon > 0 \Rightarrow \exists \delta. \delta > 0 \wedge \forall x. \forall x'. |x' - x| < \delta \Rightarrow |f(x') - f(x)| < \epsilon$$

The tautology-prover TAUT cannot handle non-trivial quantifier reasoning, but there is a more powerful automated tool called MESON that can be quite convenient. Note that deciding validity in quantification theory is an undecidable problem, but MESON uses an automated proof search method called ‘model elimination’ (Loveland 1968; Stickel 1988) that often succeeds on valid formulas. (It usually fails by looping indefinitely or hitting a depth limit rather than showing that the formula is *not* valid.) For example, we can prove classic ‘syllogisms’:

```
# MESON[] `(!x. man(x) ==> mortal(x)) /\ man(Socrates) ==> mortal(Socrates)`;;
Warning: inventing type variables
0 inferences so far. Searching with maximum size 0.
0 inferences so far. Searching with maximum size 1.
1 inferences so far. Searching with maximum size 2.
Goal solved with 4 inferences.
CPU time (user): 0.
val it : thm =
|- (!x. man x ==> mortal x) /\ man Socrates ==> mortal Socrates
```

MESON is quite a handy tool in automating intricate but essentially straightforward reasoning with quantifiers, such as in the following puzzle due to Peter Andrews:

```
# MESON[]
`((?x. !y. P(x) <=> P(y)) <=> ((?x. Q(x)) <=> (!y. Q(y)))) <=>
((?x. !y. Q(x) <=> Q(y)) <=> ((?x. P(x)) <=> (!y. P(y))))`;;
```

Sometimes, indeed, MESON can automatically prove things that people don't find so obvious, such as the following example due to Łoś (Rudnicki 1987). This asserts that for two binary relations P and Q on a set (type) A , both transitive and at least one symmetric, if their union covers the whole set $A \times A$ then one or other of the relations is already all of $A \times A$. The machine proves this a *lot* faster than I could:

```
# MESON[]
`(!x y z. P x y /\ P y z ==> P x z) /\
(!x y z. Q x y /\ Q y z ==> Q x z) /\
(!x y. P x y ==> P y x) /\
(!x y. P x y \/ Q x y)
==> (!x y. P x y) \/ (!x y. Q x y)';;
```

But MESON is only capable of proving *purely logical* facts, that is, those that hold whatever the interpretation of the constants involved may be. For example, if we try to use it to prove that ' \leq ' is reflexive or that $2 + 2 = 4$ we will fail:

```
# MESON[] `!x. x <= x';;
0 inferences so far. Searching with maximum size 0.
0 inferences so far. Searching with maximum size 1.
1 inferences so far. Searching with maximum size 2.
...
Failed after (user) CPU time of 0.: Exception: Failure "solve_goal: Too deep".
```

The reason is that the fact relies on special properties of the inequality relation that do not hold of a general binary relation. On the other hand, the following much less obvious problem — attributed by Dijkstra (1989) to Hoare — is solved instantly.

```
# let ewd1062 = MESON[]
`(!x. x <= x) /\
(!x y z. x <= y /\ y <= z ==> x <= z) /\
(!x y. f(x) <= y <=> x <= g(y))
==> (!x y. x <= y ==> f(x) <= f(y)) /\
(!x y. x <= y ==> g(x) <= g(y))';;
```

The point is that even though this also uses the normal inequality relation, this is inessential, and it's equally valid if we replace it with an arbitrary binary relation:

```
# let ewd1062 = MESON[]
`(!x. R x x) /\
(!x y z. R x y /\ R y z ==> R x z) /\
(!x y. R (f x) y <=> R x (g y))
==> (!x y. R x y ==> R (f x) (f y)) /\
(!x y. R x y ==> R (g x) (g y))';;
```

The main constants that MESON treats specially are the logical connectives and the equality relation — the latter is anyway needed in order to handle 'unique existence' quantifiers as in the following problem¹⁴

```
# MESON[] `(!x. g(f x) = x) <=> (!y. f(g y) = y)';;
```

¹⁴From Wishnu Prasetya; see <http://lal.cs.byu.edu/lal/holdoc/info-hol/15xx/1515.html>

This doesn't mean that you can't use MESON to reason about other constants, but just that you need to supply it with the necessary properties of those constants to use. These properties might simply be the definitions, or more likely some higher-level results about it. For example, if we tell MESON that addition is associative and commutative, it can deduce other theorems in consequence:

```
# MESON [ADD_ASSOC; ADD_SYM] 'm + (n + p) = n + (m + p)';;
```

7 Conversions and rewriting

One often wants to show that one term is equal to another using a systematic process of transformation, perhaps passing through several intermediate stages. If at the end of the day we want a proper HOL *theorem* proving that the initial and final terms are equal, it can take a bit of care to organize the process of transformation while maintaining an equational theorem. To make this easier, HOL provides a systematic framework for *conversions* (Paulson 1983).

A *conversion* is simply an inference rule of type `term -> thm` that when given a term t , always returns (assuming it doesn't fail) an equational theorem of the form $\vdash t = t'$, that is, it proves that the term it was given is equal to some other term, possibly the same as the original. For example, we can think of the primitive inference rule `REFL` as the 'trivial' or 'identity' conversion because given a term t it always, without fail, returns the reflexive theorem $\vdash t = t$. A slightly more interesting one is `BETA_CONV`, which reduces a beta-redex $(\lambda x. s[x]) t$ and gives the theorem $\vdash (\lambda x. s[x]) t = s[t]$. (It is implemented by stringing together `BETA` and `INST` much as we did manually above.)

```
# BETA_CONV '(λx. x + 2) 1';;
val it : thm = |- (λx. x + 2) 1 = 1 + 2
```

There is a whole family of conversions for performing 'evaluation' of expressions involving arithmetic operations on numerals, one for each arithmetic operator, e.g.

```
# NUM_ADD_CONV '2 + 2';;
val it : thm = |- 2 + 2 = 4
# NUM_MULT_CONV '9 * 6';;
val it : thm = |- 9 * 6 = 54
# NUM_EXP_CONV '2 EXP 8';;
val it : thm = |- 2 EXP 8 = 256
```

7.1 Conversionals

The advantage of the uniform approach of conversions is that there are generic functions, often called 'conversionals', for putting together basic conversions into more complex ones. For example, `THENC`, used infix, takes two conversions and returns the new conversion that results from applying the first conversion and then applying the second to the result. Given that we need to maintain an equational theorem, this is more complicated than simply composition of functions, but the implementation is not so difficult, essentially:

```
# let (THENC) =
  fun conv1 conv2 t ->
    let th1 = conv1 t in
    let th2 = conv2 (rand(concl th1)) in
    TRANS th1 th2;;
```

For example, we can construct a conversion that will *first* do beta-conversion and *then* perform addition on the result:

```
# let BETA_ADD_CONV = BETA_CONV THENC NUM_ADD_CONV;;
val ( BETA_ADD_CONV ) : term -> thm = <fun>
# BETA_ADD_CONV `(\x. x + 2) 1`;;
val it : thm = |- (\x. x + 2) 1 = 3
```

Another useful building-block is the infix conversional ORELSEC which tries the first conversional, but if it fails (generates an exception), tries the second instead. For example, we can construct a conversion that will evaluate either addition, multiplication or exponentiation as follows:

```
# let NUM_AME_CONV = NUM_ADD_CONV ORELSEC NUM_MULT_CONV ORELSEC NUM_EXP_CONV;;
```

In cases where they can't do anything, many conversions will naturally generate an exception. Others will just return a reflexive theorem. It's easy to swap one behavior for another by using TRY_CONV, which will try a conversion but happily return a reflexive theorem if it fails:

```
# TRY_CONV NUM_ADD_CONV `1 + 2`;;
val it : thm = |- 1 + 2 = 3
# TRY_CONV NUM_ADD_CONV `7 - 3`;;
val it : thm = |- 7 - 3 = 7 - 3
```

and CHANGED_CONV, which will generate a failure if its argument conversion returned a reflexive theorem. One can also apply a conversion repeatedly until it fails by REPEATC, e.g:

```
# BETA_CONV `(\x. (\y. x + y) 2) 1`;;
val it : thm = |- (\x. (\y. x + y) 2) 1 = (\y. 1 + y) 2
# REPEATC BETA_CONV `(\x. (\y. x + y) 2) 1`;;
val it : thm = |- (\x. (\y. x + y) 2) 1 = 1 + 2
```

7.2 Depth conversions

Other useful conversionals allow one to apply conversions to subterms of a given term. The basic ones are RAND_CONV, which applies a conversion to the rand of a combination:

```
# RAND_CONV NUM_ADD_CONV `1 + 2 + 3`;;
val it : thm = |- 1 + 2 + 3 = 1 + 5
```

RATOR_CONV, which applies it to the rator:

```
# RATOR_CONV BETA_CONV `(\x y. x + y) 1 2`;;
val it : thm = |- (\x y. x + y) 1 2 = (\y. 1 + y) 2
```

and ABS_CONV, which applies it to the body of an abstraction:

```
# ABS_CONV BETA_CONV `(\x. (\y. x + y) 2)`;;
val it : thm = |- (\x. (\y. x + y) 2) = (\x. x + 2)
```

From those basic ones, some others are defined, including LAND_CONV (apply to the left-hand argument of a binary operator), BINDER_CONV (apply to the body of a binder such as a quantifiers) and BINOP_CONV (apply to both arguments of a binary operator).

The next class of conversionals apply a conversion in a more ‘automatic’ way to applicable subterms. For example ONCE_DEPTH_CONV applies a conversion to the first applicable term(s) encountered in a top-down traversal of the term. No deeper terms are examined, but several terms will be converted if the first applicable terms encountered are disjoint:

```
# ONCE_DEPTH_CONV NUM_AME_CONV `1 + (2 + 3)`;;
val it : thm = |- 1 + 2 + 3 = 1 + 5
# ONCE_DEPTH_CONV NUM_AME_CONV `(1 + 1) * (1 + 1)`;;
val it : thm = |- (1 + 1) * (1 + 1) = 2 * 2
```

Conversions like NUM_AME_CONV are most naturally used recursively in a bottom-up fashion to evaluate a composite expression. This can be done with DEPTH_CONV:

```
# DEPTH_CONV NUM_AME_CONV `(2 EXP 8 + 1) * (3 * 2 EXP 5 + 1)`;;
val it : thm = |- (2 EXP 8 + 1) * (3 * 2 EXP 5 + 1) = 24929
```

In fact, HOL has a predefined function NUM_REDUCE_CONV which uses essentially the same implementation, except that all the other arithmetic operations like subtraction are also handled:

```
# NUM_REDUCE_CONV `2 EXP (32 + (22 DIV 7)) - 7 * (121 - 4 EXP (1 + 1))`;;
val it : thm =
|- 2 EXP (32 + 22 DIV 7) - 7 * (121 - 4 EXP (1 + 1)) = 34359737633
```

However, DEPTH_CONV isn’t always what’s needed; sometimes the act of applying a conversion at one level can create new applicable terms lower down; in this case DEPTH_CONV will not reexamine them. Two other conversionals, TOP_DEPTH_CONV and REDEPTH_CONV, will keep applying conversions as long as possible all over the term.

```
# DEPTH_CONV BETA_CONV `(\f x. f x) (\y. y + 1)`;;
val it : thm = |- (\f x. f x) (\y. y + 1) = (\x. (\y. y + 1) x)
# REDEPTH_CONV BETA_CONV `(\f x. f x) (\y. y + 1)`;;
val it : thm = |- (\f x. f x) (\y. y + 1) = (\x. x + 1)
# TOP_DEPTH_CONV BETA_CONV `(\f x. f x) (\y. y + 1)`;;
val it : thm = |- (\f x. f x) (\y. y + 1) = (\x. x + 1)
```

The difference between these two depth conversions is that the main sweeps are respectively top-down and bottom-up, which can lead to one or the other being preferable, mainly for efficiency reasons, in some situations.

7.3 Matching

The reader may recall the ‘modus ponens’ inference rule MP, which allows one to pass from $\vdash p \Rightarrow q$ and $\vdash p$ to $\vdash q$. However, the theorems must match contain exactly the same p .¹⁵

```
# LT_IMP_LE;;
val it : thm = |- !m n. m < n ==> m <= n
# MP LT_IMP_LE (ARITH_RULE '1 < 2');;
Exception: Failure "dest_binary".
# MP (SPECL ['1'; '2'] LT_IMP_LE) (ARITH_RULE '1 < 2');;
val it : thm = |- 1 <= 2
```

In cases like this, it’s more convenient to delegate to HOL the task of choosing the correct instantiation for free and universally quantified variables (using SPECL, INST etc.) to make one theorem match another. The more powerful rule MATCH_MP does just that: the second argument theorem is considered fixed, and the first theorem is instantiated to match it:

```
# MATCH_MP LT_IMP_LE (ARITH_RULE '1 < 2');;
val it : thm = |- 1 <= 2
```

There is also a matching rule REWR_CONV (‘rewriting conversion’), which takes an equational theorem $s = t$ and produces a conversion that when applied to a term s' which s can be matched to, returns the corresponding theorem $\vdash s' = t'$, and fails otherwise:

```
# REWR_CONV ADD_SYM '7 + 8';;
val it : thm = |- 7 + 8 = 8 + 7
```

Because ‘if and only if’ in HOL is simply equality too, this can also be used for theorems of the form $\vdash p \Leftrightarrow q$. This means that a lot of logical transformations can also be implemented by rewriting. For example:

```
# LE_LT;;
val it : thm = |- !m n. m <= n <=> m < n \\/ m = n
# REWR_CONV LE_LT '1 <= x';;
val it : thm = |- 1 <= x <=> 1 < x \\/ 1 = x
```

Matching is slightly more general than simply instantiating variables; it can also shuffle terms around a little using beta-conversion to make more things match. (This is commonly called ‘higher-order matching’.) For example consider using the following theorem, a kind of infinitary de Morgan’s law, saying that it is not the case that all x satisfy P if and only if there exists some x that does not satisfy P :

```
# NOT_FORALL_THM;;
val it : thm = |- !P. ~(!x. P x) <=> (?x. ~P x)
# let NOT_FORALL_CONV = REWR_CONV NOT_FORALL_THM;;
val ( NOT_FORALL_CONV ) : term -> thm = <fun>
```

Having defined that conversion, we can apply it to a variety of matchable terms:

¹⁵Well, that’s almost true. Strictly speaking they can have different bound variable names.

```
# NOT_FORALL_CONV `~(!n. EVEN n)`;;
val it : thm = |- ~(!n. EVEN n) <=> (?n. ~EVEN n)
# NOT_FORALL_CONV `~(!s:num->bool. FINITE s)`;;
val it : thm = |- ~(!s. FINITE s) <=> (?s. ~FINITE s)
```

That all works as expected. Perhaps slightly more surprising is the following:

```
# NOT_FORALL_CONV `~(!n. n * n = n + n)`;;
val it : thm = |- ~(!n. n * n = n + n) <=> (?n. ~(n * n = n + n))
```

Using naive matching, this just doesn't work: we need to match $P \ x$ against $n * n = n + n$, which if you think of the underlying term structure means setting P to $(=)$ $(n * n)$ and x to $n + n$. But the second assignment is impossible since x is a bound variable, and the first actually doesn't work either.¹⁶ What HOL actually does is a kind of reverse beta-reduction to make the terms matchable, followed by a targeted beta-conversion afterwards to get back to the initial form, rather as we might do manually like this:

```
# NOT_FORALL_CONV `~(!n. (\k. k * k = k + k) n)`;;
val it : thm =
  |- ~(!n. (\k. k * k = k + k) n) <=> (?n. ~(\k. k * k = k + k) n)
# CONV_RULE(ONCE_DEPTH_CONV BETA_CONV) it;;
val it : thm = |- ~(!n. n * n = n + n) <=> (?n. ~(n * n = n + n))
```

7.4 Rewriting

Using `REWR_CONV` in association with depth conversions one can rewrite a term as much as possible with a set of equational theorems. For example, if we rewrite a term repeatedly using associativity of addition we can get a fully left-associated form:

```
# TOP_DEPTH_CONV(REWR_CONV ADD_ASSOC)
` (a + b) + ((c + d) + e) + f + g + h `;;
val it : thm =
  |- (a + b) + ((c + d) + e) + f + g + h =
    (((((a + b) + c) + d) + e) + f) + g + h
```

Actually, if we want the result to look nicest, it's better to rewrite the other way since addition is right-associative and we'll then get minimal bracketing. We can't quite use `SYM` on the theorem `ADD_ASSOC` because it's universally quantified, but a slight generalization `GSYM` (generalized symmetry) will descend under universal quantifiers:

```
# ADD_ASSOC;;
val it : thm = |- !m n p. m + n + p = (m + n) + p
# GSYM it;;
val it : thm = |- !m n p. (m + n) + p = m + n + p
# TOP_DEPTH_CONV(REWR_CONV it)
` (a + b) + (((c + d) + e) + (f + g + h)) `;;
val it : thm =
  |- (a + b) + ((c + d) + e) + f + g + h = a + b + c + d + e + f + g + h
```

Because rewriting is such a common operation, HOL provides several higher-level rewriting conversions to make rewriting with a whole suite of theorems straightforward. The most general is:

¹⁶Because instantiation would just cause the bound variable to be renamed.

```
GEN_REWRITE_CONV convl [th1; ...; thn]
```

Except for some optimizations in the successive matching, this is basically the same as:

```
TOP_DEPTH_CONV(REWR_CONV th1 ORELSEC ... ORELSEC thn)
```

There is one significant generalization, however: the list of theorems can include conjunctions of equations which will be broken down into individual rewrites, which are not handled by REWR_CONV:

```
# ADD_CLAUSES;;
val it : thm =
  |- (!n. 0 + n = n) /\
    (!m. m + 0 = m) /\
    (!m n. SUC m + n = SUC (m + n)) /\
    (!m n. m + SUC n = SUC (m + n))
# REWR_CONV ADD_CLAUSES;;
Exception: Failure "dest_eq".
# GEN_REWRITE_CONV REDEPTH_CONV [ADD_CLAUSES];;
val it : conv = <fun>
# it `SUC(0 + SUC(SUC 0 + 0))';;
val it : thm = |- SUC (0 + SUC (SUC 0 + 0)) = SUC (SUC (SUC 0))
```

The most common traversal strategy is TOP_DEPTH_CONV, and this is hardwired into PURE_REWRITE_CONV, essentially the same as GEN_REWRITE_CONV TOP_DEPTH_CONV. The rewriting conversion with the shortest name, REWRITE_CONV, has the same basic strategy as PURE_REWRITE_CONV, except that a suite of standard rewrite rules are always included in the rewrites in addition to the list supplied to it. You can get a list of these by doing the following:

```
# basic_rewrites();;
```

Earlier we gave the example of rewriting repeatedly with associativity of addition to force terms into left-associated and right-associated variants. Trying the same thing with commutativity ($\vdash x + y = y + x$) seems more problematic. Given any term $s + t$, we can certainly match $x + y$ against it and rewrite to get $t + s$. But then we can equally well match $x + y$ against *that* and rewrite it back to $s + t$, and so on. The process can be continued indefinitely, flipping the two terms backwards and forwards.

However, HOL avoids looping in many such situations (though it is not so hard to come up with combinations where it will loop). Most prosaically, any rewrite where exactly the LHS occurs inside the RHS (e.g. $\vdash x = x + 0$) will simply be ignored. In the case of *permutative* rewrites, where the LHS is matchable against the RHS and vice versa — as with our commutativity assertion — HOL does something slightly cleverer. It will apply the rewrite, but only in a direction where the instantiated version has the LHS greater than the RHS according to an essentially arbitrary syntactic ordering.¹⁷ In the case of commutativity, any additions $s + t$ and $t + s$ will be normalized to one fixed orientation, albeit an essentially arbitrary one.

¹⁷This approach to rewriting originates with Boyer and Moore; see Martin and Nipkow (1990) for more information.

```
# REWRITE_CONV[ADD_SYM] `(a + b) + (b + a) + (c + d) + (b + a) + (d + c)`;;
val it : thm =
  |- (a + b) + (b + a) + (c + d) + (b + a) + d + c =
     (a + b) + (a + b) + (c + d) + (a + b) + c + d
```

In fact, HOL's syntactic ordering is defined in such a way that rewriting with the following suite of properties (AC = associative and commutative) will rewrite sums into an entirely canonical form:

```
# ADD_AC;;
val it : thm =
  |- m + n = n + m /\ (m + n) + p = m + n + p /\ m + n + p = n + m + p
# REWRITE_CONV[ADD_AC] `(a + b) + (b + a) + (c + d) + (b + a) + (d + c)`;;
val it : thm =
  |- (a + b) + (b + a) + (c + d) + (b + a) + d + c =
     a + a + a + b + b + b + c + c + d + d
```

In particular, this together with the built-in reflexivity rewrites will dispose of the task of proving equivalence under associative and commutative laws:

```
# REWRITE_CONV[ADD_AC]
  `(a + b) + (b + a) + (c + d) + (b + a) + d + c =
   c + a + d + b + b + c + a + a + b + d`;;
val it : thm =
  |- (a + b) + (b + a) + (c + d) + (b + a) + d + c =
     c + a + d + b + b + c + a + a + b + d <=>
     T
```

For a more sophisticated example, here we normalize arithmetic expressions built using addition and multiplication by first applying distributivity to 'multiply out' terms, then normalizing products, and finally normalizing sums, giving a canonical 'sum of products' (SOP) form. We use THENC to plug together all the steps. It would be possible to simply throw all these steps into a single rewrite, but it might be a lot slower because interactions between the rules can cause redundant steps. For example, in a sum $s + t$ that is normalized with respect to addition, changes within s and t may cause the order to change and necessitate a swap to $t + s$, and so on.

```
# let SOP_CONV =
  REWRITE_CONV[LEFT_ADD_DISTRIB; RIGHT_ADD_DISTRIB] THENC
  REWRITE_CONV[MULT_AC] THENC
  REWRITE_CONV[ADD_AC];;
val ( SOP_CONV ) : conv = <fun>
# SOP_CONV `(a + b) * (c + d) + (a + c) * (b + d)`;;
val it : thm =
  |- (a + b) * (c + d) + (a + c) * (b + d) =
     a * b + a * c + a * d + a * d + b * c + b * c + b * d + c * d
```

Similar 'AC' theorems are proved for many associative and commutative operators; for example there are INT_ADD_AC for integer addition and REAL_MUL_AC for real multiplication. Some operators ' \otimes ' are also *idempotent*, meaning $x \otimes x = x$. In this case there is a correspondingly stronger suite whose name ends in _ACI, e.g.

```
# CONJ_ACI;;
val it : thm =
  |- (p /\ q <=> q /\ p) /\
     ((p /\ q) /\ r <=> p /\ q /\ r) /\
     (p /\ q /\ r <=> q /\ p /\ r) /\
     (p /\ p <=> p) /\
     (p /\ p /\ q <=> p /\ q)
```

which might be used as follows:

```
# REWRITE_CONV[CONJ_ACI] `x < 2 /\ y < 3 /\ x < 2 /\ z < 4 /\ y < 3`;;
val it : thm =
|- x < 2 /\ y < 3 /\ x < 2 /\ z < 4 /\ y < 3 <=> x < 2 /\ y < 3 /\ z < 4
```

For a more interesting example of using ordered rewriting to normalize algebraic expressions, see the ‘4 square’ and ‘8 square’ identities in `Examples/lagrange.ml`.

8 Tactics and tacticals

In principle, one can prove theorems in HOL by composing simpler theorems using the basic forward inference rules like `CONJ` and `MP`. Although workable, it’s a little tedious always having to bind intermediate results to ML identifiers. Besides, it’s sometimes more conceptually natural to work *backwards*, breaking a goal into simpler ‘subgoals’ until they become trivial. HOL supports a quite general mechanism for mixing forward and backwards proofs, based on *goals tactics*. It also provides some trivial but handy functions for creating proofs interactively, trying them out little-by-little.

The first important concept is a *goal*. Roughly speaking, this is just a fact you want to prove. But it’s more than just a term: rather it’s a term together with various *assumptions* that you are allowed to make. HOL provides a ‘goalstack’ of the goals that need to be proved to solve the original goal.

A *tactic* takes a goal and reduces it to a list of subgoals. But it also keeps track of how to construct a proof of the main goal if the user succeeds in proving the subgoal; this is simply an ML function. So the user can keep applying tactics, and the forward proof is reconstructed by HOL. It’s rather as if the machine automatically reverses the user’s proof and converts it to the standard primitive inferences. The user can perform the proof via a mixture of forward and backward steps, as desired.

8.1 The goalstack

Proofs can be discovered interactively using the *goalstack*. This allows tactic steps to be performed, and if necessary retracted and corrected. The user sets up an initial goal using `g`, e.g.

```
# g `2 <= n /\ n <= 2 ==> f(2,2) + n < f(n,n) + 7`;;
val it : goalstack = 1 subgoal (1 total)

`2 <= n /\ n <= 2 ==> f (2,2) + n < f (n,n) + 7`
```

and then reduces it to subgoals using tactics via the `e` (‘expand’) function. One simple tactic is `DISCH_TAC`, which will put the antecedent of an implicational goal into the list of hypotheses. We now have to prove not $p \wedge q \Rightarrow p$, but rather the subtly different goal of p under the *assumption* $p \wedge q$.

```
# e DISCH_TAC;;
val it : goalstack = 1 subgoal (1 total)

0 [ `2 <= n /\ n <= 2` ]

`f (2,2) + n < f (n,n) + 7`
```

If you change your mind or realize you've made a mistake, you can 'undo' a step with `b()` ('back up'), and restore the previous goalstack:

```
# b();;
val it : goalstack = 1 subgoal (1 total)

`2 <= n /\ n <= 2 ==> f (2,2) + n < f (n,n) + 7`
```

In order to understand better what goes on inside a tactic, and indeed to appreciate the naming convention, it's worth considering an analogous inference rule `DISCH`. This takes a theorem of the form $\Gamma \vdash q$ and produces $\Gamma - \{p\} \vdash p \Rightarrow q$ (where p is usually in Γ , but need not be). It is important to understand why `DISCH_TAC` is considered as the natural partner to the inference rule `DISCH`, hence the name, even though they seem to make the *opposite* transformation.

In applying an inference rule to a theorem th to get another one th' , we show that th' follows from th . On the other hand, in applying a tactic to move from a goal g to a subgoal g' , the corresponding claim is that g follows from g' , though not necessarily conversely. That is, the truth of the subgoals arising from applying a tactic are *sufficient* for the initial goal to hold, but may not be *necessary*. One does sometimes reduce goals to goals that are logically stronger, because they are still "simpler". For example, one might reduce the goal $E + E' = E' + E$ for some very large expressions E and E' to a stonger but simpler goal $\forall x y. x + y = y + x$. Of course, one must beware of reducing a provable goal to one that is unprovable!

One very convenient way of getting a tactic is to apply the function `CONV_TAC` to a conversion, which gives a tactic that applies the corresponding conversion to the conclusion of the goal. This has a particularly appealing feature that you then know the original goal and subgoal to be equivalent, so you can't possibly have replaced a provable goal by an unprovable one. For example:

```
# CONV_TAC;;
val it : conv -> tactic = <fun>
# CONV_TAC(REWRITE_CONV[LE_ANTI_SYM]);;
val it : tactic = <fun>
# e it;;
val it : goalstack = 1 subgoal (1 total)

`2 = n ==> f (2,2) + n < f (n,n) + 7`
```

since rewriting is such a common requirement, there is a tactic `REWRITE_TAC`, which is defined as `CONV_TAC o REWRITE_CONV`. There is also a more powerful `SIMP_TAC` which will exploit contextual information. For instance, if we apply it to the goal here, it will use the antecedent $2 = n$ to rewrite the consequent:

```
# e(SIMP_TAC[]);;
val it : goalstack = 1 subgoal (1 total)

`2 = n ==> f (n,n) + n < f (n,n) + 7`
```

Similarly `ONCE_REWRITE_TAC` applies `ONCE_REWRITE_CONV`:

```
# e(ONCE_REWRITE_TAC[EQ_SYM_EQ]);;
val it : goalstack = 1 subgoal (1 total)

`n = 2 ==> f (n,n) + n < f (n,n) + 7`
```

All the rewriting tactics have variants starting `ASM_` which also use all the assumptions of the goal to rewrite. For example instead of using `SIMP_TAC` now we could do:

```
# e DISCH_TAC;;
val it : goalstack = 1 subgoal (1 total)

0 ['n = 2']

`f (n,n) + n < f (n,n) + 7`

# e(ASM_REWRITE_TAC[]);;
val it : goalstack = 1 subgoal (1 total)

0 ['n = 2']

`f (2,2) + 2 < f (2,2) + 7`
```

When a goal is reduced to just ‘true’ (T), HOL considers it solved. For example, here we can use `ARITH_RULE`. It might seem that we need `EQT_INTRO` \circ `ARITH_RULE` so that we get $\vdash p = \top$ rather than $\vdash p$, since only the former is the behavior of a proper conversion. But `CONV_TAC` is set up so that it will take a solution of the goal without this nuance. (In fact `ARITH_TAC` is defined to be exactly this, but it’s worth noting that you can always turn a conversion or proof procedure into a tactic with `CONV_TAC`.)

```
# e(CONV_TAC ARITH_RULE);;
val it : goalstack = No subgoals
```

So we’re done; there are no more subgoals left to prove. And as we said, from a proof of the remaining subgoals (in this case none), HOL is able to reconstruct a proof of the original goal by applying primitive inferences. To get the final theorem once all subgoals have been proved, use `top_thm()`; you can then bind a theorem to a name in the usual way:

```
# let trivial = top_thm();;
val trivial : thm = |- 2 <= n /\ n <= 2 ==> f (2,2) + n < f (n,n) + 7
```

So much for the interactive construction of the proof. If we then want to store it in a file to be replayed later, we could simply faithfully copy down the sequence of steps:

```
g `2 <= n /\ n <= 2 ==> f(2,2) + n < f(n,n) + 7`;;
e DISCH_TAC;;
b();;
e(CONV_TAC(REWRITE_CONV[LE_ANTISYM]));;
e(SIMP_TAC[]);;
e(ONCE_REWRITE_TAC[EQ_SYM_EQ]);;
e DISCH_TAC;;
e(ASM_REWRITE_TAC[]);;
e(CONV_TAC ARITH_RULE);;
let trivial = top_thm();;
```

but of course the first step was a mistake and `b()` its correction, so we might excise them (we might indeed excise the conjunction-swapping too, but let’s pretend we wanted to do that for some reason) and get:

```

g `2 <= n /\ n <= 2 ==> f(2,2) + n < f(n,n) + 7`;
e(CONV_TAC(REWRITE_CONV[LE_ANTISYM]));;
e(SIMP_TAC[]);;
e(ONCE_REWRITE_TAC[EQ_SYM_EQ]);;
e DISCH_TAC;
e(ASM_REWRITE_TAC[]);;
e(CONV_TAC ARITH_RULE);;
let trivial = top_thm();;

```

Instead of just doing the steps one after another like this, we can use THEN to plug tactics together. This function is called a *tactical*: `tac1 THEN tac2` applies a tactic `tac1` to a goal and then `tac2` to *all* the resulting subgoals. (In our case there was exactly one.) Thus the following also works:

```

g `2 <= n /\ n <= 2 ==> f(2,2) + n < f(n,n) + 7`;
e(CONV_TAC(REWRITE_CONV[LE_ANTISYM]) THEN
  SIMP_TAC[] THEN ONCE_REWRITE_TAC[EQ_SYM_EQ] THEN
  DISCH_TAC THEN ASM_REWRITE_TAC[] THEN CONV_TAC ARITH_RULE);;
let trivial = top_thm();;

```

Moreover, if we're not generating the proof interactively, we don't need to bother setting up the goalstack and applying tactics there. We can just use the function `prove(tm, tac)` to prove a goal `tm` using a tactic `tac`. In fact, when I'm developing a proof in HOL I usually construct this kind of tactic script explicitly in an editor, and copy parts into the goalstack as I proceed to make sure I'm on the right track.

```

# let trivial = prove
  (`2 <= n /\ n <= 2 ==> f(2,2) + n < f(n,n) + 7`,
  CONV_TAC(REWRITE_CONV[LE_ANTISYM]) THEN
  SIMP_TAC[] THEN ONCE_REWRITE_TAC[EQ_SYM_EQ] THEN
  DISCH_TAC THEN ASM_REWRITE_TAC[] THEN CONV_TAC ARITH_RULE);;

```

We have said that ASM_ variants of the rewriting and simplification tactics rewrite with all assumptions. Similarly MESON_TAC is a tactic version of MESON, and ASM_MESON_TAC is a variant that uses all the assumptions. But what about making more delicate use of assumptions? Let's set up another goal to illustrate this and a few other tactics along the way.

```

# g `!x y:real. &0 < x * y ==> (&0 < x <=> &0 < y)`;

```

The tactic `GEN_TAC` strips off a universal quantifier, and the tactical `REPEAT` will apply it as many times as possible:

```

# e(REPEAT GEN_TAC);;
val it : goalstack = 1 subgoal (1 total)
`&0 < x * y ==> (&0 < x <=> &0 < y)`

```

The tactic `STRIP_TAC` has the effect of `DISCH_TAC`, `GEN_TAC` or `CONJ_TAC` (splitting a conjunction into two goals), depending on the form of the goal:

```

# e STRIP_TAC;
val it : goalstack = 1 subgoal (1 total)
  0 [`&0 < x * y`]
`&0 < x <=> &0 < y`

```

while `EQ_TAC` splits an if-and-only-if goal into two implications:

```
# e EQ_TAC;;
val it : goalstack = 2 subgoals (2 total)

0 ['&0 < x * y']
'&0 < y ==> &0 < x'
0 ['&0 < x * y']
'&0 < x ==> &0 < y'
```

Remember that the assumptions are really just theorems. If you have any existing theorem you can add it to the assumptions with `ASSUME_TAC`.

```
# e(ASSUME_TAC(SPECL ['x:real'; '--y'] REAL_LE_MUL));;
val it : goalstack = 1 subgoal (2 total)

0 ['&0 < x * y']
1 ['&0 <= x /\ &0 <= --y ==> &0 <= x * --y']
'&0 < x ==> &0 < y'
```

Conversely, you can always use one of the assumptions by explicitly using `ASSUME`; the tactic mechanism will automatically make sure that this works.

```
# e(ASSUME_TAC(ONCE_REWRITE_RULE[GSYM REAL_NOT_LE] (ASSUME '&0 < x * y')));;
val it : goalstack = 1 subgoal (2 total)

0 ['&0 < x * y']
1 ['&0 <= x /\ &0 <= --y ==> &0 <= x * --y']
2 ['^(x * y <= &0)']
'&0 < x ==> &0 < y'
```

but, reasonably enough, you can't assume anything that isn't there:

```
# e(REWRITE_TAC[ASSUME '&0 < x <=> ~(x <= &0)']);;
Exception: Failure "VALID: Invalid tactic".
```

`ASSUME_TAC` is an example of a *theorem-tactic*, which takes a theorem and uses it to produce a tactic. While `ASSUME_TAC` puts it on the assumptions, `MP_TAC` adds it as an antecedent to the conclusion:

```
# e(MP_TAC(ASSUME '~(x * y <= &0)'));;
val it : goalstack = 1 subgoal (2 total)

0 ['&0 < x * y']
1 ['&0 <= x /\ &0 <= --y ==> &0 <= x * --y']
2 ['^(x * y <= &0)']
'^(x * y <= &0) ==> &0 < x ==> &0 < y'
```

while `DISJ_CASES_TAC` performs a case-split and adds the resulting hypotheses:

```
# e(DISJ_CASES_TAC(REAL_ARITH '&0 < y /\ &0 <= --y'));;
val it : goalstack = 2 subgoals (3 total)

  0 ['&0 < x * y']
  1 ['&0 <= x /\ &0 <= --y ==> &0 <= x * --y']
  2 ['~(x * y <= &0)']
  3 ['&0 <= --y']

'~(x * y <= &0) ==> &0 < x ==> &0 < y'

  0 ['&0 < x * y']
  1 ['&0 <= x /\ &0 <= --y ==> &0 <= x * --y']
  2 ['~(x * y <= &0)']
  3 ['&0 < y']

'~(x * y <= &0) ==> &0 < x ==> &0 < y'
```

One of those subgoals is trivial:

```
# e(ASM_REWRITE_TAC[]);;
val it : goalstack = 1 subgoal (2 total)

  0 ['&0 < x * y']
  1 ['&0 <= x /\ &0 <= --y ==> &0 <= x * --y']
  2 ['~(x * y <= &0)']
  3 ['&0 <= --y']

'~(x * y <= &0) ==> &0 < x ==> &0 < y'
```

It's often convenient to skip putting something on the assumptions at all. Many tactics have `_THEN` variants that, instead of putting their result as an assumption, do something else with it. Indeed `DISCH_TAC` is just an abbreviation for

```
# e(DISCH_THEN ASSUME_TAC);;
val it : goalstack = 1 subgoal (2 total)

  0 ['&0 < x * y']
  1 ['&0 <= x /\ &0 <= --y ==> &0 <= x * --y']
  2 ['~(x * y <= &0)']
  3 ['&0 <= --y']
  4 ['~(x * y <= &0)']

'&0 < x ==> &0 < y'
```

Other convenient methods for dealing with assumptions are `FIRST_ASSUM`, which applies a theorem-tactic to the first possible assumption, and `FIRST_X_ASSUM`, which does the same while also removing the assumption. This can be somewhat brittle if it depends on the order of assumptions. For example, here we apply `MP_TAC` to the first assumption whose conclusion is an implication, while removing it from the assumptions:

```
# e(FIRST_X_ASSUM(MP_TAC o check (is_imp o concl)));;
val it : goalstack = 1 subgoal (2 total)

  0 ['&0 < x * y']
  1 ['~(x * y <= &0)']
  2 ['&0 <= --y']
  3 ['~(x * y <= &0)']

'(&0 <= x /\ &0 <= --y ==> &0 <= x * --y) ==> &0 < x ==> &0 < y'
```

Anyway, let's stop messing around and get this goal finished

```
# e(ASM_REWRITE_TAC[REAL_ARITH '&0 <= x * --y <=> x * y <= &0'; REAL_NOT_LE]);
val it : goalstack = 1 subgoal (2 total)

0 ['&0 < x * y']
1 ['^(x * y <= &0)']
2 ['&0 <= --y']
3 ['^(x * y <= &0)']

'x < &0 ==> &0 < x ==> &0 < y'

# e REAL_ARITH_TAC;;
val it : goalstack = 1 subgoal (1 total)

0 ['&0 < x * y']

'&0 < y ==> &0 < x'
```

A more delicate approach is not to use `ASSUME_TAC` to put things on the assumptions, but rather `LABEL_TAC`, which allows you to give them a name:

```
# e(DISCH_THEN(LABEL_TAC "ypos"));
val it : goalstack = 1 subgoal (1 total)

0 ['&0 < x * y']
1 ['&0 < y'] (ypos)

'&0 < x'
```

You can then get at it by name using `REMOVE_THEN`, which also removes it, and `USE_THEN`, which doesn't.

```
# e(REMOVE_THEN "ypos" MP_TAC);
val it : goalstack = 1 subgoal (1 total)

0 ['&0 < x * y']

'&0 < y ==> &0 < x'
```

Of course we're making heavy weather of a rather easy goal. We can easily finish it with:

```
# e(FIRST_X_ASSUM MP_TAC THEN MP_TAC(SPECL ['--x'; 'y:real'] REAL_LE_MUL) THEN
  REAL_ARITH_TAC);
val it : goalstack = No subgoals
```

and indeed we could have just done this for the whole proof, just providing enough lemmas about the nonlinear part:

```
# let trivial = prove
  (['x y:real. &0 < x * y ==> (&0 < x <=> &0 < y)'],
  REPEAT GEN_TAC THEN MP_TAC(SPECL ['--x'; 'y:real'] REAL_LE_MUL) THEN
  MP_TAC(SPECL ['x:real'; '--y'] REAL_LE_MUL) THEN REAL_ARITH_TAC);;
```

A remark is in order — though it has nothing specifically to do with tactics — that the goal is really symmetric between x and y . In such situations one can sometimes cut down the number of cases using a lemma such as the following:

```
# REAL_WLOG_LE;;
val it : thm =
|- (!x y. P x y <=> P y x) /\ (!x y. x <= y ==> P x y) ==> (!x y. P x y)
```

This embodies the common mathematical practice of saying that ‘without loss of generality (WLOG) we may assume ...’. In this case, if a universal goal is symmetric between two real variables x and y , we may assume WLOG that $x \leq y$. Applying that key lemma using `MATCH_MP_TAC`, the backwards analog for `MATCH_MP`, we now only need to provide one piece of nonlinear information:

```
# let trivial = prove
(`!x y:real. &0 < x * y ==> (&0 < x <=> &0 < y)` ,
MATCH_MP_TAC REAL_WLOG_LE THEN CONJ_TAC THEN REPEAT GEN_TAC THEN
MP_TAC(SPECL [ `--x` ; `y:real` ] REAL_LE_MUL) THEN REAL_ARITH_TAC);;
```

Of course, for such a trivial goal, the saving is small or nonexistent. But if the goal is more complex, it can be a great relief not to repeat almost identical reasoning with minor changes, so it’s worth being on the lookout for such opportunities.

8.2 Inductive proofs about summations

The goal-directed style of proof seems particularly natural for induction, where we break the original goal down into ‘base’ and ‘step’ cases. Consider for example proving the formula for the sum of the first n natural numbers

$$1 + 2 + 3 + \dots + n = \frac{n(n+1)}{2}$$

or using summation notation

$$\sum_{i=1}^n i = \frac{n(n+1)}{2}$$

This and related formulas are straightforward to prove by induction on n , so let’s try doing it in HOL. First we have to state the problem. HOL has a somewhat more general summation operation predefined: it can sum a function into natural numbers over a finite set¹⁸ whose elements have any type. There is also a function, written as an infix ‘`..`’, to define a segment of the natural numbers: ‘`m .. n`’ means $\{m, \dots, n\}$. Combining these, we can state our goal:

```
# g `!n. nsum(1..n) (\i. i) = (n * (n + 1)) DIV 2`;;
val it : goalstack = 1 subgoal (1 total)

`!n. nsum (1 .. n) (\i. i) = (n * (n + 1)) DIV 2`
```

We will proceed by induction:

```
# e(MATCH_MP_TAC num_INDUCTION);;
val it : goalstack = 1 subgoal (1 total)

`nsum (1 .. 0) (\i. i) = (0 * (0 + 1)) DIV 2 /\
(!n. nsum (1 .. n) (\i. i) = (n * (n + 1)) DIV 2
==> nsum (1 .. SUC n) (\i. i) = (SUC n * (SUC n + 1)) DIV 2)`
```

¹⁸Actually the set can be infinite provided the function has finite support, e.g. $\sum_{n \in \mathbb{N}} [x/n]$.

The critical step to make the induction go through is to rewrite with the theorems $\sum_{i=m}^0 a_i = 0$ and $\sum_{i=m}^{n+1} a_i = \sum_{i=m}^n a_i + a_{n+1}$. Actually when writing these we are implicitly assuming $m \leq n + 1$ and so on; in the formal statement these cases need to be considered:

```
# NSUM_CLAUSES_NUMSEG;;
val it : thm =
  |- (!m. nsum (m .. 0) f = (if m = 0 then f 0 else 0)) /\
    (!m n.
      nsum (m .. SUC n) f =
        (if m <= SUC n
         then nsum (m .. n) f + f (SUC n)
         else nsum (m .. n) f))
```

We can use `REWRITE_TAC[NSUM_CLAUSES_NUMSEG]` to rewrite our goal with this. Actually, if we use `SIMP_TAC` instead of `REWRITE_TAC` the inductive hypothesis of the step case will also get used as a rewrite:

```
# e(SIMP_TAC[NSUM_CLAUSES_NUMSEG]);;
val it : goalstack = 1 subgoal (1 total)

`(!f 1 = 0 then 0 else 0) = (0 * (0 + 1)) DIV 2 /\
  (!n. nsum (1 .. n) (\i. i) = (n * (n + 1)) DIV 2
   => (if 1 <= SUC n
       then (n * (n + 1)) DIV 2 + SUC n
       else (n * (n + 1)) DIV 2) =
      (SUC n * (SUC n + 1)) DIV 2)`
```

The resulting goal may look like a mess, but the remaining reasoning is so routine that we can leave it to `ARITH_TAC`. It disposes of the two conditions $1 = 0$ (false) and $1 \leq SUC\ n$ (true since n is a natural number), then does the algebraic rearrangement to show the equations in the conclusion hold.

```
# e ARITH_TAC;;
val it : goalstack = No subgoals
```

and so we can recover the final theorem:

```
# let th = top_thm();;
val th : thm = |- !n. nsum (1 .. n) (\i. i) = (n * (n + 1)) DIV 2
```

If we wanted to package the entire proof up as a tactic script for later re-use we could do this:

```
# let th = prove
  (`!n. nsum(1..n) (\i. i) = (n * (n + 1)) DIV 2`,
   MATCH_MP_TAC num_INDUCTION THEN
   SIMP_TAC[NSUM_CLAUSES_NUMSEG] THEN ARITH_TAC);;
val th : thm = |- !n. nsum (1 .. n) (\i. i) = (n * (n + 1)) DIV 2
```

We explicitly used `MATCH_MP_TAC` with the induction theorem. Since simple induction on the natural numbers is such a common operation, there is in fact a built-in tactic `INDUCT_TAC`. This not only applies the induction theorem but breaks up the resulting goal into a ‘base’ and ‘step’ case with the hypothesis in the step case on the assumption list:

```
# g !n. nsum(1..n) (\i. i) = (n * (n + 1)) DIV 2';;
val it : goalstack = 1 subgoal (1 total)

!n. nsum (1 .. n) (\i. i) = (n * (n + 1)) DIV 2`

# e INDUCT_TAC;;
val it : goalstack = 2 subgoals (2 total)

0 ['nsum (1 .. n) (\i. i) = (n * (n + 1)) DIV 2`]

'nsum (1 .. SUC n) (\i. i) = (SUC n * (SUC n + 1)) DIV 2`

'nsum (1 .. 0) (\i. i) = (0 * (0 + 1)) DIV 2`
```

We can then work on the two goals separately in much the same way. The base case proof is similar; after proving it we get presented with the step case:

```
# e(REWRITE_TAC[NSUM_CLAUSES_NUMSEG] THEN ARITH_TAC);;
val it : goalstack = 1 subgoal (1 total)

0 ['nsum (1 .. n) (\i. i) = (n * (n + 1)) DIV 2`]

'nsum (1 .. SUC n) (\i. i) = (SUC n * (SUC n + 1)) DIV 2`
```

Once again, almost the same proof works, except that because the inductive hypothesis is now in our conclusion list we need to use the ‘ASM.’ variants of the rewrite tactics, either `ASM_SIMP_TAC` or `ASM_REWRITE_TAC`. Since we now don’t need to get the rewrite from the context, it’s slightly more efficient to use the latter:

```
# e(ASM_REWRITE_TAC[NSUM_CLAUSES_NUMSEG] THEN ARITH_TAC);;
val it : goalstack = No subgoals
```

Now to package up the overall proof, we could do the following. Note a subtle point here. When we split a goal into two or more subgoals, the goalstack presents them to us one at a time. However, in the tactic script, using `THEN` will apply the same tactics to *all* the goals. In such a situation, when `tac` creates multiple subgoals `g1, . . . gn`, one can use `tac THENL [tac1; . . . ; tacn]` to apply different tactics to the different subgoals. This means that the final tactic script has a bit more structure than the linear sequence of steps, another reason for preferring it.

```
let th = prove
  (!n. nsum(1..n) (\i. i) = (n * (n + 1)) DIV 2`,
  INDUCT_TAC THENL
    [REWRITE_TAC[NSUM_CLAUSES_NUMSEG] THEN ARITH_TAC;
     ASM_REWRITE_TAC[NSUM_CLAUSES_NUMSEG] THEN ARITH_TAC]);;
```

However, it would be harmless to change the first `REWRITE_TAC` into `ASM_REWRITE_TAC` — there are no assumptions on the base case so it makes no difference. Then, since we want to apply the same tactic to both subgoals, we can just use `THEN` rather than `THENL`, and the whole proof is just one line:

```
# let SUM_OF_NUMBERS = prove
  (!n. nsum(1..n) (\i. i) = (n * (n + 1)) DIV 2`,
  INDUCT_TAC THEN ASM_REWRITE_TAC[NSUM_CLAUSES_NUMSEG] THEN ARITH_TAC);;
val ( SUM_OF_NUMBERS ) : thm =
|- !n. nsum (1 .. n) (\i. i) = (n * (n + 1)) DIV 2
```

Moreover, exactly the same proof works for some more complicated examples like summing squares and cubes, because the overall structure is the same, and the parts that are different are automated anyway:

```
# let SUM_OF_SQUARES = prove
  (`!n. nsum(1..n) (\i. i * i) = (n * (n + 1) * (2 * n + 1)) DIV 6`,
  INDUCT_TAC THEN ASM_REWRITE_TAC[NSUM_CLAUSES_NUMSEG] THEN ARITH_TAC);;
val ( SUM_OF_SQUARES ) : thm =
|- !n. nsum (1 .. n) (\i. i * i) = (n * (n + 1) * (2 * n + 1)) DIV 6
```

```
# let SUM_OF_CUBES = prove
  (`!n. nsum(1..n) (\i. i*i*i) = (n * n * (n + 1) * (n + 1)) DIV 4`,
  INDUCT_TAC THEN ASM_REWRITE_TAC[NSUM_CLAUSES_NUMSEG] THEN ARITH_TAC);;
val ( SUM_OF_CUBES ) : thm =
|- !n. nsum (1 .. n) (\i. i * i * i) = (n * n * (n + 1) * (n + 1)) DIV 4
```

9 HOL's number systems

HOL supports several number systems, each with its own corresponding type. In addition to those listed below, there is a theory of complex numbers available in the subdirectory `Complex`, including the Fundamental Theorem of Algebra, but this is not by default loaded into the core.

- The natural numbers $\mathbb{N} = \{0, 1, 2, \dots\}$, HOL type `num`
- The integers $\mathbb{Z} = \{\dots, -2, -1, 0, 1, 2, \dots\}$, HOL type `int`
- The real numbers \mathbb{R} , HOL type `real`

If one is used to thinking of these sets as living inside each other $\mathbb{N} \subseteq \mathbb{Z} \subseteq \mathbb{R}$, the fact that in HOL these are quite distinct types takes some getting used to.

We have already used the natural numbers `num` in many examples. In some sense this is HOL's most fundamental number system, and when you write a numeral the quotation parser considers it as an element of type `num`. Many interesting problems require just the natural numbers. Moreover they are useful for indexing sequences of objects and so on, and there is a standard principle of mathematical induction for them — we used it in the last section. However, it can sometimes be quite inconvenient that there are no negative numbers in \mathbb{N} . In fact, HOL's subtraction on type `num` is defined as 'cutoff' subtraction so that $m - n = 0$ whenever $m \leq n$. This can lead to some surprises until you get used to it. For example:

```
# ARITH_RULE `(m - n) + n = m';;
Exception: Failure "linear_ineqs: no contradiction".
```

Why didn't that work? It's not true because of the cutoff:

```
# ARITH_RULE `(1 - 2) + 2 = 2';;
val it : thm = |- 1 - 2 + 2 = 2
```

but it is true if we add an inequality constraint to rule out the degenerate cases:

```
# ARITH_RULE `n <= m ==> (m - n) + n = m`;
val it : thm = |- n <= m ==> m - n + n = m
```

If we work over integers or reals, we no longer need to worry about such peculiarities of subtraction. The main thing to get used to here is that ‘numerals’ of these types must be preceded by an ampersand: `&0`, `&1` etc. (Actually, the ampersand is simply the injection from natural numbers and can be applied to composite expressions too.) But while unadorned numerals always have type `num`, all the arithmetic operations are overloaded, so all the following are equally acceptable:¹⁹

```
# `x + y :num`, `x + y :int`, `x + y :real`;
val it : term * term * term = (`x + y`, `x + y`, `x + y`)
```

If there are no explicit type annotations or constants with fixed type (such as unadorned numerals) to resolve which number system is intended, HOL will apply a default. You can set which number system has priority in such cases (choose the one you’re mainly working in) by using `prioritize_xxx` where `xxx` is the number system to give priority. It’s often worth doing this at the start of a piece of work to avoid surprises later.

```
# prioritize_num();
val it : unit = ()
# type_of `x + y`;
val it : hol_type = `:num`
# prioritize_int();
val it : unit = ()
# type_of `x + y`;
val it : hol_type = `:int`
# prioritize_real();
val it : unit = ()
# type_of `x + y`;
val it : hol_type = `:real`
```

9.1 Arithmetical decision procedures

HOL comes with many basic algebraic and ordering properties of the number systems proved. Some effort has been made to make the names consistent across the different number systems. For example the theorems expressing associativity of addition in the three basic number systems have parallel names:

```
# ADD_ASSOC;
val it : thm = |- !m n p. m + n + p = (m + n) + p
# INT_ADD_ASSOC;
val it : thm = |- !x y z. x + y + z = (x + y) + z
# REAL_ADD_ASSOC;
val it : thm = |- !x y z. x + y + z = (x + y) + z
```

However, this consistency is far from perfect. In any case, each number system has its own suite of properties that may not hold in others. For example the following is not true over \mathbb{N} or \mathbb{Z} where only truncating division is possible:

```
# REAL_LE_RDIV_EQ;
val it : thm = |- !x y z. &0 < z ==> (x <= y / z <=> x * z <= y)
```

¹⁹Nevertheless, the underlying constants are different; the overloading is just in the surface syntax.

the following fails over \mathbb{R} since it depends on discreteness:

```
# INT_LT_DISCRETE;;
val it : thm = |- !x y. x < y <=> x + &1 <= y
```

and the following theorem over \mathbb{N} relies essentially on the fact that the structure is discrete and has no negative numbers:

```
# MULT_EQ_1;;
val it : thm = |- !m n. m * n = 1 <=> m = 1 /\ n = 1
```

It takes a lot of time to get used to the suite of theorems available. Sometimes it's much easier to use automated decision procedures to recreate a theorem rather than remember what it's called in the standard library. We have already used `ARITH_RULE` over \mathbb{N} , and similar things are available over the other number systems. `INT_ARITH` is for the integers (`max` and `min` choose the maximum and minimum of their two arguments):

```
# INT_ARITH !x y:int. (max x y) + (min x y) = x + y;;
val it : thm = |- !x y. max x y + min x y = x + y
```

while `REAL_ARITH` works correspondingly over the reals (`abs(x)` is the absolute value function $|x|$):

```
# REAL_ARITH !x y:real. (abs(x) - abs(y)) <= abs(x - y) ;;
val it : thm = |- !x y. abs x - abs y <= abs (x - y)
```

These three procedures are all capable of handling simple algebraic rearrangement, even if it is highly nonlinear — though keep in mind that any formula involving subtraction need special attention over \mathbb{N} . For example here we derive Brahmagupta's formula, which shows that the set of integers with a representation in $\{a^2 - Db^2 \mid a, b \in \mathbb{Z}\}$ is closed under multiplication. (Over \mathbb{Z} and \mathbb{R} the exponentiation operator is `pow` rather than `EXP`.)

```
# INT_ARITH
  !a b a' b' D:int.
    (a pow 2 - D * b pow 2) * (a' pow 2 - D * b' pow 2) =
    (a * a' + D * b * b') pow 2 - D * (a * b' + a' * b) pow 2;;
```

They can also handle linear inequality reasoning, such as the following:

```
# REAL_ARITH !x y z. x <= (y - z) <=> (x + z) <= y;;
```

Sometimes you can actually prove some unobvious things even with simple linear reasoning. For example, a nice puzzle (Colmerauer 1990) is to consider a sequence of integers or real numbers defined by the recurrence $x_{n+2} = |x_{n+1}| - x_n$. (This doesn't look so different from the usual Fibonacci numbers $F_{n+2} = F_{n+1} + F_n$.) The claim is that this sequence is actually periodic with period 9. We can check the key fact automatically:

```

REAL_ARITH
  '!x1 x2 x3 x4 x5 x6 x7 x8 x9 x10 x11:real.
    x3 = abs(x2) - x1 /\
    x4 = abs(x3) - x2 /\
    x5 = abs(x4) - x3 /\
    x6 = abs(x5) - x4 /\
    x7 = abs(x6) - x5 /\
    x8 = abs(x7) - x6 /\
    x9 = abs(x8) - x7 /\
    x10 = abs(x9) - x8 /\
    x11 = abs(x10) - x9
  ==> x1 = x10 /\ x2 = x11';;

```

However, HOL just naively does a large case-split to deal with the absolute value function, and so this is very slow. You might like to see if you can prove it faster than HOL.

The reals decision procedure can deal with arbitrary rational constants. (These constants are explicitly manipulated by proof internally, so there are no worries about exceeding the range of machine integers.) For pure arithmetic on rational constants, there is a conversion `REAL_RAT_REDUCE_CONV` exactly analogous to `NUM_REDUCE_CONV` over \mathbb{N} .

```

# REAL_ARITH '!x y:real. x < y ==> x < (x + y) / &2 /\ (x + y) / &2 < y';;
val it : thm = |- !x y. x < y ==> x < (x + y) / &2 /\ (x + y) / &2 < y
# REAL_ARITH
  '((x1 pow 2 + x2 pow 2 + x3 pow 2 + x4 pow 2) pow 2) =
    ((&1 / &6) * ((x1 + x2) pow 4 + (x1 + x3) pow 4 + (x1 + x4) pow 4 +
      (x2 + x3) pow 4 + (x2 + x4) pow 4 + (x3 + x4) pow 4) +
    (&1 / &6) * ((x1 - x2) pow 4 + (x1 - x3) pow 4 + (x1 - x4) pow 4 +
      (x2 - x3) pow 4 + (x2 - x4) pow 4 + (x3 - x4) pow 4));;
...

```

In the case of \mathbb{N} and \mathbb{Z} , the discreteness is not always exploited as much as it could be in the linear decision procedures. So sometimes, results that require discreteness or divisibility properties are not proved automatically. For example, the first of these works, but not the second, even though they are both valid:

```

# ARITH_RULE 'x < 2 ==> 2 * x + 1 < 4';;
val it : thm = |- x < 2 ==> 2 * x + 1 < 4
# ARITH_RULE '~(2 * m + 1 = 2 * n)';;
Exception: Failure "linear_ineqs: no contradiction".

```

Subject to this slight weakness, `ARITH_RULE` is also capable of handling truncating division (`DIV` and modulus (`MOD`) by constants. For example, one popular trick for numeric programmers is to replace division by a known constant by a multiplication and right-shift, which is usually much more efficient. We can verify, for example, that multiplying a natural number x by $429496730 = \lceil 2^{32}/10 \rceil$ and shifting right by 32 bits yields the correct truncated quotient $\lfloor x/10 \rfloor$, provided $x < 2^{30}$.

```

# ARITH_RULE 'x < 2 EXP 30 ==> (429496730 * x) DIV (2 EXP 32) = x DIV 10';;
val it : thm = |- x < 2 EXP 30 ==> (429496730 * x) DIV 2 EXP 32 = x DIV 10

```

But if we only specify $x \leq 2^{30}$, the analogous call fails, even though it is still valid, because of the incomplete exploitation of discreteness.

```

# ARITH_RULE 'x <= 2 EXP 30 ==> (429496730 * x) DIV (2 EXP 32) = x DIV 10';;
Exception: Failure "linear_ineqs: no contradiction".

```

9.2 Nonlinear reasoning

If the nonlinearity in a problem goes beyond a simple algebraic rearrangement, all these procedures will usually fail, even in very simple cases:

```
# ARITH_RULE '1 <= x /\ 1 <= y ==> 1 <= x * y';;
Exception: Failure "linear_ineqs: no contradiction".
# REAL_ARITH '!x y:real. x = y ==> x * y = y pow 2';;
Exception: Failure "linear_ineqs: no contradiction".
```

Such limitations are inevitable to some extent. Nonlinear equational and inequality reasoning over discrete structures like \mathbb{N} and \mathbb{Z} is undecidable, and even over \mathbb{R} the theoretical complexity is discouraging. So if you want nonlinear results like those, you may just have to grit your teeth and either search for them in the standard library, or prove them yourself from related results found there. However, there are some classes of nonlinear reasoning that can be automated by other inbuilt tools. In particular, if the reasoning involves equational (not inequality) reasoning and doesn't depend on the particular structure,²⁰ there is a suite of 'ring' tools that can often cope. Over the naturals this tool is `NUM_RING` and over the reals `REAL_RING`. (There is currently no version for the integers, but it's relatively easy to instantiate the generic procedure `RING` to this and other ring structures.) For example, here we derive a formula related to areas of triangles:

```
# prioritize_real();;
val it : unit = ()
# REAL_RING
`s = (a + b + c) / &2
==> s * (s - b) * (s - c) + s * (s - c) * (s - a) +
    s * (s - a) * (s - b) - (s - a) * (s - b) * (s - c) =
    a * b * c';;
```

That wasn't a big advance over `REAL_ARITH`, because after substituting with the antecedent, the consequent just requires algebraic rearrangement. But we can also handle cases that require deeper reasoning than simple substitution. For example, one can understand the following by observing that $x^2 + \sqrt{2}x + 1$ divides into $x^4 + 1$:

```
# REAL_RING 'a pow 2 = &2 /\ x pow 2 + a * x + &1 = &0 ==> x pow 4 + &1 = &0';;
```

and the following gives the customary formulas for the sum and product of the two roots of a quadratic equation.

```
# REAL_RING
`(a * x pow 2 + b * x + c = &0) /\
(a * y pow 2 + b * y + c = &0) /\
~(x = y)
==> (a * x * y = c) /\ (a * (x + y) + b = &0)';;
```

This one verifies "Vieta's substitution", which can be used to reduce solution of a general cubic equation in z to cube root extractions and solutions of quadratics. (This formula holds over any field, including the complex numbers, so can be used to arrive at an explicit formula for all the roots if we're prepared to use the imaginary unit.)

²⁰More formally, if the equational reasoning works in all integral domains.

```

REAL_RING
`p = (&3 * a1 - a2 pow 2) / &3 /\
q = (&9 * a1 * a2 - &27 * a0 - &2 * a2 pow 3) / &27 /\
x = z + a2 / &3 /\
x * w = w pow 2 - p / &3
==> (z pow 3 + a2 * z pow 2 + a1 * z + a0 = &0 <=>
      if p = &0 then x pow 3 = q
      else (w pow 3) pow 2 - q * (w pow 3) - p pow 3 / &27 = &0)';;

```

In this formula we use the construct ‘if P then x else y’, which is defined to be equal to x if P holds and y otherwise. Underneath the mixfix surface syntax, this is `COND P x y` where `COND` is a constant with the appropriate behavior. While `REAL_RING` has little ability to handle division, there is a more powerful `REAL_FIELD` that is capable of handling equations involving inverses, provided it can establish that the expressions being inverted are nonzero. In ensuring this nonzeroness, it can use linear inequality reasoning, e.g:

```

# REAL_FIELD `&0 < x ==> &1 / x - &1 / (&1 + x) = &1 / (x * (&1 + x))';;
...
REAL_FIELD `&0 < x ==> &1 / x - &1 / (&1 + x) = &1 / (x * (&1 + x))';;

```

A less trivial example is the following formula for roots of a quadratic, which is also dealt with quite easily. But note that the hypothesis is $s^2 = b^2 - 4ac$ not $s = \sqrt{b^2 - 4ac}$: over the reals, there may be no square root and this result holds vacuously when $b^2 - 4ac$ is negative.

```

# REAL_FIELD
`s pow 2 = b pow 2 - &4 * a * c
==> (a * x pow 2 + b * x + c = &0 <=>
      if a = &0 then
        if b = &0 then
          if c = &0 then T else F
        else x = -c / b
      else x = (-b + s) / (&2 * a) \/ x = (-b + --s) / (&2 * a)');;

```

The ring and field procedures still don’t help with reasoning about nonlinear *inequalities*. All I can offer here are some experimental tools, not part of the core build but found in `Examples/sos.ml`, based on ideas from Parrilo (2001). In order to use these you need to have a semidefinite programming package such as CSDP installed, since this is used to search for the proof that HOL uses.²¹ This provides `SOS_RULE`, `INT_SOS` and `REAL_SOS` for the respective number systems. The discrete procedures are incomplete but still quite useful for elementary nonlinear reasoning:

```

# SOS_RULE `1 <= x /\ 1 <= y ==> 1 <= x * y';;
Searching with depth limit 0
Searching with depth limit 1
Searching with depth limit 2
Translating proof certificate to HOL
val it : thm = |- 1 <= x /\ 1 <= y ==> 1 <= x * y

```

Less trivial examples can often be handled automatically too. For example, this special case of Hardy’s inequality is dispatched quite easily:

²¹You can obtain CSDP from <http://infohost.nmt.edu/~borchers/csdp.html>.

```
# REAL_SOS
`!a1 a2 a3 a4:real.
&0 <= a1 /\ &0 <= a2 /\ &0 <= a3 /\ &0 <= a4
==> a1 pow 2 +
    ((a1 + a2) / &2) pow 2 +
    ((a1 + a2 + a3) / &3) pow 2 +
    ((a1 + a2 + a3 + a4) / &4) pow 2
<= &4 * (a1 pow 2 + a2 pow 2 + a3 pow 2 + a4 pow 2)';;
```

as is the following, which is a slight manual simplification of Nesbitt's inequality, a popular challenge in mathematical olympiads and the like:

```
# REAL_SOS
`!a b c:real.
a >= &0 /\ b >= &0 /\ c >= &0
==> &3 / &2 * (b + c) * (a + c) * (a + b) <=
    a * (a + c) * (a + b) +
    b * (b + c) * (a + b) +
    c * (b + c) * (a + c)';;
```

There are some more direct 'sum of squares' functions provided that are sometimes useful. For example, `SOS_CONV` will attempt to express a polynomial as a sum of squares:

```
# SOS_CONV `&2 * x pow 4 + &2 * x pow 3 * y - x pow 2 * y pow 2 + &5 * y pow 4';;
val it : thm =
|- &2 * x pow 4 + &2 * x pow 3 * y - x pow 2 * y pow 2 + &5 * y pow 4 =
    &1 / &2 * (&2 * x pow 2 + x * y + -- &1 * y pow 2) pow 2 +
    &1 / &2 * (x * y + y pow 2) pow 2 +
    &4 * y pow 2 pow 2
```

and `PURE_SOS` is a more restricted version of `REAL_SOS` that attempts to prove non-negativity of a polynomial *just* by expressing it as a sum of squares. (The more general `REAL_SOS` searches for real Nullstellensatz certificates involving sums of squares.) For example, we can handle all but one of the examples in Guangxing and Xiaoning (2004) without much difficulty, including the following:

```
# PURE_SOS
`x pow 4 + &2 * x pow 2 * z + x pow 2 - &2 * x * y * z +
    &2 * y pow 2 * z pow 2 + &2 * y * z pow 2 + &2 * z pow 2 - &2 * x +
    &2 * y * z + &1 >= &0';;
val it : thm =
|- x pow 4 +
    &2 * x pow 2 * z +
    x pow 2 - &2 * x * y * z +
    &2 * y pow 2 * z pow 2 +
    &2 * y * z pow 2 +
    &2 * z pow 2 - &2 * x +
    &2 * y * z +
    &1 >=
    &0
```

9.3 Quantifier elimination

All these automatic procedures are limited to cases where all variables are (effectively) universally quantified. There are no tools available in the HOL Light core for arithmetical problems with a richer quantifier structure. There is however a more powerful procedure for the integers available in `Examples/cooper.ml`. This yields

INT_COOPER for the integers and COOPER_RULE for the naturals — they are so named because the underlying algorithm is due to Cooper (1972). They can handle complex quantifier structures and also properly exploit divisibility. However, they tend to be a lot slower than the basic INT_ARITH and ARITH_RULE, so should only be contemplated when those fail. For example:

```
# COOPER_RULE `ODD n ==> 2 * n DIV 2 < n`;;
val it : thm = |- ODD n ==> 2 * n DIV 2 < n
# COOPER_RULE `!n. n >= 8 ==> ?a b. n = 3 * a + 5 * b`;;
val it : thm = |- !n. n >= 8 ==> (?a b. n = 3 * a + 5 * b)
```

Actually a more general ‘quantifier elimination’ function is provided over the integers. The conversion COOPER_CONV will actually produce a quantifier-free *equivalent* for a formula with non-quantified variables. A similar function is available for the complex numbers in the Complex subdirectory, and a similar procedure for the reals, written by Sean McLaughlin (McLaughlin and Harrison 2005) is available in the Rqe subdirectory. For example the latter can solve the following formula with a non-trivial quantifier alternation:

```
# REAL_QELIM_CONV `!x. &0 <= x ==> ?y. y pow 2 = x`;;
val it : thm = |- (!x. &0 <= x ==> (?y. y pow 2 = x)) <=> T
```

and, given enough time, many much more interesting ones (we will see an example later).

10 Inductive definitions

HOL’s only primitive way of defining new constants is to make them equal by definition to some pre-existing term. (As we noted, function definitions with parameters are actually implemented as more basic definitions of lambda terms.) But it’s often convenient to be able to define things less explicitly. In particular it’s common, particularly in formal logic and computer science, to define a predicate P *inductively* by a series of *rules* of the form ‘if . . . then $P(t)$ ’ where the hypothesis of the rule may make assertions involving P . These rules are customarily written with a horizontal line separating the hypotheses (if any) from the conclusion. For example, the even-ness predicate (equivalently, the set of even numbers) E might be defined as a subset of the reals by these two rules, read respectively ‘0 is an even number’ and ‘if n is an even number, $n + 2$ is an even number’.

$$\frac{}{0 \in E}$$

$$\frac{n \in E}{(n + 2) \in E}$$

These closure properties do not in themselves determine E uniquely: the set of *all* natural numbers also satisfies them. But the special meaning of an inductive definition is that E is the *smallest* set closed under the rules — something is only in E if the rules compel it to be so.

This begs the question: how do we know in general that there is indeed a unique smallest set that satisfies the rules? In this case it's not too hard to see that the even numbers are indeed such a set, but the form of the rules might be such that it is less clear. For example, there are no sets *at all* closed under the following rule, let alone a smallest one:

$$\frac{n \notin E}{n \in E}$$

The trick HOL uses to turn an inductive definition into an explicit one is to define the inductive set as the intersection of all sets closed under the rules; in our case:

$$E = \bigcap \{s \mid 0 \in s \wedge \forall n. n \in s \Rightarrow (n + 2) \in s\}$$

It's not hard to see that if there is any set s closed under the rules, then $E \subseteq s$, simply because s is then one of the sets appearing in the intersection. So *if* E is itself closed under the rules, it is the least such set and therefore the inductively defined set we want. The only remaining burden of proof is to show that E is closed under the rules.

In general this cannot be done (as the impossible example above shows), but a simple and useful syntactic restriction is enough to ensure that it can be: the hypotheses of rules only make 'positive' assertions about membership in the set being defined. That is, rules may assert that some terms (perhaps infinitely many) are contained in the set being defined, but must never assert that anything is *not*. Our 'even numbers' example satisfies this: it is OK to say $0 \in E$ and $n \in E$, but the impossible example violates it because it makes the negative assertion $n \notin E$.²²

Subject to this constraint, HOL is able to prove the necessary properties to convert the inductive definition into an explicit one without user intervention; the user never needs to look explicitly at the underlying primitive definition. Let us see how this works. The set of rules is put together into a conjunction, and each rule is universally quantified over all variables other than the predicate being defined. One then applies `new_inductive_definition` to this term. (Note that the inductively defined object is always thought of as a *predicate* rather than a *set*: we must write $E(t)$ not $t \in E$ before passing it to `new_inductive_definition`. However it is easy to massage the theorem afterwards if one wants to think of it as a set.)

```
# new_inductive_definition `E(0) /\ (!n. E(n) ==> E(n + 2))`;;
val it : thm * thm * thm =
  (|- E 0 /\ (!n. E n ==> E (n + 2)),
   |- !E'. E' 0 /\ (!n. E' n ==> E' (n + 2)) ==> (!a. E a ==> E' a),
   |- !a. E a <=> a = 0 \\/ (?n. a = n + 2 /\ E n))
```

For each definition, three theorems are returned. The first is the 'rule' theorem asserting that indeed the predicate E is closed under the given rules. The second is an 'induction' theorem, which effectively states that this is the *least* such set: it says that if any other predicate E' satisfies the rules, then $E \subseteq E'$ (unravelling into $\forall a. E(a) \Rightarrow E'(a)$). The third theorem is a 'cases' theorem which allows one to conduct a case

²²One way of justifying this is via the Knaster-Tarski fixed-point theorem Knaster (1927, Tarski (1955), which we will prove later.

analysis on an object a such that $E(a)$: in such a case, either $a = 0$ or there is some n satisfying $E(n)$ such that $a = n + 2$. Let us capture these theorems by binding them to names:

```
# let E_RULES,E_INDUCT,E_CASES = it;;
```

To illustrate how the induction theorem may be used, let us prove the following goal:

```
# g `!n. E(n) ==> ?m. n = 2 * m`;;
```

we start by applying the induction theorem in much the same way as any other:

```
# e(MATCH_MP_TAC E_INDUCT THEN REPEAT STRIP_TAC);;
val it : goalstack = 2 subgoals (2 total)

  0 ['n = 2 * m']
  '?m. n + 2 = 2 * m'
  '?m. 0 = 2 * m'
```

The first goal is pretty easy: we just supply the witness 0 and do arithmetic:

```
# e(EXISTS_TAC `0` THEN ARITH_TAC);;
```

For the other case, let us rewrite the goal using the inductive hypothesis:

```
# e(ASM_REWRITE_TAC[]);;
val it : goalstack = 1 subgoal (1 total)

  0 ['n = 2 * m']
  '?m'. 2 * m + 2 = 2 * m'
```

Again it's not too hard to come up with the witness: just set $m' = m + 1$ and do a bit of arithmetic:

```
# e(EXISTS_TAC `m + 1` THEN ARITH_TAC);;
val it : goalstack = No subgoals
```

We can package this up into the following script:

```
# let E_EXISTS = prove
  (`!n. E(n) ==> ?m. n = 2 * m`,
  MATCH_MP_TAC E_INDUCT THEN REPEAT STRIP_TAC THENL
  [EXISTS_TAC `0` THEN ARITH_TAC;
  ASM_REWRITE_TAC[] THEN EXISTS_TAC `m + 1` THEN ARITH_TAC]);;
```

If we're prepared to use the quantifier elimination tools in `Examples/cooper.ml`, we can even let HOL find the witnesses, in which case the proof becomes a 1-liner:

```
# let E_EXISTS = prove
  (`!n. E(n) ==> ?m. n = 2 * m`,
  MATCH_MP_TAC E_INDUCT THEN CONV_TAC COOPER_RULE);;
```

10.1 The bug puzzle

I was recently presented with the following puzzle, and I decided it was a nice example to formalize in HOL. If you want to have fun solving the puzzle yourself, you might want to stop reading as soon as you've absorbed the following statement:

Three bugs are crawling on the coordinate plane. They move one at a time, and each bug will only crawl in a direction parallel to the line joining the other two. (a) If the bugs start out at $(0,0)$, $(3,0)$, and $(0,3)$, is it possible that after some time the first bug will end up back where it started, while the other two bugs switch places? (b) Can the bugs end up at $(1,2)$, $(2,5)$, and $(-2,3)$?

Although the points mentioned are all integers, the problem does not state any restriction to integer or rational intermediate points, so we will work over the reals:

```
prioritize_real();;
```

We will represent the position of the three bugs (say A , B and C) by an element of type $(\text{real}\#\text{real})\#(\text{real}\#\text{real})\#(\text{real}\#\text{real})$, with the three pairs giving the positions of the three bugs in terms of their x and y coordinates. Since only one bug moves at a time, we can appropriately formalize what can happen in one 'move' as follows:

```
# let move = new_definition
  `move ((ax,ay),(bx,by),(cx,cy)) ((ax',ay'),(bx',by'),(cx',cy')) <=>
    (?a. ax' = ax + a * (cx - bx) /\ ay' = ay + a * (cy - by) /\
      bx' = bx /\ by' = by /\ cx' = cx /\ cy' = cy) \/\
    (?b. bx' = bx + b * (ax - cx) /\ by' = by + b * (ay - cy) /\
      ax' = ax /\ ay' = ay /\ cx' = cx /\ cy' = cy) \/\
    (?c. ax' = ax /\ ay' = ay /\ bx' = bx /\ by' = by /\
      cx' = cx + c * (bx - ax) /\ cy' = cy + c * (by - ay))`;;
```

This defines a binary relation on positions, which is true precisely when the second position is reachable from the first in one move. Note that the parallelism requirement is encoded by the fact that the change in coordinates of the moving bug are the same integer multiple of the differences in the coordinates of the other bug.

However, the problem considers what can happen after an unlimited number of moves. How to we formalize that? One idea would be to explicitly say that there is a finite sequence of positions s_0, \dots, s_n with the appropriate initial and starting positions such that all the adjacent pairs between s_0 and s_n in the sequence are in the relation `move`. In HOL the idea of a sequence can be rereduced by making s a function from natural numbers into positions, and we might make a definition like this:

```
# `reachable p p' <=> ?n s. s(0) = p /\ s(n) = p' /\
  (!m. 0 <= m /\ m < n ==> move (s(n+1)) (s n))`;;
```

Although this works perfectly well, manipulating the kinds of expressions that arise on the right-hand-side is a bit tedious, especially for the HOL novice. We can do things much more simply by using an inductive definition:

```
# let reachable_RULES, reachable_INDUCT, reachable_CASES =
  new_inductive_definition
  `(!p. reachable p p) /\
  (!p q r. move p q /\ reachable q r ==> reachable p r)`;
```

So much for the formalization. How are we going to solve the puzzle? At this point we inject some human intelligence and make the observation that the permissible moves do not change the area of the triangle formed by the three bugs. (This of the two currently stationary bugs as the base of a triangle and the moving bug as the top vertex: the base is fixed since those two bugs don't move, and the height is fixed because of the parallelism restriction.) We can define the area as follows (think of the vector cross-product):

$$|(bx - ax)(cy - ay) - (cx - ax)(by - ay)|/2$$

Actually, it serves our purposes better to leave out the absolute-value function, so that we actually get the *oriented* area, positive or negative according to whether the bugs are oriented in a clockwise or anticlockwise direction. (We could also leave out the factor of two, since it doesn't matter for our purposes, but then the name seems a bit misleading.)

```
# let oriented_area = new_definition
  `oriented_area ((ax,ay),(bx,by),(cx,cy)) =
  ((bx - ax) * (cy - ay) - (cx - ax) * (by - ay)) / &2`;
```

Now we want to formally prove what we claimed above, that the oriented area is not changed by one bug's permitted moves:

```
# g `!p p'. move p p' ==> oriented_area p = oriented_area p'`;
```

Since the positions p and p' are sextuples and the defining equations for `move` and `oriented_area` require these to be expanded into their components, we rewrite with the following which expands out universal quantification over a pair:

```
# FORALL_PAIR_THM;
val it : thm = |- (!p. P p) <=> (!p1 p2. P (p1,p2))
```

Rewriting with this and the definitions we get a goal that may look somewhat frightening, especially thanks to the liberally primed names HOL has introduced for the components:

```

e(REWRITE_TAC[FORALL_PAIR_THM; move; oriented_area]);;
`!p1 p2 p1' p2' p1'' p2'' p1''' p2''' p1'''' p2'''' p1''''' p2''''' p1'''''' p2''''''
  (?a. p1'''' = p1 + a * (p1'' - p1') /\
    p2'''' = p2 + a * (p2'' - p2') /\
    p1'''' = p1' /\
    p2'''' = p2' /\
    p1'''''' = p1'' /\
    p2'''''' = p2'' /\
  (?b. p1'''''' = p1' + b * (p1 - p1'') /\
    p2'''''' = p2' + b * (p2 - p2'') /\
    p1'''' = p1 /\
    p2'''' = p2 /\
    p1'''''''' = p1'' /\
    p2'''''''' = p2'' /\
  (?c. p1'''''' = p1 /\
    p2'''''' = p2 /\
    p1'''''''' = p1' /\
    p2'''''''' = p2' /\
    p1'''''''''' = p1'' + c * (p1' - p1) /\
    p2'''''''''' = p2'' + c * (p2' - p2))
==> ((p1' - p1) * (p2'' - p2) - (p1'' - p1) * (p2' - p2)) / &2 =
  ((p1'''''' - p1''') * (p2'''''' - p2''') -
  (p1'''''''' - p1''''') * (p2'''''''' - p2''''')) /
&2`

```

However it's “just algebra”, so:

```

# e(CONV_TAC REAL_RING);;
...
val it : goalstack = No subgoals

```

This proof can be packaged up into a script as:

```

# let MOVE_INVARIANT = prove
  (`!p p'. move p p' ==> oriented_area p = oriented_area p'',
  REWRITE_TAC[FORALL_PAIR_THM; move; oriented_area] THEN CONV_TAC REAL_RING);;

```

Now we need to prove the same thing for any sequence of moves. We see now the elegance and simplicity of defining `reachable` inductively: we just need to apply the induction theorem and do basic first-order reasoning with the lemma just proved.²³

```

# let REACHABLE_INVARIANT = prove
  (`!p p'. reachable p p' ==> oriented_area p = oriented_area p'',
  MATCH_MP_TAC reachable_INDUCT THEN MESON_TAC[MOVE_INVARIANT]);;

```

Now we can actually prove that the answer to both parts of the puzzle is ‘no’, because the claimed configurations violate the invariance of the oriented area. First of all part (a):

```

# g`~(reachable ((&0,&0),(&3,&0),(&0,&3)) ((&0,&0),(&0,&3),(&3,&0)))`;;

```

As so often, we start with `STRIP_TAC`; note that this also deals with a negated goal $\neg p$ as if it were $p \Rightarrow \perp$ and puts p in the assumptions.

²³A courageous reader might like to try to perform the same proof for the explicitly sequential definition above. It will certainly be quite a lot harder.

```
# e STRIP_TAC;;
val it : goalstack = 1 subgoal (1 total)

  0 ['reachable ((&0,&0),(&3,&0),&0,&3) ((&0,&0),(&0,&3),&3,&0)']

'F'
```

Now we apply the invariance lemma and put the result back into the conclusion of the goal:

```
# e(FIRST_ASSUM(MP_TAC o MATCH_MP REACHABLE_INVARIANT));;
val it : goalstack = 1 subgoal (1 total)

  0 ['reachable ((&0,&0),(&3,&0),&0,&3) ((&0,&0),(&0,&3),&3,&0)']

'oriented_area ((&0,&0),(&3,&0),&0,&3) =
oriented_area ((&0,&0),(&0,&3),&3,&0)
==> F'
```

We can now prove the result just by expanding the definition of `oriented_area` and doing arithmetic. Note that for this part the use of the *oriented* area was actually crucial: the scalar area is unchanged, but the orientation of the bugs has been flipped.

```
# e(REWRITE_TAC[oriented_area] THEN REAL_ARITH_TAC);;
val it : goalstack = No subgoals
```

Precisely the same sequence of steps solves the other part, and we may as well package it up. Note that for the sake of completeness we show that none of the potential 6 arrangements of the bugs as the vertices of the triangle are possible.

```
# let IMPOSSIBILITY_B = prove
  (~ (reachable ((&0,&0),(&3,&0),(&0,&3)) ((&1,&2),(&2,&5),(-- &2,&3)) \ /
    reachable ((&0,&0),(&3,&0),(&0,&3)) ((&1,&2),(-- &2,&3),(&2,&5)) \ /
    reachable ((&0,&0),(&3,&0),(&0,&3)) ((&2,&5),(&1,&2),(-- &2,&3)) \ /
    reachable ((&0,&0),(&3,&0),(&0,&3)) ((&2,&5),(-- &2,&3),(&1,&2)) \ /
    reachable ((&0,&0),(&3,&0),(&0,&3)) ((-- &2,&3),(&1,&2),(&2,&5)) \ /
    reachable ((&0,&0),(&3,&0),(&0,&3)) ((-- &2,&3),(&2,&5),(&1,&2)))',
  STRIP_TAC THEN FIRST_ASSUM(MP_TAC o MATCH_MP REACHABLE_INVARIANT) THEN
  REWRITE_TAC[oriented_area] THEN REAL_ARITH_TAC);;
```

A slightly different alternative to the first line would be the following, which the reader may like to decipher:

```
MATCH_MP_TAC(ONCE_REWRITE_RULE[GSYM CONTRAPOS_THM] REACHABLE_INVARIANT)
```

It was pointed out to me by Freek Wiedijk that there is an interesting converse to the reasoning above. Any transformation from one triangle to another with the same oriented area can be achieved by using successive ‘two vertices remain stationary and the other moves parallel to the line joining them’ steps; at most 7 steps are needed, and I am not sure if 5 or 6 is enough. However, this theorem is somewhat more difficult to formalize, and we will not dwell on it here.

11 Wellfounded induction

By now we've seen several proofs by induction formalized in HOL. The most familiar induction principle is probably traditional 'mathematical induction', as formalized in `num_INDUCTION`. But sometimes the 'step-by-step' nature of this induction doesn't contribute to the argument as we want. A more "powerful" induction principle is wellfounded induction (also variously known as 'complete induction', 'noetherian induction' and 'course-of-values induction'). It allows us to establish the required result $P(n)$ by assuming that $P(m)$ holds for all $m < n$, not just for $m = n - 1$. At first sight it might seem that we need a base case, but note that for $n = 0$ there are no $m < n$ so in this case we simply need to prove $P(0)$ with no assumptions as before.

```
# num_WF;;
val it : thm = |- !P. (!n. (!m. m < n ==> P m) ==> P n) ==> (!n. P n)
```

We put "powerful" in quotes because it's not actually hard to derive wellfounded induction from mathematical induction. Here's how we could do it if it weren't already pre-proved:

```
# g(concl num_WF);;
val it : goalstack = 1 subgoal (1 total)

`!P. (!n. (!m. m < n ==> P m) ==> P n) ==> (!n. P n)`
```

We start with a couple of routine steps to break down the goal and put the antecedent into the hypotheses:

```
# e(STRIPE_TAC THEN STRIP_TAC);;
val it : goalstack = 1 subgoal (1 total)

0 [ `!n. (!m. m < n ==> P m) ==> P n` ]

`!n. P n`
```

The trick now is to prove a more general fact that implies what we want. The tactic `SUBGOAL_THEN` allows us to split this off as a lemma and assume it in our main goal. (Instead of `ASSUME_TAC`, adding the lemma to the assumptions, we could choose to do something else with it, e.g. rewrite with it.)

```
# e(SUBGOAL_THEN `!n m. m < n ==> P m` ASSUME_TAC);;
val it : goalstack = 2 subgoals (2 total)

0 [ `!n. (!m. m < n ==> P m) ==> P n` ]
1 [ `!n m. m < n ==> P m` ]

`!n. P n`

0 [ `!n. (!m. m < n ==> P m) ==> P n` ]

`!n m. m < n ==> P m`
```

The lemma, by design, is nicely amenable to conventional induction. We just need to use first-order automation to finish off the subgoals using the recursive definition of `LT`:

```
# LT;;
val it : thm = |- (!m. m < 0 <=> F) /\ (!m n. m < SUC n <=> m = n \/ m < n)
# e(INDUCT_TAC THEN ASM_MESON_TAC[LT]);;
```

The same use of MESON will also deduce our original goal from the lemma (since it shows that $n < \text{SUC}(n)$).

```
# e(ASM_MESON_TAC[LT]);;
...
val it : goalstack = No subgoals
```

The entire proof can be packaged up as follows.

```
let num_WF = prove
  (!P. (!n. (!m. m < n ==> P m) ==> P n) ==> (!n. P n)',
  STRIP_TAC THEN STRIP_TAC THEN
  SUBGOAL_THEN '(!n m. m < n ==> P m' ASSUME_TAC THENL
    [INDUCT_TAC THEN ASM_MESON_TAC[LT]; ASM_MESON_TAC[LT]]);;
```

11.1 Irrationality of $\sqrt{2}$

One famous ‘impossibility’ proof in mathematics is the irrationality of $\sqrt{2}$, i.e. the fact that there are no integers p and q such that $\sqrt{2} = p/q$. The key part of this can be expressed as a lemma about natural numbers:

```
# g '!p q. p * p = 2 * q * q ==> q = 0';;
```

We’ll prove it by wellfounded induction (on p):

```
# e(MATCH_MP_TAC num_WF);;
val it : goalstack = 1 subgoal (1 total)

'!p. (!m. m < p ==> (!q. m * m = 2 * q * q ==> q = 0))
==> (!q. p * p = 2 * q * q ==> q = 0)'
```

We slightly rewrite the goal to move the universal quantifiers over q outwards, then break it down:

```
# e(REWRITE_TAC[RIGHT_IMP_FORALL_THM] THEN REPEAT STRIP_TAC);;
val it : goalstack = 1 subgoal (1 total)

0 ['!m q. m < p ==> m * m = 2 * q * q ==> q = 0']
1 ['p * p = 2 * q * q']

'q = 0'
```

Now comes the key idea of the proof. From the fact that $p^2 = 2q^2$ we deduce that p is even. We apply the EVEN predicate to the (only) equational assumption and put it in the goal. Note that AP_TERM is a degenerate case of MK_COMB, which takes us from $\vdash x = y$ to $\vdash f(x) = f(y)$:

```
# e(FIRST_ASSUM(MP_TAC o AP_TERM 'EVEN'));;
val it : goalstack = 1 subgoal (1 total)

0 ['!m q. m < p ==> m * m = 2 * q * q ==> q = 0']
1 ['p * p = 2 * q * q']

'(EVEN (p * p) <=> EVEN (2 * q * q)) ==> q = 0'
```

We now use the pre-proved theorem showing how the even-ness of a product can be expressed in terms of the even-ness of the two terms, as well as ARITH, which is a set of rewrite rules that can evaluate arithmetical constant expressions. (It's less efficient than the custom conversion NUM_REDUCE_CONV but since it's just a theorem it's easy to throw into a set of rewrites.)

```
# e(REWRITE_TAC[EVEN_MULT; ARITH]);;
val it : goalstack = 1 subgoal (1 total)

0 [ '!m q. m < p ==> m * m = 2 * q * q ==> q = 0' ]
1 [ 'p * p = 2 * q * q' ]

'EVEN p ==> q = 0'
```

We've got the fact that p is even. If we rewrite with the theorem that $\vdash \text{EVEN}(p) \Leftrightarrow \exists m. p = 2m$ we get this:

```
# e(REWRITE_TAC[EVEN_EXISTS]);;
val it : goalstack = 1 subgoal (1 total)

0 [ '!m q. m < p ==> m * m = 2 * q * q ==> q = 0' ]
1 [ 'p * p = 2 * q * q' ]

'?m. p = 2 * m ==> q = 0'
```

So we can fix such an m and replace p with $2m$ everywhere in the goal. Note that HOL automatically renames the bound variable in assumption 0 to avoid clashing with m :

```
# e(DISCH_THEN(X_CHOOSE_THEN 'm:num' SUBST_ALL_TAC));;
val it : goalstack = 1 subgoal (1 total)

0 [ '!m' q. m' < 2 * m ==> m' * m' = 2 * q * q ==> q = 0' ]
1 [ '(2 * m) * 2 * m = 2 * q * q' ]

'q = 0'
```

Now we're ready to use the inductive hypothesis, and we set the variables in it as follows. Note that the reduction in the induction variable is from $2m$ to q , far from a simple transition from $n + 1$ to n , so the generality of wellfounded induction was really needed.

```
# e(FIRST_X_ASSUM(MP_TAC o SPECL ['q:num'; 'm:num']));;
val it : goalstack = 1 subgoal (1 total)

0 [ '(2 * m) * 2 * m = 2 * q * q' ]

'(q < 2 * m ==> q * q = 2 * m * m ==> m = 0) ==> q = 0'
```

The remaining steps are straightforward but need manual intervention, since there's a bit of nonlinear reasoning required.²⁴ First note that $q^2 = 2m^2$ in the goal is equivalent to $(2m)^2 = 2q^2$ which we have as an assumption. Moreover $q < 2m \Rightarrow m = 0$ is just equivalent to $\neg(q < 2m)$ since $q < 0$ is impossible. Using ARITH_RULE we can fold both these transformations together:

²⁴If you have the SOS tools installed, you can just solve this automatically.

```
# e(ASM_REWRITE_TAC[ARITH_RULE
  `q < 2 * m ==> q * q = 2 * m * m ==> m = 0 <=>
   (2 * m) * 2 * m = 2 * q * q ==> 2 * m <= q']);
val it : goalstack = 1 subgoal (1 total)

  0 [ `(2 * m) * 2 * m = 2 * q * q` ]

`2 * m <= q ==> q = 0`
```

Things are pretty easy now: if $2m \leq q$ then $(2m)^2 \leq q^2$; but from the assumption $(2m)^2 = 2q^2$ this gives $2q^2 \leq q^2$, so $q^2 = 0$, so $q = 0$ as required. If we furnish it with the various arithmetical assumptions underlying the last sentence, MESON can finish the job:

```
# e(ASM_MESON_TAC[LE_MULT2; MULT_EQ_0; ARITH_RULE `2 * x <= x <=> x = 0`]);
...
val it : goalstack = No subgoals
```

This entire proof can be packaged as follows:

```
let NSQRT_2 = prove
  (`!p q. p * p = 2 * q * q ==> q = 0`,
  MATCH_MP_TAC num_WF THEN REWRITE_TAC[RIGHT_IMP_FORALL_THM] THEN
  REPEAT STRIP_TAC THEN FIRST_ASSUM(MP_TAC o AP_TERM `EVEN`) THEN
  REWRITE_TAC[EVEN_MULT; ARITH] THEN REWRITE_TAC[EVEN_EXISTS] THEN
  DISCH_THEN(X_CHOOSE_THEN `m:num` SUBST_ALL_TAC) THEN
  FIRST_X_ASSUM(MP_TAC o SPECL [`q:num'; `m:num']) THEN
  ASM_REWRITE_TAC[ARITH_RULE
    `q < 2 * m ==> q * q = 2 * m * m ==> m = 0 <=>
     (2 * m) * 2 * m = 2 * q * q ==> 2 * m <= q`] THEN
  ASM_MESON_TAC[LE_MULT2; MULT_EQ_0; ARITH_RULE `2 * x <= x <=> x = 0`]);
```

11.2 Wellfoundedness

The usual ordering on natural numbers is not the only one with the property expressed by `num_WF`. (Note that besides being *prima facie* stronger than ordinary mathematical induction, wellfounded induction makes sense more generally since it only depends on the ordering, not addition etc.) Any binary relation with this property is said to be *wellfounded*. The HOL definition of this concept is actually slightly different: a relation \ll is wellfounded if each nonempty set/predicate has a \ll -minimal element:

```
# WF;;
val it : thm =
  |- !(<<). WF (<<) <=>
    (!P. (?x. P x) ==> (?x. P x /\ (!y. y << x ==> ~P y)))
```

However, it is proved to be equivalent to the admissibility of wellfounded induction;

```
# WF_IND;;
val it : thm =
  |- WF (<<) <=> (!P. (!x. (!y. y << x ==> P y) ==> P x) ==> (!x. P x))
```

as well as the admissibility of *definitions* by recursion. We will not consider the underlying theory of wellfoundedness here, but in the next section we will see how HOL can use it to automate some classes of recursive definitions.

12 Changing proof style

Our proofs in HOL have mostly been specified as strings of tactics, or sometimes by more direct use of forward inference rules and conversions. This is somewhat remote from the style normally used in mathematics books and papers. It seems inevitable that a proof for machine consumption will need to be specified in a rather precise and formal style, but need it be so *very* different from a “hand” proof?

Superficially, the difference manifests itself as follows: a hand proof is a more-or-less natural mix of English and formal algebraic symbols, while a HOL proof is a sequence of upper-case identifiers based on a somewhat obscure and arbitrary naming convention. However, looking past the superficial syntactic differences, a more fundamental distinction is that the HOL proofs are highly *procedural*. At all stages one specifies the action to be taken to get from one ‘proof state’ (say theorem or subgoal) to another (strip off a universal quantifier, rewrite with this theorem, chain backwards using that lemma). However, a typical hand proof is more *declarative*, generally specifying intermediate steps explicitly but not the method by which one passes between them. For example, take the proof in Hardy and Wright (1979) that $\sqrt{2}$ is irrational:

The traditional proof ascribed to Pythagoras runs as follows. If $\sqrt{2}$ is rational, then the equation

$$a^2 = 2b^2 \tag{4.3.1}$$

is soluble in integers a, b with $(a, b) = 1$. Hence a^2 is even, and therefore a is even. If $a = 2c$, then $4c^2 = 2b^2$, $2c^2 = b^2$, and b is also even, contrary to the hypothesis that $(a, b) = 1$.

Contrast this with the proof we conducted in HOL, which is structured slightly differently but formalizes essentially the same pattern of reasoning:

```
# let NSQRT_2 = prove
  (`!p q. p * p = 2 * q * q ==> q = 0`,
  MATCH_MP_TAC num_WF THEN REWRITE_TAC[RIGHT_IMP_FORALL_THM] THEN
  REPEAT STRIP_TAC THEN FIRST_ASSUM(MP_TAC o AP_TERM `EVEN`) THEN
  REWRITE_TAC[EVEN_MULT; ARITH] THEN REWRITE_TAC[EVEN_EXISTS] THEN
  DISCH_THEN(X_CHOOSE_THEN `m:num` SUBST_ALL_TAC) THEN
  FIRST_X_ASSUM(MP_TAC o SPECL [`q:num`; `m:num`]) THEN
  ASM_REWRITE_TAC[ARITH_RULE
  `q < 2 * m ==> q * q = 2 * m * m ==> m = 0 <=>
  (2 * m) * 2 * m = 2 * q * q ==> 2 * m <= q`] THEN
  ASM_MESON_TAC[LE_MULT2; MULT_EQ_0; ARITH_RULE `2 * x <= x <=> x = 0`]);;
```

The hand proof explicitly indicates the sequence of deductions (a^2 is even ... a is even ... b is even ...), but doesn’t expand on how one gets from one to the next, which is considered “obvious”. In complete contrast, the HOL proof does not give the intermediate steps explicitly but *does* specify the procedure for getting from one to the other. One practical consequence is that even knowing in great detail (as I do and the reader might by now) how all the key things like REWRITE_TAC behave, it is for most of us almost impossible to trace through the proof mentally without running through it step-by-step in a HOL session. It’s very much like trying to visualize a chess game from the sequence of moves given in a newspaper without using a board, but even more difficult because the basic steps in HOL are more complicated.

12.1 Towards more readable proofs

It is certainly not impossible to accept more declarative proofs in a theorem prover. Indeed Mizar (Trybulec and Blair 1985; Rudnicki 1992) has long supported such a style, and we will now try to create something more Mizar-like, with tactic-based constructs that naturally yield a more declarative proof structure. For a start, we want to avoid using things like `STRIP_TAC` and `GEN_TAC`, since they break down the goal and add new assumptions in a way that is difficult for the user to visualize. For breaking down universally quantified goals, we will insist that the user supplies the desired variable name. This is already exactly what `X_GEN_TAC` does, but we'll give it a more intuitive name and apply it to a list of variables:

```
# let fix ts = MAP_EVERY X_GEN_TAC ts;;
```

We want to keep the basic `DISCH_TAC` function, but oblige the user to explicitly give the term being transferred to the assumptions and give it a label. And of course, we want the tactic to check consistency of the given term with the goal:

```
# let assume lab t =  
  DISCH_THEN(fun th -> if concl th = t then LABEL_TAC lab th  
                      else failwith "assume");;
```

For example, suppose we start with this goal:

```
# g `!x y. x + y = 1 ==> x * y = 0`;;  
val it : goalstack = 1 subgoal (1 total)  
  
`!x y. x + y = 1 ==> x * y = 0`
```

We can eliminate the universal quantifier by fixing variables. One might in fact want to restrict the user to the variables in the goal, since the changing names can also be difficult to visualize. Still, at the moment we make no such restriction:

```
# e(fix ['m:num'; 'n:num']);;  
val it : goalstack = 1 subgoal (1 total)  
  
`m + n = 1 ==> m * n = 0`
```

whereas we do restrict `assume`:

```
# e(assume "*" `x + y = 1`);;  
Exception: Failure "assume".  
# e(assume "*" `m + n = 1`);;  
val it : goalstack = 1 subgoal (1 total)  
  
0 [`m + n = 1`] (*)  
  
`m * n = 0`
```

Right at the end, we expect to solve a goal by applying the last tactic. The following is just a little piece of syntactic sugar around this:

```
# let we're finished tac = tac;;  
val we're : 'a -> 'b -> 'b = <fun>
```

Note that the first argument is ignored, so you can equally well write `we're complete`, and if done weren't a reserved word in OCaml you could write `we're done`. But assuming we won't be able to finish off the goal in one step, we need to be able to reduce the goal to another one that implies it:

```
# let suffices_to_prove q tac = SUBGOAL_THEN q (fun th -> MP_TAC th THEN tac);;
```

This simply sets up the given subgoal `q` and uses the tactic `tac` to prove that it implies the original goal. We will see that this pattern of constructs based on a justifying tactic is repeated a few times. The dual process, of deducing a new assumption from what we have already, is implemented as two constructs `note` and `have`. The only difference is that the former requires an explicit label for the new assumption. Once again, it requires a tactic that justifies *why* the new assumption follows from what we already have:

```
# let note (lab,t) tac =
  SUBGOAL_THEN t MP_TAC THENL [tac; ALL_TAC] THEN
  DISCH_THEN(fun th -> LABEL_TAC lab th);;
val note : string * term -> tactic -> tactic = <fun>
# let have t = note("",t);;
val have : term -> tactic -> tactic = <fun>
```

Instead of just adding a new fact to the assumptions, we may want to first (i) perform a case analysis over it if it's a disjunction, or (ii) eliminate the existentially quantified variable. Again these are quite simple to code. Think of the construct `consider(x, lab, t)` as: consider an `x` such that (call this 'lab') `t`:

```
# let cases (lab,t) tac =
  SUBGOAL_THEN t MP_TAC THENL [tac; ALL_TAC] THEN
  DISCH_THEN(REPEAT_TCL DISJ_CASES_THEN (LABEL_TAC lab));;

# let consider (x,lab,t) tac =
  let tm = mk_exists(x,t) in
  SUBGOAL_THEN tm (X_CHOOSE_THEN x (LABEL_TAC lab)) THENL [tac; ALL_TAC];;
```

These constructs certainly seem more readable than the conventional tactic scripts. But then we still need ordinary HOL tactics to be plugged in as the justification. At least we can introduce some more readable notation for some of the common 'big gun' tactics:

```
# let trivial = MESON_TAC[];;
# let algebra = CONV_TAC NUM_RING;;
# let arithmetic = ARITH_TAC;;
```

These tactics are atomic, and don't have any parameters. But since in general we will want to appeal to particular assumptions by label name, we include the following construct. Note that *it* is applied to the core tactic, rather than vice versa.

```
# let by labs tac = MAP EVERY (fun l -> USE_THEN l MP_TAC) labs THEN tac;;
```

Sometimes, we'll also want to use an existing HOL theorem. Since theorems and label names are different types, we need a different construct, though it's conceptually doing the same thing:

```
# let using ths tac = MAP EVERY MP_TAC ths THEN tac;;
```

It's particularly common to have chains of reasoning where we always use the previous item in the chain. It gets a bit tedious always needing to label each stage and explicitly invoke it in the next stage, so we set up the following to do it implicitly:

```
# let so constr arg tac = constr arg (FIRST_ASSUM MP_TAC THEN tac);;
```

12.2 Example

Let us return to the proof we were discussing:

```
# g `!p q. p * p = 2 * q * q ==> q = 0`;;
```

Our original proof started out with `MATCH_MP_TAC num_WF`. While admirably concise, this simply replaced the existing goal with one that is not quite trivial to visualize. In our goal to be more declarative, we use the following instead:

```
# e(suffices_to_prove
  `!p. (!m. m < p ==> (!q. m * m = 2 * q * q ==> q = 0))
    ==> (!q. p * p = 2 * q * q ==> q = 0)`
  (MATCH_ACCEPT_TAC num_WF));;
val it : goalstack = 1 subgoal (1 total)

`!p. (!m. m < p ==> (!q. m * m = 2 * q * q ==> q = 0))
  ==> (!q. p * p = 2 * q * q ==> q = 0)`
```

The effect is exactly the same. But the difference is that we didn't need to run the tactic to see the new goal. Now we proceed with breaking down the goal:

```
# e(fix ['p:num'] THEN
  assume("A" ) `!m. m < p ==> !q. m * m = 2 * q * q ==> q = 0` THEN
  fix ['q:num'] THEN
  assume("B") `p * p = 2 * q * q`);;
val it : goalstack = 1 subgoal (1 total)

0 [ `!m. m < p ==> (!q. m * m = 2 * q * q ==> q = 0)` ] (A)
1 [ `p * p = 2 * q * q` ] (B)

`q = 0`
```

Now we construct a little chain of inferences leading from our current assumptions and culminating in $\exists m. p = 2m$. Note that we use the `so` construct to link to the previous fact deduced, currently B:

```
# e(so have `EVEN(p * p) <=> EVEN(2 * q * q)` (trivial));;
...
val it : goalstack = 1 subgoal (1 total)

0 [ `!m. m < p ==> (!q. m * m = 2 * q * q ==> q = 0)` ] (A)
1 [ `p * p = 2 * q * q` ] (B)
2 [ `EVEN (p * p) <=> EVEN (2 * q * q)` ]

`q = 0`
```

For the next step we need to invoke some external arithmetical lemmas about evenness:

```
# e(so have 'EVEN(p)' (using [ARITH; EVEN_MULT] trivial));;
...
val it : goalstack = 1 subgoal (1 total)

0 [ '!m. m < p ==> (!q. m * m = 2 * q * q ==> q = 0)' ] (A)
1 [ 'p * p = 2 * q * q' ] (B)
2 [ 'EVEN (p * p) <=> EVEN (2 * q * q)' ]
3 [ 'EVEN p' ]

'q = 0'
```

Now we finally get $\exists m. p = 2m$ and pick a variable m , labelling the new assumption $p = 2m$:

```
# e(so consider ('m:num', "C", 'p = 2 * m') (using [EVEN_EXISTS] trivial));;
...
val it : goalstack = 1 subgoal (1 total)

0 [ '!m. m < p ==> (!q. m * m = 2 * q * q ==> q = 0)' ] (A)
1 [ 'p * p = 2 * q * q' ] (B)
2 [ 'EVEN (p * p) <=> EVEN (2 * q * q)' ]
3 [ 'EVEN p' ]
4 [ 'p = 2 * m' ] (C)

'q = 0'
```

We'll handle the rest of the proof in a somewhat more explicit way than previously, by performing a case analysis over $q < p \vee p \leq q$.

```
# e(cases ("D", 'q < p \vee p <= q') (arithmetic));;
val it : goalstack = 2 subgoals (2 total)

...

0 [ '!m. m < p ==> (!q. m * m = 2 * q * q ==> q = 0)' ] (A)
1 [ 'p * p = 2 * q * q' ] (B)
2 [ 'EVEN (p * p) <=> EVEN (2 * q * q)' ]
3 [ 'EVEN p' ]
4 [ 'p = 2 * m' ] (C)
5 [ 'q < p' ] (D)

'q = 0'
```

Now we use the assumption 'A' by specializing the first quantifier to q and using the new assumption 'D'. We don't have to be too explicit:

```
# e(so have 'q * q = 2 * m * m ==> m = 0' (by ["A"] trivial));;
...
val it : goalstack = 1 subgoal (2 total)

0 [ '!m. m < p ==> (!q. m * m = 2 * q * q ==> q = 0)' ] (A)
1 [ 'p * p = 2 * q * q' ] (B)
2 [ 'EVEN (p * p) <=> EVEN (2 * q * q)' ]
3 [ 'EVEN p' ]
4 [ 'p = 2 * m' ] (C)
5 [ 'q < p' ] (D)
6 [ 'q * q = 2 * m * m ==> m = 0' ]

'q = 0'
```

and now we can finish the goal by simple algebra:

```

# e(so we're finished (by ["B"; "C"] algebra));
...
val it : goalstack = 1 subgoal (1 total)

0 [!m. m < p ==> (!q. m * m = 2 * q * q ==> q = 0)] (A)
1 [!p * p = 2 * q * q] (B)
2 [!EVEN (p * p) <=> EVEN (2 * q * q)]
3 [!EVEN p]
4 [!p = 2 * m] (C)
5 [!p <= -q] (D)

!q = 0

```

For the other goal, we use nonlinear inequality reasoning, so we need to explicitly indicate the lemmas rather than relying on a standard decision procedure:

```

# e(so have !p * p <= q * q (using [LE_MULT2] trivial));
...
val it : goalstack = 1 subgoal (1 total)

0 [!m. m < p ==> (!q. m * m = 2 * q * q ==> q = 0)] (A)
1 [!p * p = 2 * q * q] (B)
2 [!EVEN (p * p) <=> EVEN (2 * q * q)]
3 [!EVEN p]
4 [!p = 2 * m] (C)
5 [!p <= -q] (D)
6 [!p * p <= q * q]

!q = 0

```

but otherwise we can use decision procedures to link the steps:

```

# e(so have !q * q = 0 (by ["B"] arithmetic) THEN
  so we're finished (algebra));
...
val it : goalstack = No subgoals

```

12.3 The right style?

We always like to show tactic proofs in one piece, for the sake of completeness. But in this case, looking at the whole thing together is of particular interest:

```

let NSQRT_2 = prove
  (!p q. p * p = 2 * q * q ==> q = 0,
  suffices_to_prove
    !p. (!m. m < p ==> (!q. m * m = 2 * q * q ==> q = 0))
      ==> (!q. p * p = 2 * q * q ==> q = 0))
  (MATCH_ACCEPT_TAC num_WF) THEN
  fix [!p:num] THEN
  assume("A") !m. m < p ==> !q. m * m = 2 * q * q ==> q = 0 THEN
  fix [!q:num] THEN
  assume("B") !p * p = 2 * q * q THEN
  so have !EVEN(p * p) <=> EVEN(2 * q * q) (trivial) THEN
  so have !EVEN(p) (using [ARITH; EVEN_MULT] trivial) THEN
  so consider (m:num, "C", !p = 2 * m) (using [EVEN_EXISTS] trivial) THEN
  cases ("D", !q < p \ / p <= -q) (arithmetic) THENL
  [so have !q * q = 2 * m * m ==> m = 0 (by ["A"] trivial) THEN
   so we're finished (by ["B"; "C"] algebra);
  ]
  so have !p * p <= q * q (using [LE_MULT2] trivial) THEN
  so have !q * q = 0 (by ["B"] arithmetic) THEN
  so we're finished (algebra)];

```

We would like to claim that this proof can be read in isolation, without running it in HOL. For each step, every fact we used is clearly labelled somewhere else in the proof, and every assumption is given explicitly. The reader might like to study the proof to see how easy it is to read it without running it. If some bits still seem obscure, how about adding new intermediate steps so the ‘jumps’ are smaller?

It seems that procedural and declarative styles of proof both have their merits (Harrison 1996c). Procedural scripts can be obscure and hard to understand, but declarative scripts can be unduly verbose and lacking in programmability. Our present setup just makes ‘declarative’ steps into ordinary tactics, following Wiedijk (2001), so parts in the declarative style can be mixed with arbitrary tactic steps. For example, you could replace the first step with `MATCH_MP_TAC num_WF` after all. Moreover, since we’re still inside the OCaml read-eval-print loop, you don’t have to stop with the particular constructs we’ve defined, but can implement your own. In the subdirectory `Mizarlight` you can find Wiedijk’s original “Mizar Light” system together with two proofs using this style of duality in projective geometry, one using existing automated tools like `MESON` to fill the gaps, the other using a custom prover modelled on Mizar’s own.

So while in what follows we will mostly do proofs by ‘traditional HOL’ tactic scripts, you might like to do something different. Perhaps even the new proof steps are still too stylized for your taste, because they’re forced to fit into a consistent OCaml typing scheme. For example, it might be nice if labels could just be omitted when not wanted, and you might even want to parse a more ‘English-like’ formal text rather than directly plugging together OCaml constructs. The point is that HOL’s arbitrary programmability means that when you don’t like a particular feature, you don’t have to take it lying down.

13 Recursive definitions

It’s often convenient to define a function f *recursively*, where a value $f(x)$ may be defined in terms of f itself. A classic example is the sequence of *Fibonacci numbers* 1, 1, 2, 3, 5, 8, 13, 21 . . . , where each number in the sequence is defined to be the sum of the previous two. Here the recursive definition is $F_{n+2} = F_{n+1} + F_n$ (as well as the base cases $F_0 = F_1 = 1$). In OCaml we can define a function recursively by adding the keyword `rec` after the `let`:

```
# let rec fib n = if n = 0 or n = 1 then 1 else fib(n - 1) + fib(n - 2);;
val fib : int -> int = <fun>
# fib 7;;
val it : int = 21
# fib 8;;
val it : int = 34
```

Moving from OCaml to the HOL analog, the basic `new_definition` does not permit recursive definitions:

```
# let fib = new_definition
  `fib n = if n = 0 \ / n = 1 then 1 else fib(n - 1) + fib(n - 2)`;;
Exception: Failure "new_definition: term not closed".
```

but there is a more powerful principle called simply `define`, which can often automatically justify simple recursive definitions by reducing them to more primitive principles:

```
# let fib = define
  `fib n = if n = 0 \/\ n = 1 then 1 else fib(n - 1) + fib(n - 2)`;;
val fib : thm =
|- fib n = (if n = 0 \/\ n = 1 then 1 else fib (n - 1) + fib (n - 2))
```

Instead of expressing case distinctions using a conditional expression, it's often more convenient to have a conjunction of clauses, each covering distinct cases:

```
# let fib2 = define
  `(fib2 0 = 1) /\
  (fib2 1 = 1) /\
  (fib2 (n + 2) = fib2(n) + fib2(n + 1))`;;
val fib2 : thm =
|- fib2 0 = 1 /\ fib2 1 = 1 /\ fib2 (n + 2) = fib2 n + fib2 (n + 1)
```

You can do something similar in OCaml using the `match` construct:

```
# let rec fib2 n =
  match n with
  | 0 -> 1
  | 1 -> 1
  | n -> fib2(n - 1) + fib2(n - 2)`;;
val fib2 : int -> int = <fun>
# fib2 8;;
```

The similarities are clear, but so are the differences. First, OCaml does not allow the user to pattern-match against $n + 2$, so the analog of the HOL definition will be rejected there. The difficulty is in proving that there is a *unique* n corresponding to each value of $n + 2$. In this case it is easy, and HOL has no trouble justifying it, but in general it can be false or arbitrarily difficult to prove, so OCaml places strong syntactic restrictions on patterns. HOL will also fail if more difficult reasoning is required or if the uniqueness property fails:

```
# let halve = define `halve (2 * n) = n`;;
val halve : thm = |- halve (2 * n) = n
# let remainder = define `remainder (m * (n + 1), (n + 1)) = m`;;
Exception: Failure "new_specification: Assumptions not allowed in theorem".
# let bogus = define `bogus(x + y) = x`;;
Exception: Failure "new_specification: Assumptions not allowed in theorem".
```

Another difference is that OCaml places a sequential semantics on the matching process: the matches are tried in order and the first successful match is followed. (Writing the clauses for `fib2` in the opposite order would cause OCaml to go into an infinite loop.) By contrast, in HOL, once the definition is made, each conjunct is a theorem and the variables are universal. Therefore HOL will only be able to make the definition if the cases do not make inconsistent assertions. The analog of the OCaml definition will be rejected by HOL for this reason:

```
# let fib3 = define
  `(fib3 0 = 1) /\
  (fib3 1 = 1) /\
  (fib3 n = fib3(n - 1) + fib3(n - 2))`;;
# Exception: Failure "new_specification: Assumptions not allowed in theorem".
```

Indeed, if HOL could make such a definition, we would be able to derive inconsistencies from it. Note that setting $n = 0$ in the last clause would give $\text{fib3}(0) = \text{fib3}(0 - 1) + \text{fib3}(0 - 2)$. Taking cutoff subtraction into account, this would give $\text{fib3}(0) = \text{fib3}(0) + \text{fib3}(0)$ and so $\text{fib3}(0) = 0$, contradicting the first clause.

```
# let th = ASSUME
  `(fib3 0 = 1) /\
   (fib3 1 = 1) /\
   (!n. fib3 n = fib3(n - 1) + fib3(n - 2));;
val th : thm =
  fib3 0 = 1 /\ fib3 1 = 1 /\ (!n. fib3 n = fib3 (n - 1) + fib3 (n - 2))
  |- fib3 0 = 1 /\ fib3 1 = 1 /\ (!n. fib3 n = fib3 (n - 1) + fib3 (n - 2))
# CONJ (CONJUNCT1 th) (SPEC `0` (CONJUNCT2(CONJUNCT2 th)));;
val it : thm =
  fib3 0 = 1 /\ fib3 1 = 1 /\ (!n. fib3 n = fib3 (n - 1) + fib3 (n - 2))
  |- fib3 0 = 1 /\ fib3 0 = fib3 (0 - 1) + fib3 (0 - 2)
# EQ_MP(ARITH_RULE(mk_eq(concl it,'F'))) it;;
val it : thm =
  fib3 0 = 1 /\ fib3 1 = 1 /\ (!n. fib3 n = fib3 (n - 1) + fib3 (n - 2))
  |- F
```

Even without using pattern-matching and multiple cases, recursive definitions cannot always be made consistently in HOL, and will be rejected unless HOL is able to justify them. For example, it is even more straightforward to derive a contradiction from a definition $f(n) = f(n) + 1$:

```
# ASSUME `f(n) = f(n) + 1`;;
Warning: inventing type variables
val it : thm = f n = f n + 1 |- f n = f n + 1
# EQ_MP(ARITH_RULE(mk_eq(concl it,'F'))) it;;
val it : thm = f n = f n + 1 |- F
```

The contrast with OCaml is interesting. The analogous definition there is accepted, but when applied will go into an infinite loop until memory is exhausted. We might say that OCaml avoids an analogous formal inconsistency because expressions may result in exceptions or nontermination, and both sides of the recursion equation are equal in the sense ‘both are nonterminating’.

```
# let rec f n = f n + 1;;
val f : 'a -> int = <fun>
# f 1;;
Stack overflow during evaluation (looping recursion?).
```

On the other hand, there are situations where HOL can justify a definition when the analogous OCaml program would loop or fail. Consider the following slightly different definition:

```
# let unknown = define `unknown n = unknown(n + 1)`;;
Warning: inventing type variables
val unknown : thm = |- unknown n = unknown (n + 1)
```

This is accepted by HOL because the definition is trivially logically consistent (*any* constant function would work) and yet the analogous function would loop indefinitely in OCaml when applied. For similar reasons HOL will happily swallow the following recursive definition, even though it’s a significant open problem in mathematics

whether the analogous program always terminates — the *Collatz conjecture* (Lagarias 1985).²⁵

```
define
  \!n. collatz(n) = if n <= 1 then n
                  else if EVEN(n) then collatz(n DIV 2)
                  else collatz(3 * n + 1)';;
```

Although useful in common simple cases, the power of `define` is limited, and it often rejects functions that to a human are obviously consistent. We will later see in more detail how to help HOL in such a situation. One simple method that sometimes works is to slightly reformulate the definition and derive the “definition” that was really wanted as a consequence. For example, the following is rejected because HOL is unable to prove automatically that the first and last clauses are consistent with each other:²⁶

```
# let fusc = define
  \ (fusc 1 = 1) /\
  (fusc (2 * n) = fusc(n)) /\
  (fusc (2 * n + 1) = fusc(n) + fusc(n + 1))';;
Exception: Failure "new_specification: Assumptions not allowed in theorem".
```

but a slightly mangled definition *is* handled:

```
# let fusc_def = define
  \ (fusc (2 * n) = if n = 0 then 0 else fusc(n)) /\
  (fusc (2 * n + 1) = if n = 0 then 1 else fusc(n) + fusc(n + 1))';;
```

and a pretty straightforward case-split lets us prove the original desideratum as a theorem; it also follows from either one that `fusc 0 = 0`:

```
# let fusc = prove
  (\ fusc 0 = 0 /\
   fusc 1 = 1 /\
   fusc (2 * n) = fusc(n) /\
   fusc (2 * n + 1) = fusc(n) + fusc(n + 1))',
  REWRITE_TAC[fusc_def] THEN COND_CASES_TAC THEN ASM_REWRITE_TAC[] THEN
  MP_TAC(INST [\0', 'n:num'] fusc_def) THEN ARITH_TAC);;
```

13.1 Binomial coefficients

The binomial theorem asserts that $(x + y)^n = \sum_{k=0}^n \binom{n}{k} x^k y^{n-k}$ where the binomial coefficient $\binom{n}{k}$ may be defined as:

$$\binom{n}{k} = \frac{n!}{k!(n-k)!}$$

²⁵Functional programming cognoscenti might observe that every tail recursive function is automatically logically admissible. This observation — which I owe to J Moore — is used internally by HOL in such cases.

²⁶The name is taken from Dijkstra’s EWD570 and 578. See <http://www.research.att.com/cgi-bin/access.cgi/as/njas/sequences/eisA.cgi?Anum=A002487> for more information on this sequence.

However, binomial coefficients are intended to be integers. Although it may seem obvious/plausible from the combinatorial intuition, it requires a little work to prove it from that definition. And in fact, if $k > n$, it's not even true unless we stipulate something like truncating integer division to force it to zero. Instead we will define the binomial coefficients using the following non-obvious recursive definition:

```
# let binom = define
  `(!n. binom(n,0) = 1) /\
  (!k. binom(0,SUC(k)) = 0) /\
  (!n k. binom(SUC(n),SUC(k)) = binom(n,SUC(k)) + binom(n,k))`;;
```

At least HOL accepts the definition without complaint, and we have established from the start that it's a natural number. And as we will see, we can prove the binomial theorem directly from this definition without once mentioning factorials. However, it does no harm to sanity-check our definition by deriving the expected property $n!k! \binom{n}{k} = (n+k)!$. First of all it's handy to have lemmas covering a couple of degenerate cases. First of all, we want to know that $\binom{n}{k} = 0$ for $n < k$, and then that $\binom{n}{n} = 1$. The proofs amount to little more than performing induction and expanding with the definition of binom:

```
# let BINOM_LT = prove
  `(!n k. n < k ==> (binom(n,k) = 0)` ,
  INDUCT_TAC THEN INDUCT_TAC THEN REWRITE_TAC[binom; ARITH; LT_SUC; LT] THEN
  ASM_SIMP_TAC[ARITH_RULE `n < k ==> n < SUC(k)`; ARITH]);;

# let BINOM_REFL = prove
  `(!n. binom(n,n) = 1` ,
  INDUCT_TAC THEN ASM_SIMP_TAC[binom; BINOM_LT; LT; ARITH]);;
```

Now we can start to tackle the result we want:

```
# g `!n k. FACT n * FACT k * binom(n+k,k) = FACT(n+k)`;;
val it : goalstack = 1 subgoal (1 total)

`!n k. FACT n * FACT k * binom (n+k,k) = FACT (n+k)`
```

We begin by induction on n then rewriting with the definitions of binom and FACT. By throwing in the lemma $\binom{k}{k} = 1$ the base case $0!k! \binom{k}{k} k!$ is disposed of in this simplification:

```
# e(INDUCT_TAC THEN REWRITE_TAC[FACT; ADD_CLAUSES; MULT_CLAUSES; BINOM_REFL]);;
val it : goalstack = 1 subgoal (1 total)

0 [ `!k. FACT n * FACT k * binom (n+k,k) = FACT (n+k)` ]

`!k. (n * FACT n + FACT n) * FACT k * binom (SUC (n+k),k) =
  (n+k) * FACT (n+k) + FACT (n+k)`
```

For the base case we perform another induction, this time on k , so the overall proof is by nested induction. Once again we follow the induction by expanding all the definitions and this is enough to eliminate the base case:

```
# e(INDUCT_TAC THEN REWRITE_TAC[ADD_CLAUSES; FACT; MULT_CLAUSES; binom]);;
val it : goalstack = 1 subgoal (1 total)

0 ['!k. FACT n * FACT k * binom (n + k,k) = FACT (n + k)']
1 ['(n * FACT n + FACT n) * FACT k * binom (SUC (n + k),k) =
  (n + k) * FACT (n + k) + FACT (n + k)']

'(n * FACT n + FACT n) *
(k * FACT k + FACT k) *
((binom (n + k,SUC k) + binom (n + k,k)) + binom (SUC (n + k),k)) =
((n + k) * ((n + k) * FACT (n + k) + FACT (n + k)) +
(n + k) * FACT (n + k) +
FACT (n + k)) +
(n + k) * FACT (n + k) +
FACT (n + k)'
```

This is starting to look a bit bewildering, but we only need one more injection of human intelligence, to apply the (outer) inductive hypothesis to the case $SUC(k)$:

```
# e(FIRST_X_ASSUM(MP_TAC o SPEC `SUC k`) THEN POP_ASSUM MP_TAC);;
val it : goalstack = 1 subgoal (1 total)

'(n * FACT n + FACT n) * FACT k * binom (SUC (n + k),k) =
(n + k) * FACT (n + k) + FACT (n + k)
==> FACT n * FACT (SUC k) * binom (n + SUC k,SUC k) = FACT (n + SUC k)
==> (n * FACT n + FACT n) *
(k * FACT k + FACT k) *
((binom (n + k,SUC k) + binom (n + k,k)) + binom (SUC (n + k),k)) =
((n + k) * ((n + k) * FACT (n + k) + FACT (n + k)) +
(n + k) * FACT (n + k) +
FACT (n + k)) +
(n + k) * FACT (n + k) +
FACT (n + k)'
```

at which point, after again rewriting with the recursion equations, the result is just algebra:

```
# e(REWRITE_TAC[ADD_CLAUSES; FACT; binom] THEN CONV_TAC NUM_RING);;
...
val it : goalstack = No subgoals
```

The whole proof script, though quite a lot goes on, is fairly compact:

```
# let BINOM_FACT = prove
  ('!n k. FACT n * FACT k * binom(n+k,k) = FACT(n + k)',
  INDUCT_TAC THEN REWRITE_TAC[FACT; ADD_CLAUSES; MULT_CLAUSES; BINOM_REFL] THEN
  INDUCT_TAC THEN REWRITE_TAC[ADD_CLAUSES; FACT; MULT_CLAUSES; binom] THEN
  FIRST_X_ASSUM(MP_TAC o SPEC `SUC k`) THEN POP_ASSUM MP_TAC THEN
  REWRITE_TAC[ADD_CLAUSES; FACT; binom] THEN CONV_TAC NUM_RING);;
```

13.2 The binomial theorem

We'd now like to prove the binomial theorem itself; as noted we can do this without relying on the characterization in terms of factorials. (We will eventually use this result though, so it certainly wasn't a waste of time.) We can formulate it for any of HOL's number systems and the proof is similar in each case. Let's settle on the natural numbers:

```
# g `!n. (x + y) EXP n = nsum(0..n) (\k. binom(n,k) * x EXP k * y EXP (n - k))';;
```

It won't come as a great surprise to learn that we proceed by induction on n . We then expand with the definition of the exponential function and in the step case, the inductive hypothesis. We then throw away the assumption since we don't need to use it again. (This step is not necessary but makes the trace below somewhat more compact since we don't see the same old assumption every time.)

```
# e(INDUCT_TAC THEN ASM_REWRITE_TAC[EXP] THEN TRY(POP_ASSUM(K ALL_TAC)));;
val it : goalstack = 2 subgoals (2 total)

'(x + y) * nsum (0 .. n) (\k. binom (n,k) * x EXP k * y EXP (n - k)) =
  nsum (0 .. SUC n) (\k. binom (SUC n,k) * x EXP k * y EXP (SUC n - k))'

'1 = nsum (0 .. 0) (\k. binom (0,k) * x EXP k * y EXP (0 - k))'
```

The base case is, as often, a case of rewriting with various elementary lemmas; you just have to know what some of them are called.

```
# e(REWRITE_TAC[NSUM_SING_NUMSEG; binom; SUB_REFL; EXP; MULT_CLAUSES]);;
val it : goalstack = 1 subgoal (1 total)

'(x + y) * nsum (0 .. n) (\k. binom (n,k) * x EXP k * y EXP (n - k)) =
  nsum (0 .. SUC n) (\k. binom (SUC n,k) * x EXP k * y EXP (SUC n - k))'
```

We need to make a few somewhat intricate transformations on the sums to prove this. We start by splitting the sum on the right into $\sum_{i=0}^{n+1} f(i) = f(0) + \sum_{i=0}^n f(i+1)$ by using two transformation theorems; note that we provide only the delicate $0 \leq n+1$, not $0 \leq n$ so that the side-condition of the first rewrite will only apply to the initial sum and not be applied again to the sum in the result:

```
# e(SIMP_TAC[NSUM_CLAUSES_LEFT; ADD1; ARITH_RULE '0 <= n + 1'; NSUM_OFFSET]);;
val it : goalstack = 1 subgoal (1 total)

'(x + y) * nsum (0 .. n) (\k. binom (n,k) * x EXP k * y EXP (n - k)) =
  binom (n + 1,0) * x EXP 0 * y EXP ((n + 1) - 0) +
  nsum (0 .. n)
  (\i. binom (n + 1,i + 1) * x EXP (i + 1) * y EXP ((n + 1) - (i + 1)))'
```

We now use the recursion for binomial coefficients to rewrite the sum on the right:

```
# e(ASM_REWRITE_TAC[EXP; binom; GSYM ADD1; GSYM NSUM_CMUL_NUMSEG]);;
val it : goalstack = 1 subgoal (1 total)

'nsum (0 .. n) (\x'. (x + y) * binom (n,x') * x EXP x' * y EXP (n - x')) =
  1 * 1 * y EXP (SUC n - 0) +
  nsum (0 .. n)
  (\i. (binom (n,SUC i) + binom (n,i)) * (x * x EXP i) * y EXP (SUC n - SUC i))'
```

and now apply distributivity as well as simplifying the non-sum term on the right:

```
# e(REWRITE_TAC[RIGHT_ADD_DISTRIB; NSUM_ADD_NUMSEG; MULT_CLAUSES; SUB_0]);;
val it : goalstack = 1 subgoal (1 total)

'nsum (0 .. n) (\x'. x * binom (n,x') * x EXP x' * y EXP (n - x')) +
  nsum (0 .. n) (\x'. y * binom (n,x') * x EXP x' * y EXP (n - x')) =
  y EXP SUC n +
  nsum (0 .. n) (\i. binom (n,SUC i) * (x * x EXP i) * y EXP (SUC n - SUC i)) +
  nsum (0 .. n) (\i. binom (n,i) * (x * x EXP i) * y EXP (SUC n - SUC i))'
```

Now, the first sum on the left and the second sum on the right are actually equal when a few straightforward normalizations are made. In order to avoid disturbing other subterms with these normalizations, we split it off into a separate subgoal and solve it; we grab the chance to slightly rearrange the other subgoal too:

```
# e(MATCH_MP_TAC(ARITH_RULE 'a = e /\ b = c + d ==> a + b = c + d + e') THEN
  CONJ_TAC THENL [REWRITE_TAC[MULT_AC; SUB_SUC]; REWRITE_TAC[GSYM EXP]]);;
val it : goalstack = 1 subgoal (1 total)

`nsum (0 .. n) (\x'. y * binom (n,x') * x EXP x' * y EXP (n - x')) =
y EXP SUC n +
nsum (0 .. n) (\i. binom (n,SUC i) * x EXP SUC i * y EXP (SUC n - SUC i))`
```

We can now reindex the sum $\sum_{i=0}^n f(i+1) = \sum_{i=1}^{n+1} f(i)$; note that we need to instantiate the appropriate lemma manually since HOL's higher-order matching will not find the instantiation on its own:

```
# e(SIMP_TAC[ADD1; SYM(REWRITE_CONV[NSUM_OFFSET]'nsum(m+1..n+1) (\i. f i)')]);;
val it : goalstack = 1 subgoal (1 total)

`nsum (0 .. n) (\x'. y * binom (n,x') * x EXP x' * y EXP (n - x')) =
y EXP (n + 1) +
nsum (0 + 1 .. n + 1) (\i. binom (n,i) * x EXP i * y EXP ((n + 1) - i))`
```

Now we separate out the last term of the sum on the right:

```
# e(REWRITE_TAC[NSUM_CLAUSES_NUMSEG; GSYM ADD1; LE_SUC; LE_0]);;
val it : goalstack = 1 subgoal (1 total)

`nsum (0 .. n) (\x'. y * binom (n,x') * x EXP x' * y EXP (n - x')) =
y EXP SUC n +
nsum (SUC 0 .. n) (\i. binom (n,i) * x EXP i * y EXP (SUC n - i)) +
binom (n,SUC n) * x EXP SUC n * y EXP (SUC n - SUC n)`
```

and then separate the *first* term of the sum on the left:

```
# e(SIMP_TAC[NSUM_CLAUSES_LEFT; LE_0]);;
val it : goalstack = 1 subgoal (1 total)

`y * binom (n,0) * x EXP 0 * y EXP (n - 0) +
nsum (0 + 1 .. n) (\x'. y * binom (n,x') * x EXP x' * y EXP (n - x')) =
y EXP SUC n +
nsum (SUC 0 .. n) (\i. binom (n,i) * x EXP i * y EXP (SUC n - i)) +
binom (n,SUC n) * x EXP SUC n * y EXP (SUC n - SUC n)`
```

After some routine simplification things become a lot clearer:

```
# e(SIMP_TAC[BINOM_LT; LT; MULT_CLAUSES; ADD_CLAUSES; SUB_0; EXP; binom]);;
val it : goalstack = 1 subgoal (1 total)

`y * y EXP n +
nsum (1 .. n) (\x'. y * binom (n,x') * x EXP x' * y EXP (n - x')) =
y * y EXP n +
nsum (SUC 0 .. n) (\i. binom (n,i) * x EXP i * y EXP (SUC n - i))`
```

so if we expand out $y^{(n+1)-i} = y \cdot y^{n-i}$ on the right:

```
# e(SIMP_TAC[ARITH; ARITH_RULE 'k <= n ==> SUC n - k = SUC(n - k)'; EXP]);
val it : goalstack = 1 subgoal (1 total)

'y * y EXP n +
  nsum (1 .. n) (\x'. y * binom (n,x') * x EXP x' * y EXP (n - x')) =
  y * y EXP n + nsum (1 .. n) (\i. binom (n,i) * x EXP i * y * y EXP (n - i))'
```

the remainder is just reordering the products:

```
# e(REWRITE_TAC[MULT_AC]);
val it : goalstack = No subgoals
```

For the proof script, we don't bother to throw away the inductive hypothesis, and we apply the rewrite that disposes of the base case at both subgoals, since it just has no effect on the latter:

```
let BINOMIAL_THEOREM = prove
  (!n. (x + y) EXP n = nsum(0..n) (\k. binom(n,k) * x EXP k * y EXP (n - k))),
  INDUCT_TAC THEN ASM_REWRITE_TAC[EXP] THEN
  REWRITE_TAC[NSUM_SING_NUMSEG; binom; SUB_REFL; EXP; MULT_CLAUSES] THEN
  SIMP_TAC[NSUM_CLAUSES_LEFT; ADD1; ARITH_RULE '0 <= n + 1'; NSUM_OFFSET] THEN
  ASM_REWRITE_TAC[EXP; binom; GSYM ADD1; GSYM NSUM_CMUL_NUMSEG] THEN
  REWRITE_TAC[RIGHT_ADD_DISTRIB; NSUM_ADD_NUMSEG; MULT_CLAUSES; SUB_0] THEN
  MATCH_MP_TAC[ARITH_RULE 'a = e /\ b = c + d ==> a + b = c + d + e'] THEN
  CONJ_TAC THENL [REWRITE_TAC[MULT_AC; SUB_SUC]; REWRITE_TAC[GSYM EXP]] THEN
  SIMP_TAC[ADD1; SYM(REWRITE_CONV[NSUM_OFFSET]'nsum(m+1..n+1) (\i. f i)')] THEN
  REWRITE_TAC[NSUM_CLAUSES_NUMSEG; GSYM ADD1; LE_SUC; LE_0] THEN
  SIMP_TAC[NSUM_CLAUSES_LEFT; LE_0] THEN
  SIMP_TAC[BINOM_LT; LT; MULT_CLAUSES; ADD_CLAUSES; SUB_0; EXP; binom] THEN
  SIMP_TAC[ARITH; ARITH_RULE 'k <= n ==> SUC n - k = SUC(n - k)'; EXP] THEN
  REWRITE_TAC[MULT_AC]);;
```

14 Sets and functions

As we have noted, HOL's set-theoretic notation is defined for predicates, and one can slip freely from thinking of a set or a predicate. When one thinks of s as a predicate, one applies it to arguments directly, $s(x)$, and when one thinks of it as a set one uses the membership relation $x \in s$, but they both amount to the same thing:

```
# IN;;
val it : thm = |- !P x. x IN P <=> P x
```

All the usual set operations are defined, as well as one or two others that may be unfamiliar. (For example UNIV, the universe set, only really makes sense when there is a largest set of a given type, which is not true in most conventional set theories.)

$x \in s$	<code>x IN s</code>	x is in set s
$s \subseteq t$	<code>s SUBSET t</code>	s is a subset of t
$s \subset t$	<code>s PSUBSET t</code>	s is a proper subset of t
\emptyset or $\{\}$	<code>EMPTY</code> or $\{\}$	Empty set
$s \cup t$	<code>s UNION t</code>	Union of s and t
$s \cap t$	<code>s INTER t</code>	Intersection of s and t
$s - t$ or $s \setminus t$	<code>s DIFF t</code>	Difference of s and t
V	<code>UNIV</code>	Universe set
$\{x\} \cup t$	<code>x INSERT t</code>	Insertion of x into s
$t - \{x\}$	<code>t DELETE x</code>	Deletion of x from s
$\bigcup s$	<code>UNIONS s</code>	Union of all members of s
$\bigcap s$	<code>INTERS s</code>	Intersection of all members of s

If you know what the standard definitions of all these concepts are in set theory, the formal HOL definitions should hold few surprises, e.g.

```
# SUBSET;;
val it : thm = |- !s t. s SUBSET t <=> (!x. x IN s ==> x IN t)
```

There is a corresponding suite of theorems for eliminating membership assertions from various set constructs, e.g.

```
# NOT_IN_EMPTY;;
val it : thm = |- !x. ~(x IN {})
# IN_INSERT;;
val it : thm = |- !x y s. x IN y INSERT s <=> x = y \ / x IN s
# IN_INTER;;
val it : thm = |- !s t x. x IN s INTER t <=> x IN s /\ x IN t
# IN_DIFF;;
val it : thm = |- !s t x. x IN s DIFF t <=> x IN s /\ ~(x IN t)
```

When one wants to construct an explicit predicate indexed by a parameter, e.g. the property of being a square of an odd number, one uses a lambda-expression. For the corresponding set of squares of odd numbers, HOL supports a conventional ‘set abstraction’ notation which amounts to the same thing:

```
# `!x. ?n. ODD(n) /\ x = n * n`;
val it : term = `!x. ?n. ODD n /\ x = n * n`
# `{x | ?n. ODD(n) /\ x = n * n}`;
val it : term = `{x | ?n. ODD n /\ x = n * n}`
```

In the case of set abstractions, HOL also supports the extension to non-variables:

```
# `{n * n | ODD(n)}`;
val it : term = `{n * n | ODD n}`
```

This conventional notation is actually somewhat ambiguous in more complicated situations over which variables are to be fixed and which are to be arbitrary. For example in $\{x + k \mid x \in s\}$ we might guess from the context that k is supposed to be fixed and that only x ranges over a set, so we mean $\{y \mid \exists x. x \in s \wedge y = x + k\}$ not $\{y \mid \exists x k. x \in s \wedge y = x + k\}$. HOL’s rule is that all variables appearing free

on both sides of the bar are considered to range arbitrarily, and others are considered fixed, except in the trivial case that there are no variables free on the right. You can always introduce additional ranging variables right of the bar by stating membership in the universe, which is perhaps no bad thing as documentation anyway, e.g.

```
# `{3 * x + 5 * y | x IN UNIV /\ y IN UNIV}`;;
val it : term = `{3 * x + 5 * y | x IN UNIV /\ y IN UNIV}`
```

In order to eliminate the set abstraction from a term of the form $x \in \{t \mid p\}$, rewrite with the theorem `IN_ELIM_THM`, which will nicely eliminate the internal representation of set abstractions, e.g.

```
# REWRITE_CONV[IN_ELIM_THM] `z IN {3 * x + 5 * y | x IN UNIV /\ y IN UNIV}`;;
val it : thm =
|- z IN {3 * x + 5 * y | x IN UNIV /\ y IN UNIV} <=>
  (?x y. (x IN UNIV /\ y IN UNIV) /\ z = 3 * x + 5 * y)
REWRITE_CONV[IN_ELIM_THM] `z IN {3 * x + 5 * y | x IN UNIV /\ y IN UNIV}`
```

HOL also supports set enumeration syntax, like set abstractions but with an explicit comma-separated list of elements rather than an indexed expression. This is just a parsing and printing layer on top of iterated application of `INSERT` to the empty set, precisely analogous to the special parsing and printing of lists. For example:

```
# `{1,2,3}`;;
val it : term = `{1, 2, 3}`
# `1 INSERT 2 INSERT 3 INSERT EMPTY`;;
val it : term = `{1, 2, 3}`
```

One critical property of sets is extensionality; this is just a special case of extensionality of functions reformulated using `IN`:

```
# FUN_EQ_THM;;
val it : thm = |- !f g. f = g <=> (!x. f x = g x)
# EXTENSION;;
val it : thm = |- !s t. s = t <=> (!x. x IN s <=> x IN t)
```

There is a simple automated rule `SET_RULE`, and a corresponding tactic `SET_TAC`, which can prove elementary set-theoretic equivalences (optionally from a set of assumptions in the case of the tactic). It works by just applying extensionality and the basic definitions and then calling `MESON`. Despite its naivety, it can be quite useful, e.g.

```
# SET_RULE `{x | P x /\ Q x} = {x | P x} INTER {y | Q y}`;;
...
val it : thm = |- {x | P x /\ Q x} = {x | P x} INTER {y | Q y}
# SET_RULE `a IN s ==> (s = a INSERT (s DELETE a))`;;
...
val it : thm = |- a IN s ==> s = a INSERT (s DELETE a)
```

14.1 Choice and the select operator

A feature of HOL that we have not mentioned so far is an operator, written $@$ in HOL and ε in many other contexts, and variously called a *descriptor*, *choice operator* and *Hilbert operator*. It has type $(\alpha \rightarrow \text{bool}) \rightarrow \alpha$, and its intuitive meaning is as follows: when applied to a predicate P , ε returns some element satisfying P if there is one. If there is more than one element satisfying P little can be said about which one it will return; if there is no element satisfying P then the element it returns is arbitrary. Formally, all we know about it is the following axiom, stating that if any x satisfies P , then so does εP .

```
# SELECT_AX;;
val it : thm = |- !P x. P x ==> P (@ P)
```

The operator is a binder in HOL (hence the parentheses round it above), and is most commonly used together with a lambda. The usual English reading of $\varepsilon x. P[x]$, reflecting the intended semantics above, is ‘some x such that $P[x]$ ’. If we happen to know that there is exactly one x satisfying P , then the reading ‘the x such that $P[x]$ ’ is justified. For example, it is used to define another binder for ‘the minimal n satisfying P ’:

```
# minimal;;
val it : thm = |- !P. (minimal) P = (@n. P n /\ (!m. m < n ==> ~P m))
```

Occasionally it can be useful to use the ε operator directly in proofs. MESON has some ability to prove simple things about it, e.g.

```
# MESON[] `(!x. P x ==> Q x) /\ P a ==> Q(@x. P x)`;;
...
val it : thm = |- (!x. P x ==> Q x) /\ P a ==> Q (@x. P x)
```

However, most commonly it is only used as an auxiliary device to derive other consequences that are more convenient to use. One of the most important of these is the *Axiom of Choice*, an important if somewhat controversial set-theoretic principle (Moore 1982). One form of the axiom is that if for all x there is some y such that $P[x, y]$, then there is actually a function f that chooses a suitable y for each x so that for all x , $P[x, f(x)]$. Using the select operator we can prove this without much trouble.

```
# let AXIOM_OF_CHOICE = prove
  (`(!x:A. ?y:B. P x y) ==> ?f. !x. P x (f x)` ,
  STRIP_TAC THEN EXISTS_TAC `!x:A. @y:B. P x y` THEN ASM_MESON_TAC[]);;
```

The implication the other way holds trivially, and the equivalence is actually embedded in the following theorem:²⁷

```
# SKOLEM_THM;;
val it : thm = |- !P. (!x. ?y. P x y) <=> (?y. !x. P x (y x))
```

²⁷The name is explained by the fact that this is a kind of non-metatheoretic variant of Skolemization for first-order logic.

14.2 Function calculus

Perhaps the most dramatic innovation in 20th-century mathematics was the systematic use of infinite sets, and not just as a handy auxiliary device but as an object of study in their own right. Two cornerstones of this theory are the notions of *cardinal* and *ordinal*, which generalize the idea of counting and comparing sizes from finite to infinite sets. Let us first note that for finite sets (HOL predicate `FINITE`) things are a bit simpler: we can apply the cardinality function `CARD` mapping a set to its size, simply a natural number. There are various obvious lemmas available such as

```
# CARD_UNION;;
val it : thm =
  |- !s t.
    FINITE s /\ FINITE t /\ s INTER t = {}
    ==> CARD (s UNION t) = CARD s + CARD t
```

Note that the value returned by `CARD` is unspecified for infinite sets. It's often useful to combine a cardinality and finiteness assumption using the infix `HAS_SIZE` operator:

```
# HAS_SIZE;;
val it : thm = |- !s n. s HAS_SIZE n <=> FINITE s /\ CARD s = n
```

Moving on to infinite sets, we will consider here only the idea of cardinal comparison, by defining what it means for a set S to be ‘ \leq in size’ than set T , whether the sets are finite or infinite. As is customary, we will informally write this relation as $|S| \leq |T|$, but there is no need for our purposes to assume that $|S|$ independently means anything.²⁸ Two plausible definitions of $|S| \leq |T|$ are:

- There is a function $f : S \rightarrow T$ that is *injective*, i.e. if $f(x) = f(y)$ then $x = y$. For then we must have a different element of T for each element of S .
- There is a function $g : T \rightarrow S$ that is *surjective*, i.e. for all $x \in S$ there is a $y \in T$ such that $g(y) = x$. This means again that there must be a

We'll start by proving that these two definitions are indeed equivalent. For simplicity we will assume that the ‘sets’ are simply the universal sets of the corresponding types `A` and `B`. Our first step will be to prove that a function is surjective iff it has a ‘right inverse’ under composition; here `I` is the identity function:

```
# g `(!y. ?x. f x = y) <=> (?g:B->A. f o g = I)`;;
```

²⁸Our use of `| - |` is a kind of *contextual definition*, only considered meaningful in special contexts. In set theory it's normal to use actual sets for cardinal numbers — for example minimal von Neumann ordinals — so that there really is an independent notion corresponding to $|S|$. This doesn't really work in HOL because the types restrict how large sets over a given base type can be. However, for many elementary uses of cardinal arithmetic, no independent cardinal ‘objects’ are needed, and in some contexts they can even be harmful, arguably lying at the root of the Burali-Forti paradox (Forster 2003). Analogously, one can always see which of two finite sets is bigger by pairing up the elements against each other with no need to assign numbers, and one can see which body is hotter by seeing which way heat flows, without measuring a ‘temperature’.

Rewriting with the definitions of composition and the identity map and applying extensionality we get:

```
# e(REWRITE_TAC[o_DEF; I_DEF; FUN_EQ_THM]);;
val it : goalstack = 1 subgoal (1 total)

`(!y. ?x. f x = y) <=> (?g. !x. f (g x) = x)`
```

It might seem far from obvious how to prove this. But amusingly enough it's just an instance of SKOLEM_THM:

```
# e(REWRITE_TAC[SKOLEM_THM]);;
val it : goalstack = No subgoals
```

That wasn't too bad. Now we'll try an analogous thing with injectivity, showing its equivalence to the existence of a *left* inverse:

```
# g `(!x x'. f(x) = f(x') ==> x = x') <=> (?g:B->A. g o f = I)`;;
val it : goalstack = 1 subgoal (1 total)

`(!x x'. f x = f x' ==> x = x') <=> (?g. g o f = I)`

# e(REWRITE_TAC[o_DEF; I_DEF; FUN_EQ_THM]);;
val it : goalstack = 1 subgoal (1 total)

`(!x x'. f x = f x' ==> x = x') <=> (?g. !x. g (f x) = x)`
```

Things aren't quite as easy this time; we can't yet simply apply SKOLEM_THM as a rewrite. But by a devious trick we can massage the goal into a form where we can. We split off a basic first-order equivalence as a lemma, and rewrite our goal with it:

```
# let lemma = MESON[
  `(!x x'. f x = f x' ==> x = x') <=> (!y:B. ?u:A. !x. f x = y ==> u = x)`;;
  ...
# e(REWRITE_TAC[lemma]);;
val it : goalstack = 1 subgoal (1 total)

`(!y. ?u. !x. f x = y ==> u = x) <=> (?g. !x. g (f x) = x)`
```

Now we can apply SKOLEM_THM as a rewrite:

```
# e(REWRITE_TAC[SKOLEM_THM]);;
val it : goalstack = 1 subgoal (1 total)

`(?u. !y x. f x = y ==> u y = x) <=> (?g. !x. g (f x) = x)`
```

Don't be thrown by HOL's choice of *u* as the variable name; this is a function with the same type as the *g* on the right. If one ignores the outer existential quantifiers, both sides are first-order equivalent, so MESON can finish the job:

```
# e(MESON_TAC[[]]);;
...
val it : goalstack = No subgoals
```

In fact, MESON applies SKOLEM_THM anyway as part of its proof process, so we can avoid the explicit invocations and just use the following proofs:

```

let SURJECTIVE_RIGHT_INVERSE = prove
  `(!y. ?x. g x = y) <=> (?f. g o f = I)` ,
  REWRITE_TAC[FUN_EQ_THM; o_DEF; I_DEF] THEN MESON_TAC[];;

let INJECTIVE_LEFT_INVERSE = prove
  `(!x y. f x = f y ==> x = y) <=> (?g. g o f = I)` ,
  let lemma = MESON[]
  `(!x x'. f x = f x' ==> x = x') <=> (!y:B. ?u:A. !x. f x = y ==> u = x)` in
  REWRITE_TAC[lemma; FUN_EQ_THM; o_DEF; I_DEF] THEN MESON_TAC[];;

```

Now we can prove that our two characterizations of cardinal comparison are indeed equivalent. Rewriting with the two lemmas almost finishes the job:

```

# g`(?f:A->B. !x x'. f(x) = f(x') ==> x = x') <=> (?g:B->A. !x. ?y. g y = x)`;;
val it : goalstack = 1 subgoal (1 total)

`(?f. !x x'. f x = f x' ==> x = x') <=> (?g. !x. ?y. g y = x)`

# e(REWRITE_TAC[INJECTIVE_LEFT_INVERSE; SURJECTIVE_RIGHT_INVERSE]);;
val it : goalstack = 1 subgoal (1 total)

`(?f g. g o f = I) <=> (?g f. g o f = I)`

```

The two sides are the same except for the order of the existential quantifiers, which makes no logical difference. The fact that it doesn't is embodied in a theorem `SWAP_EXISTS_THM`, so while we can just use `MESON` to finish things off, we might more explicitly do this:

```

# SWAP_EXISTS_THM;;
val it : thm = |- !P. (?x y. P x y) <=> (?y x. P x y)
# e(MATCH_ACCEPT_TAC SWAP_EXISTS_THM);;
val it : goalstack = No subgoals

```

14.3 Some cardinal arithmetic

Now we have proved that the two possible definitions of cardinal comparison are equivalent, we can proceed to considering their consequences. One of the things about cardinal comparison that is surprising from the standpoint of infinite sets is that $|\mathbb{N} \times \mathbb{N}| \leq |\mathbb{N}|$. We can prove this by explicitly exhibiting an injective mapping $\mathbb{N} \times \mathbb{N} \rightarrow \mathbb{N}$, such as the famous diagonal enumeration due to Cantor:

```

# let cantor = new_definition
  `cantor(x,y) = ((x + y) EXP 2 + 3 * x + y) DIV 2`;;
val cantor : thm = |- !x y. cantor (x,y) = ((x + y) EXP 2 + 3 * x + y) DIV 2

```

If you think of the way this enumerates elements one at a time, it becomes clear that it is indeed injective. To formalize this fact algebraically, we might start by showing that $\text{cantor}(x, y) = \text{cantor}(x', y') \Rightarrow x + y = x' + y'$. To see this, observe that we can write $\text{cantor}(x, y)$ as $((x + y)^2 + (x + y) + 2x)/2$. Now if $x' + y' > x + y$, since everything is an integer, we have $x' + y' \geq x + y + 1$ and so

$$(x' + y')^2 + (x' + y') \geq (x + y + 1)^2 + (x + y + 1) = (x + y)^2 + (x + y) + 2(x + y + 1)$$

and this increase cannot be compensated for by a decrease in x ; even if $x' = 0$ the difference after dividing by 2 is at least $y + 1$. Now to formalize this reasoning in HOL. The easy way, if you happen to have the SOS tools described in Section 9 installed, is the following:

```
# let CANTOR_LEMMA = prove
  (`cantor(x,y) = cantor(x',y') ==> x + y = x' + y'`,
   REWRITE_TAC[cantor] THEN CONV_TAC SOS_RULE);;
Searching with depth limit 0
Searching with depth limit 1
Searching with depth limit 2
Translating proof certificate to HOL
Searching with depth limit 0
Searching with depth limit 1
Searching with depth limit 2
Translating proof certificate to HOL
val ( CANTOR_LEMMA ) : thm =
|- cantor (x,y) = cantor (x',y') ==> x + y = x' + y'
```

But let us consider a more explicit proof without relying on such ‘big guns’. The critical reasoning above was that $x + y < x' + y' \Rightarrow \text{cantor}(x, y) < \text{cantor}(x', y')$, so let’s tackle that:

```
# g `x + y < x' + y' ==> cantor(x,y) < cantor(x',y')`;;
```

First we use discreteness to change $x + y < x' + y'$ into $x + y + 1 \leq x' + y'$ and expand out the definition of the Cantor function, rewriting the body into the $(x + y)^2 + (x + y) + 2x$ form:

```
# e(REWRITE_TAC[ARITH_RULE `x + y < z <=> x + y + 1 <= z`] THEN DISCH_TAC THEN
  REWRITE_TAC[cantor; ARITH_RULE `3 * x + y = (x + y) + 2 * x`]);;
val it : goalstack = 1 subgoal (1 total)

0 [`x + y + 1 <= x' + y'`]

`((x + y) EXP 2 + (x + y) + 2 * x) DIV 2 <
((x' + y') EXP 2 + (x' + y') + 2 * x') DIV 2`
```

Integer division is usually a bit painful to deal with. We could explicitly show that the division is always exact because the body is even, e.g.

```
# let lemma = prove
  (`EVEN((x + y) EXP 2 + 3 * x + y)`,
   REWRITE_TAC[EVEN_ADD; EVEN_MULT; EVEN_EXP; ARITH]);;
```

But the present inequality is not tight enough that we need to be so careful. We can just use the following:

```
# e(MATCH_MP_TAC(ARITH_RULE `x + 2 <= y ==> x DIV 2 < y DIV 2`));;
val it : goalstack = 1 subgoal (1 total)

0 [`x + y + 1 <= x' + y'`]

`((x + y) EXP 2 + (x + y) + 2 * x) + 2 <=
(x' + y') EXP 2 + (x' + y') + 2 * x'`
```

Following the informal proof, we’ll now use some transitivity reasoning, chaining inequalities through an intermediate term:

```
# e(MATCH_MP_TAC LE_TRANS THEN
  EXISTS_TAC `(x + y + 1) EXP 2 + (x + y + 1)` THEN CONJ_TAC);;
```

The first goal is not nonlinear in any interesting way, so ARITH can deal with it:

```
# e ARITH_TAC;;
val it : goalstack = 1 subgoal (1 total)

0 ['x + y + 1 <= x' + y'']

'(x + y + 1) EXP 2 + x + y + 1 <= (x' + y') EXP 2 + (x' + y') + 2 * x''
```

This goal does involve a little nonlinear reasoning, albeit fairly trivial. We'll use a lemma to break it down into its subcomponents:

```
# e(MATCH_MP_TAC(ARITH_RULE 'a:num <= b /\ c <= d ==> a + c <= b + d + e'));;
val it : goalstack = 1 subgoal (1 total)

0 ['x + y + 1 <= x' + y'']

'(x + y + 1) EXP 2 <= (x' + y') EXP 2 /\ x + y + 1 <= x' + y''
```

This can be finished off by simplification using the assumptions and a couple of pre-proved theorems, one that $n^2 = n \cdot n$ and the other the monotonicity of multiplication:

```
# e(ASM_SIMP_TAC[EXP_2; LE_MULT2]);;
val it : goalstack = No subgoals
```

The whole proof might be packaged as follows:

```
# let CANTOR_LEMMA_LEMMA = prove
  ('x + y < x' + y' ==> cantor(x,y) < cantor(x',y')',
  REWRITE_TAC[ARITH_RULE 'x + y < z <=> x + y + 1 <= z'] THEN DISCH_TAC THEN
  REWRITE_TAC[cantor; ARITH_RULE '3 * x + y = (x + y) + 2 * x'] THEN
  MATCH_MP_TAC(ARITH_RULE 'x + 2 <= y ==> x DIV 2 < y DIV 2') THEN
  MATCH_MP_TAC LE_TRANS THEN EXISTS_TAC '(x + y + 1) EXP 2 + (x + y + 1)' THEN
  CONJ_TAC THENL [ARITH_TAC; ALL_TAC] THEN
  MATCH_MP_TAC(ARITH_RULE 'a:num <= b /\ c <= d ==> a + c <= b + d + e') THEN
  ASM_SIMP_TAC[EXP_2; LE_MULT2]);;
```

Informally, we just thought: suppose $x + y \neq x' + y'$; we can suppose without loss of generality that $x + y < x' + y'$. The implicit case split and use of symmetry can be handled by MESON:

```
# let CANTOR_LEMMA = prove
  ('cantor(x,y) = cantor(x',y') ==> x + y = x' + y''',
  MESON_TAC[LT_CASES; LT_REFL; CANTOR_LEMMA_LEMMA]);;
```

Now we've got the key lemma, one way or another. For the final theorem, we try to conform exactly to our definition of injectivity by quantifying over an element of $\mathbb{N} \times \mathbb{N}$ rather than the two components separately:

```
# g '!w z. cantor w = cantor z ==> w = z';;
```

but our first step will be to expand them:

```
# e(REWRITE_TAC[FORALL_PAIR_THM; PAIR_EQ] THEN REPEAT GEN_TAC);;
val it : goalstack = 1 subgoal (1 total)

'cantor (p1,p2) = cantor (p1',p2') ==> p1 = p1' /\ p2 = p2''
```

We want to use the lemma, but not to throw away the antecedent here because it will be used again:

```
# e(DISCH_THEN(fun th -> MP_TAC th THEN ASSUME_TAC(MATCH_MP CANTOR_LEMMA th)));;
val it : goalstack = 1 subgoal (1 total)

0 ['p1 + p2 = p1' + p2'`]

`cantor (p1,p2) = cantor (p1',p2') ==> p1 = p1' /\ p2 = p2'`
```

We repeat the expansion and tweaking of the cantor pairing from the proof of the lemma:

```
# e(ASM_REWRITE_TAC[cantor; ARITH_RULE `3 * x + y = (x + y) + 2 * x`]);;
val it : goalstack = 1 subgoal (1 total)

0 ['p1 + p2 = p1' + p2'`]

`((p1' + p2') EXP 2 + (p1' + p2') + 2 * p1) DIV 2 =
((p1' + p2') EXP 2 + (p1' + p2') + 2 * p1') DIV 2
==> p1 = p1' /\ p2 = p2'`
```

We can eliminate the division by 2 from the last term:

```
# e(REWRITE_TAC[ARITH_RULE `(a + b + 2 * x) DIV 2 = (a + b) DIV 2 + x`]);;
val it : goalstack = 1 subgoal (1 total)

0 ['p1 + p2 = p1' + p2'`]

`((p1' + p2') EXP 2 + p1' + p2') DIV 2 + p1 =
((p1' + p2') EXP 2 + p1' + p2') DIV 2 + p1'
==> p1 = p1' /\ p2 = p2'`
```

We can explicitly cancel the identical terms from the equation in the antecedent by rewriting with `EQ_ADD_LCANCEL`. But now we're already at the stage where we can leave things to the linear arithmetic tactic anyway:

```
# e(POP_ASSUM MP_TAC THEN ARITH_TAC);;
val it : goalstack = No subgoals
```

Here's the whole proof together:²⁹

```
let CANTOR_INJ = prove
  ('w z. cantor w = cantor z ==> w = z',
  REWRITE_TAC[FORALL_PAIR_THM; PAIR_EQ] THEN REPEAT GEN_TAC THEN
  DISCH_THEN(fun th -> MP_TAC th THEN ASSUME_TAC(MATCH_MP CANTOR_LEMMA th)) THEN
  ASM_REWRITE_TAC[cantor; ARITH_RULE `3 * x + y = (x + y) + 2 * x`] THEN
  REWRITE_TAC[ARITH_RULE `(a + b + 2 * x) DIV 2 = (a + b) DIV 2 + x`] THEN
  POP_ASSUM MP_TAC THEN ARITH_TAC);;
```

These examples may be so surprising that one might swing to the opposite conclusion of assuming cardinal inequality holds between any pair of infinite sets. (Galileo said something of that sort.) However, an even more fundamental theorem of Cantor shows that this is not true; there are (infinitely!) many distinct levels of infinity. In particular, there is no injective map from a function space $\alpha \rightarrow \text{bool}$ back into α . (In the light of the equivalence of sets and predicates, we can think of $\alpha \rightarrow \text{bool}$ as the set of all subsets of α , often called its *power set*.)

²⁹Again, a very short proof is to be had using the SOS tools, though the main lemma is still needed.

```
# g `^(?f:(A->bool)->A. (!x y. f(x) = f(y) ==> x = y))`;;
```

For convenience, we exploit the function calculus equivalent we used above; we expand away composition and identity as usual, but for clarity we only apply extensionality once:

```
# e(REWRITE_TAC[INJECTIVE_LEFT_INVERSE] THEN ONCE_REWRITE_TAC[FUN_EQ_THM] THEN
  REWRITE_TAC[I_DEF; o_DEF] THEN STRIP_TAC);;
val it : goalstack = 1 subgoal (1 total)

  0 [ `!x. g (f x) = x` ]
`F`
```

Now comes the clever ‘diagonalization’ step — this proof is much shorter than the pairing function proof above, but subtler. We consider the set of elements that are not in their g -image, i.e. $\{x \mid x \notin g(x)\}$:

```
# e(FIRST_X_ASSUM(MP_TAC o SPEC `{x:A | ~(x IN g(x))}`) THEN
  REWRITE_TAC[EXTENSION; NOT_FORALL_THM]);;
val it : goalstack = 1 subgoal (1 total)

`?x. ~(x IN g (f {x | ~(x IN g x)})) <=> x IN {x | ~(x IN g x)}`
```

A suitable witness for the existential is:

```
# e(EXISTS_TAC `f {x:A | ~(x IN g(x))} :A` THEN REWRITE_TAC[IN_ELIM_THM]);;
val it : goalstack = 1 subgoal (1 total)

`~(f {x | ~(x IN g x)} IN g (f {x | ~(x IN g x)})) <=>
  ~(f {x | ~(x IN g x)} IN g (f {x | ~(x IN g x)}))`
```

This is just an instance of $\neg(p \Leftrightarrow \neg p)$ so:

```
# e(CONV_TAC TAUT);;
val it : goalstack = No subgoals
```

Here is a slightly shorter variant of this proof, using predicate rather than set notation. Since MESON’s handling of lambdas is a bit better than its handling of set abstractions, it can figure out the last witness for itself, though not the first diagonal trick:

```
# let CANTOR_THM = prove
  (`^(?f:(A->bool)->A. (!x y. f(x) = f(y) ==> x = y))`,
  REWRITE_TAC[INJECTIVE_LEFT_INVERSE; FUN_EQ_THM; I_DEF; o_DEF] THEN
  STRIP_TAC THEN FIRST_ASSUM(MP_TAC o SPEC `!x:A. ~(g x x)`) THEN
  MESON_TAC());;
```

These two results are enough to show that cardinal comparison is a non-trivial subject. A more comprehensive HOL theory of cardinality, including comparisons of arbitrary subsets and addition and multiplication operations on infinite sets, can be found in `Examples/card.ml`.

15 Inductive datatypes

Sometimes one wants to define new types in addition to the ones HOL has built in. HOL does support a mechanism for defining new types, but although it's technically simple and guaranteed to be conservative, it's not very convenient to use. So we'll defer a full explanation for a while, and just show how to use a more convenient higher-level function `define_type`, which works in many situations. This is also a good opportunity to discuss the analogy with similar facilities at the OCaml level.

15.1 Enumerated types

The simplest type definitions are of enumerated types, where one gives an exhaustive list of the members of a new, necessarily finite, type. For example, when analyzing digital circuits by simulation and related techniques, it's sometimes more convenient to work at a more information-theoretic level where one may know that a particular wire is high or low, or one may know nothing about it (Bryant 1991). In OCaml you define such a type as follows (this is quite similar to familiar concepts in lower-level programming languages, e.g. `enum` in C):

```
# type ternary = Zero | One | Unknown;;
type ternary = Zero | One | Unknown
```

The new constants are 'constructors', so you can use them to pattern-match against, e.g. in the following lifting of a 'and' gate to the information-theoretic level:

```
# let rec andgate a b =
  match (a,b) with
  | Zero,_ | _,Zero -> Zero
  | One,x | x,One -> x
  | _ -> Unknown;;
```

In HOL, `define_type` does something similar. It returns a pair of theorems, one for induction, one for recursion:

```
# let ternary_INDUCT,ternary_RECURSION = define_type
  "ternary = Zero | One | Unknown";;
val ternary_INDUCT : thm = |- !P. P Zero /\ P One /\ P Unknown ==> (!x. P x)
val ternary_RECURSION : thm =
|- !f0 f1 f2. ?fn. fn Zero = f0 /\ fn One = f1 /\ fn Unknown = f2
```

The induction theorem states that to demonstrate that a property P holds for all objects of type 'ternary', it suffices to prove that it holds for the three values `Zero`, `One` and `Unknown`. The recursion theorem states that given any three values f_0 , f_1 and f_2 , you can always define a function mapping the three values `Zero`, `One` and `Unknown` to those values respectively. If you think about it, induction is just saying that `Zero`, `One` and `Unknown` are the only values of the type, while recursion is saying that these values are all distinct. But stating them in this form admits generalization to the situations we will consider next. HOL's `define` will automatically be able to exploit the recursion theorem to make pattern-matching definitions work much as in OCaml, e.g.

```
# let andgate = define
  `(andgate Zero y = Zero) /\
   (andgate x Zero = Zero) /\
   (andgate One y = y) /\
   (andgate x One = x) /\
   (andgate Unknown Unknown = Unknown)`;;
```

15.2 Recursive types

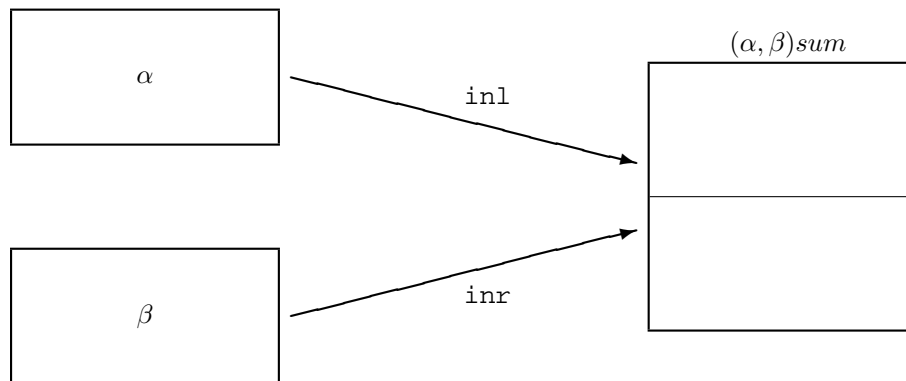
Both OCaml and HOL permit far-reaching generalizations of enumerated types. First of all, instead of just individual values, we can allow values parametrized by other types. For example,

```
# type value = Int of int | Bool of bool;;
type value = Int of int | Bool of bool
# Int 12;;
val it : value = Int 12
# Bool true;;
val it : value = Bool true
```

and such structured types can be made general, so they apply to any suitable base types:

```
# type ('a,'b)sum = Inl of 'a | Inr of 'b;;
type ('a, 'b) sum = Inl of 'a | Inr of 'b
# Inl 1;;
val it : (int, 'a) sum = Inl 1
# Inr (fun x -> x + 1);;
val it : ('a, int -> int) sum = Inr <fun>
```

Roughly, an object of type $('a , 'b) \text{sum}$ is *either* something of type $'a$ or something of type $'b$. More formally, however, all these things have different types. The type declaration also declares the so-called *constructors* `Inl` and `Inr`. These are functions that take objects of the component types and inject them into the new type. We can visualize the situation via the following diagram. Given two existing types α and β , the type $(\alpha, \beta) \text{sum}$ is composed precisely of separate copies of α and β , and the two constructors map onto the respective copies:³⁰



³⁰This is similar to a union in C, but in CAML the copies of the component types are kept apart and one always knows which of these an element of the union belongs to. By contrast, in C the component types are overlapped, and the programmer is responsible for this book-keeping.

More interestingly still, we can parametrize by the very type being defined, leading to *recursive* types. For example, this declares a type of lists (finite ordered sequences) of elements of type 'a.

```
# type ('a)seq = Nil | Cons of 'a * ('a)seq;;
type 'a seq = Nil | Cons of 'a * 'a seq
```

Here are some concrete values of the new type:

```
# Nil;;
val it : 'a seq = Nil
# Cons(false,Nil);;
val it : bool seq = Cons (false, Nil)
# Cons(1,Cons(2,Nil));;
val it : int seq = Cons (1, Cons (2, Nil))
# Cons(Cons(1,Nil),Nil);;
val it : int seq seq = Cons (Cons (1, Nil), Nil)
```

Note that in the last example the type is different, because the head is itself a sequence. Such type constructors can be composed with themselves and with others (sums, pairs, functions etc.) arbitrarily. Actually, OCaml already has a built-in type of lists, with the empty list written [] and the recursive constructor ::, having infix status. The analogous lists to the above are:

```
# [];;
val it : 'a list = []
# false::[];;
val it : bool list = [false]
# 1::2::[];;
val it : int list = [1; 2]
# (1::[])::[];;
val it : int list list = [[1]]
```

Note the abbreviated way in which lists are printed by OCaml. This is also accepted on input. And pretty much everything we've said for OCaml applies for HOL too. There is a type constructor for lists, the empty list is NIL, the constructor is CONS and the same sort of abbreviated format is supported on parsing and printing:

```
# `CONS 1 (CONS 2 NIL)`;;
val it : term = `[1; 2]`
# `[1;2;3]`;;
val it : term = `[1; 2; 3]`
# dest_comb it;;
val it : term * term = (`CONS 1`, `[2; 3]`)
```

We can even, if we wish, support the same infix consing operation to make HOL look even more like OCaml:

```
# parse_as_infix("::", (23, "right"));
val it : unit = ()
# override_interface("::", `CONS`);;
Warning: inventing type variables
val it : unit = ()
# `1::2::[]`;;
val it : term = `[1; 2]`
```

Even with recursive types, functions can again be defined by pattern-matching. Since the type itself is recursive, a natural way of defining various functions is also recursive. For example, here is the function returning the length of a list in OCaml:

```
# let rec length l =
  match l with
  [] -> 0
  | h::t -> 1 + length t;;
val length : 'a list -> int = <fun>
# length [1;2;3;4];;
val it : int = 4
```

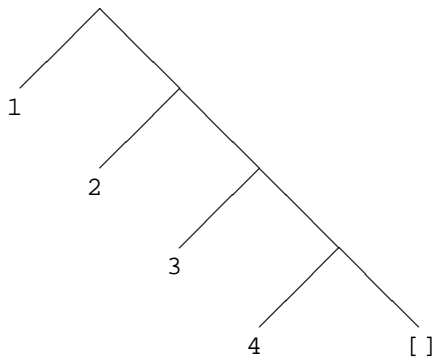
and here is the same thing in OCaml:

```
# let length = define
  `(length [] = 0) /\
  (length (CONS h t) = 1 + length t)`;;
Warning: inventing type variables
val length : thm = |- length [] = 0 /\ length (h :: t) = 1 + length t
```

and we can ‘execute’ it by repeatedly rewriting with the defining clauses:

```
# REWRITE_CONV[length] `length [1;2;3;4]`;;
val it : thm = |- length [1; 2; 3; 4] = 1 + 1 + 1 + 1 + 0
# REWRITE_CONV[length; ARITH] `length [1;2;3;4]`;;
val it : thm = |- length [1; 2; 3; 4] = 4
```

It is often helpful to visualize the elements of recursive types as tree structures, with the recursive constructors at the branch nodes and the other datatypes at the leaves. The recursiveness merely says that plugging subtrees together gives another tree. In the case of lists the ‘trees’ are all rather spindly and one-sided, with the list [1 ; 2 ; 3 ; 4] being represented as:



A particularly natural use of recursive types is to represent the abstract syntax trees (ASTs) of programming languages, logics and other formalized languages. For example, consider a language of arithmetic expressions built up by addition and multiplication from numeric constants:

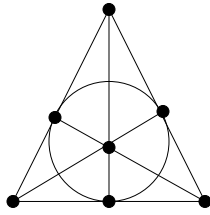


Figure 2: The Fano plane

```
# type expression = Integer of int
                | Sum of expression * expression
                | Product of expression * expression;;
```

and a recursive function to evaluate such expressions:

```
# let rec eval e =
  match e with
  | Integer i -> i
  | Sum(e1,e2) -> eval e1 + eval e2
  | Product(e1,e2) -> eval e1 * eval e2;;
val eval : expression -> int = <fun>
# eval (Product(Sum(Integer 1,Integer 2),Integer 5));;
val it : int = 15
```

Indeed, it is exactly in this way that HOL's own types and terms are defined in OCaml. And later we will use similar constructs at the HOL level to reason about programming languages and other logics.

15.3 The Fano plane

The projective plane attempts to make the theory of Euclidean geometry more regular by adding a 'point at infinity'. For example, *all* pairs of lines, not just all pairs of lines that are not parallel, intersect at a point. As with Euclidean geometry, the projective plane can be characterized by a set of axioms. Perhaps surprisingly, there are *finite* models of these axioms! The simplest is the *Fano plane*, which has 7 points and 7 lines with the incidence relations show in Figure 2. To formalize this in HOL, we define 7-element enumerated types of points and lines.

```
let line_INDUCT,line_RECURSION = define_type
  "line = Line_1 | Line_2 | Line_3 | Line_4 |
        Line_5 | Line_6 | Line_7";;

let point_INDUCT,point_RECURSION = define_type
  "point = Point_1 | Point_2 | Point_3 | Point_4 |
        Point_5 | Point_6 | Point_7";;
```

It's a bit laborious entering the exact incidence relation (which points are on which lines). First, we express it as a list of pairs, where a pair (i, j) is included precisely if point i is supposed to be on line j :

```

let fano_incidence =
  [1,1; 1,2; 1,3; 2,1; 2,4; 2,5; 3,1; 3,6; 3,7; 4,2; 4,4;
   4,6; 5,2; 5,5; 5,7; 6,3; 6,4; 6,7; 7,3; 7,5; 7,6];;

```

Now we can do a little bit of ad-hoc programming to map this incidence relation into an appropriate HOL definition. First we define functions to map an index i into the corresponding constants Point_i and Line_i , and also define a couple of generic variables of the appropriate types:

```

let fano_point i = mk_const("Point_"^string_of_int i,[],);;
let fano_line i = mk_const("Line_"^string_of_int i,[],);;
let p = `p:point` and l = `l:line` ;;

```

Hence we can define a function to map a pair (i, j) into the assertion $p = \text{Point}_i \wedge l = \text{Line}_j$:

```

let fano_clause (i,j) = mk_conj(mk_eq(p,fano_point i),mk_eq(l,fano_line j));;

```

and hence define the incidence relation, for which we use an infix ON:

```

# parse_as_infix("ON", (11, "right"));;
val it : unit = ()
# let ON = new_definition
  (mk_eq(`((ON):point->line->bool) p l`,
    list_mk_disj(map fano_clause fano_incidence)));;
val ( ON ) : thm =
|- !p l.
  p ON l <=>
  p = Point_1 /\ l = Line_1 \\/
  p = Point_1 /\ l = Line_2 \\/
  p = Point_1 /\ l = Line_3 \\/
  p = Point_2 /\ l = Line_1 \\/
  p = Point_2 /\ l = Line_4 \\/
  p = Point_2 /\ l = Line_5 \\/
  p = Point_3 /\ l = Line_1 \\/
  p = Point_3 /\ l = Line_6 \\/
  p = Point_3 /\ l = Line_7 \\/
  p = Point_4 /\ l = Line_2 \\/
  p = Point_4 /\ l = Line_4 \\/
  p = Point_4 /\ l = Line_6 \\/
  p = Point_5 /\ l = Line_2 \\/
  p = Point_5 /\ l = Line_5 \\/
  p = Point_5 /\ l = Line_7 \\/
  p = Point_6 /\ l = Line_3 \\/
  p = Point_6 /\ l = Line_4 \\/
  p = Point_6 /\ l = Line_7 \\/
  p = Point_7 /\ l = Line_3 \\/
  p = Point_7 /\ l = Line_5 \\/
  p = Point_7 /\ l = Line_6

```

For later proofs, it's more convenient to have a comprehensive list of theorems telling us which of the 49 possible incidence relationships are true. We can easily do this using the built-in function `allpairs`, which maps the first argument function over all pairs from the two lists in the next two arguments:

```

# let ON_CLAUSES = prove
  (list_mk_conj(allpairs
    (fun i j -> mk_eq(mk_comb(mk_comb('(ON)',fano_point i),fano_line j),
      if mem (i,j) fano_incidence then 'T' else 'F'))
    (1--7) (1--7)),
  REWRITE_TAC[ON; distinctness "line"; distinctness "point"]);;
val ( ON_CLAUSES ) : thm =
|- (Point_1 ON Line_1 <=> T) /\
(Point_1 ON Line_2 <=> T) /\
(Point_1 ON Line_3 <=> T) /\
(Point_1 ON Line_4 <=> F) /\
(Point_1 ON Line_5 <=> F) /\
(Point_1 ON Line_6 <=> F) /\
(Point_1 ON Line_7 <=> F) /\
(Point_2 ON Line_1 <=> T) /\
...
(Point_6 ON Line_7 <=> T) /\
(Point_7 ON Line_1 <=> F) /\
(Point_7 ON Line_2 <=> F) /\
(Point_7 ON Line_3 <=> T) /\
(Point_7 ON Line_4 <=> F) /\
(Point_7 ON Line_5 <=> T) /\
(Point_7 ON Line_6 <=> T) /\
(Point_7 ON Line_7 <=> F)

```

Now, since the underlying types are finite, any universal quantifier over those types is equivalent to a conjunction. If we split this into two implications, one of them is already there in the induction theorem, and the other is a triviality handled by simplification.

```

let FORALL_POINT = prove
  `(!p. P p) <=> P Point_1 /\ P Point_2 /\ P Point_3 /\ P Point_4 /\
    P Point_5 /\ P Point_6 /\ P Point_7`,
  EQ_TAC THENL [SIMP_TAC[]; REWRITE_TAC[point_INDUCT]];;

let FORALL_LINE = prove
  `(!p. P p) <=> P Line_1 /\ P Line_2 /\ P Line_3 /\ P Line_4 /\
    P Line_5 /\ P Line_6 /\ P Line_7`,
  EQ_TAC THENL [SIMP_TAC[]; REWRITE_TAC[line_INDUCT]];;

```

Similarly, any existential quantifier over a type is just equivalent to a disjunction:

```

# g `(?p. P p) <=> P Point_1 \/ P Point_2 \/ P Point_3 \/ P Point_4 \/
  P Point_5 \/ P Point_6 \/ P Point_7' ;;
val it : goalstack = 1 subgoal (1 total)

`(?p. P p) <=>
P Point_1 \/
P Point_2 \/
P Point_3 \/
P Point_4 \/
P Point_5 \/
P Point_6 \/
P Point_7'

```

The simplest way to proceed is to negate both sides:

```
# e( MATCH_MP_TAC(TAUT `(~p <=> ~q) ==> (p <=> q)'));
val it : goalstack = 1 subgoal (1 total)

`~(?p. P p) <=>
  ~(P Point_1 \\/
    P Point_2 \\/
    P Point_3 \\/
    P Point_4 \\/
    P Point_5 \\/
    P Point_6 \\/
    P Point_7)`
```

and use the de Morgan laws, finite (DE_MORGAN_THM) and infinite (NOT_EXISTS_THM) to convert the problem back to the universal case for a negated predicate:

```
# e(REWRITE_TAC[DE_MORGAN_THM; NOT_EXISTS_THM]);
val it : goalstack = 1 subgoal (1 total)

`(!p. ~P p) <=>
  ~P Point_1 /\
  ~P Point_2 /\
  ~P Point_3 /\
  ~P Point_4 /\
  ~P Point_5 /\
  ~P Point_6 /\
  ~P Point_7`
```

Throwing the universal theorem FORALL_POINT into the rewrite will now solve the goal. We can package up these proofs as:

```
let EXISTS_POINT = prove
  `(!?p. P p) <=> P Point_1 \\/ P Point_2 \\/ P Point_3 \\/ P Point_4 \\/
    P Point_5 \\/ P Point_6 \\/ P Point_7`,
  MATCH_MP_TAC(TAUT `(~p <=> ~q) ==> (p <=> q)`) THEN
  REWRITE_TAC[DE_MORGAN_THM; NOT_EXISTS_THM; FORALL_POINT];;

let EXISTS_LINE = prove
  `(!?p. P p) <=> P Line_1 \\/ P Line_2 \\/ P Line_3 \\/ P Line_4 \\/
    P Line_5 \\/ P Line_6 \\/ P Line_7`,
  MATCH_MP_TAC(TAUT `(~p <=> ~q) ==> (p <=> q)`) THEN
  REWRITE_TAC[DE_MORGAN_THM; NOT_EXISTS_THM; FORALL_LINE];;
```

Now, we can in principle test the truth or falsity of any formula where all variables are of type Point or Line and are bound by quantifiers, and the only relation is the incidence relation ON. We just need to expand all the quantified formulas into cases, then apply the clauses of the incidence relation as a rewrite. Of course, this approach is a little crude and vulnerable to exponential blowup. But for the relatively simple formulas, it works fast enough, and we can improve things by carefully choosing the appropriate depth conversions to expand inner quantifiers first (otherwise the outer quantifiers will blow up the number of instance of the inner quantifiers) and similarly apply the remaining evaluation bottom-up:

```
let FANO_TAC =
  GEN_REWRITE_TAC DEPTH_CONV
  [FORALL_POINT; EXISTS_LINE; EXISTS_POINT; FORALL_LINE] THEN
  GEN_REWRITE_TAC DEPTH_CONV
  (basic_rewrites() @
   [ON_CLAUSESES; distinctness "point"; distinctness "line"]);;

let FANO_RULE tm = prove(tm,FANO_TAC);;
```

Our hard work is done; we now just have to postulate the axioms and sit back and wait (not for too long). Any two distinct points determine a line, and that line is unique:

```
# let AXIOM_1 = FANO_RULE
  `!p p'. ~ (p = p') ==> ?l. p ON l /\ p' ON l /\
    !l'. p ON l' /\ p' ON l' ==> l' = l;;
val ( AXIOM_1 ) : thm =
|- !p p'.
  ~ (p = p')
  ==> (?l. p ON l /\ p' ON l /\ (!l'. p ON l' /\ p' ON l' ==> l' = l))
```

Any two lines have a common point:

```
# let AXIOM_2 = FANO_RULE
  `!l l'. ?p. p ON l /\ p ON l';;
val ( AXIOM_2 ) : thm = |- !l l'. ?p. p ON l /\ p ON l'
```

There are three distinct points that are not collinear:

```
let AXIOM_3 = FANO_RULE
  `?p p' p''. ~ (p = p') /\ ~ (p' = p'') /\ ~ (p = p'') /\
    ~(?l. p ON l /\ p' ON l /\ p'' ON l);;
val ( AXIOM_3 ) : thm =
|- ?p p' p''.
  ~ (p = p') /\
  ~ (p' = p'') /\
  ~ (p = p'') /\
  ~(?l. p ON l /\ p' ON l /\ p'' ON l)
```

and every line contains at least three distinct points:

```
# let AXIOM_4 = FANO_RULE
  `!l. ?p p' p''. ~ (p = p') /\ ~ (p' = p'') /\ ~ (p = p'') /\
    p ON l /\ p' ON l /\ p'' ON l';;
val ( AXIOM_4 ) : thm =
|- !l. ?p p' p''.
  ~ (p = p') /\
  ~ (p' = p'') /\
  ~ (p = p'') /\
  p ON l /\
  p' ON l /\
  p'' ON l
```

16 Semantics of programming languages

One of the principal applications of theorem proving is to analyze and verify programs, written either in conventional programming languages or some analogous formal notation such as a hardware description language. Before we can do this we need to say in precise terms what the meaning (*semantics*) of the various programming constructs is. In fact, it's sometimes of interest to prove properties of programming languages in general, independent of any particular program — for example the validity of certain program transformations or the guarantee that types are preserved under evaluation. Once again, a formal semantics of the language is a prerequisite.

Giving a precise semantics to programming languages is a well-established field — see Winskel (1993) for an introduction. All we need to do is translate some suitable

style of semantic definition into HOL and persuade HOL to prove the key theorems. It's traditional to distinguish three different approaches to programming language semantics:

- Denotational
- Operational
- Axiomatic

We will start by formalizing a simple imperative programming language in a way that we hope illustrates all these approaches. The language can be considered a toy subset of traditional languages like C. We start with a type of "strings" to represent variable names. The actual type chosen makes little difference since its only role is as an indexing set, but we want to make sure there are infinitely many strings, otherwise there would be some problems writing arbitrarily complicated programs:

```
# let string_INDUCT,string_RECURSION =
  define_type "string = String (int list)";;
```

Now we move on to the abstract syntax of the language; this is just a HOL formalization of the kind of thing you typically find in a programming language reference manual. First we have a type of expressions: an expression may be built from variables and numeric literals by addition and multiplication (note that in our toy language, all variables will be considered as having type num):

```
# let expression_INDUCT,expression_RECURSION = define_type
"expression = Literal num
              | Variable string
              | Plus expression expression
              | Times expression expression";;
```

Now we define the abstract syntax of commands: a command may be an assignment, a sequence of one command followed by another, and if-then-else construct or a while loop. (As in C, we don't have a separate Boolean type, but regard 0 as 'false' and every nonzero value as 'true'.)

```
let command_INDUCT,command_RECURSION = define_type
"command = Assign string expression
           | Sequence command command
           | If expression command command
           | While expression command";;
```

If we're planning to work extensively with specific programs, it might be worth defining infix operators for the language's operators. In fact, at the risk of causing some confusion, we can overload the usual arithmetic operators as constructors of expressions. After the following prettification, it's instructive to look again at how the induction and recursion theorems above print:

```
# parse_as_infix(";",(18,"right"));
# parse_as_infix(":",(20,"right"));
# override_interface(";",'Sequence');
# override_interface(":",'Assign');
# overload_interface("+",'Plus');
# overload_interface("*",'Times');
```

16.1 Semantics of the language

Now we move on to semantics. The key concept in an imperative programming language is that there is a current “state” determining the values of variables, and the meaning of an expression is dependent on that state. If we imagine the state as a function from strings (i.e. variable names) to natural numbers (i.e. values) we can formalize the intended meaning of expressions as follows. Note that in the last two clauses, the infix operators on the left are constructors for expressions, while the ones on the right are the usual arithmetic operators:

```
# let value = define
  `(value (Literal n) s = n) /\
  (value (Variable x) s = s(x)) /\
  (value (e1 + e2) s = value e1 s + value e2 s) /\
  (value (e1 * e2) s = value e1 s * value e2 s)`;;
```

We made the expression the first argument of `value`, and the state the second. This is mostly a question of taste, but it’s interesting to observe that if we just apply `value` to an expression, we get what we can think of as its semantics: a function from expressions to values. Such a semantics is said to be *denotational*: it maps a programming language construct to a mathematical object that is considered its meaning.

What about the meaning of a command? The key point about a command is that it can not only read but also modify the state (by assigning variables). So we might want to consider a command as a function from (initial) states to (final) states. However, this raises some problems since it presupposes that all commands are terminating (the final state always exists) and deterministic (the final state is determined uniquely by the initial state). Instead we will use a somewhat more general notion: the semantics of a command will be a binary relation on states, which holds for two states precisely if the command can start in the first state and terminate in the second state. The style of our definition will be *operational*, because we can think of it as an abstraction of how a program ‘operates’ (is executed) step-by-step on a machine. This is naturally defined inductively. For example, if a command c_1 can achieve a transition from state s to s' and a command c_2 can achieve a transition from state s' to s'' , the sequence $c_1; c_2$ can achieve a transition from state s to state s'' . This is the second clause in the definition below, and the other clauses can be understood similarly.

```
let sem_RULES,sem_INDUCT,sem_CASES = new_inductive_definition
  `(!x e s s'. s'(x) = value e s /\ (!y. ~(y = x) ==> s'(y) = s(y))
    ==> sem (x := e) s s') /\
  (!c1 c2 s s' s''. sem(c1) s s' /\ sem(c2) s' s'' ==> sem(c1 ;; c2) s s'') /\
  (!e c1 c2 s s'. ~(value e s = 0) /\ sem(c1) s s' ==> sem(If e c1 c2) s s') /\
  (!e c1 c2 s s'. value e s = 0 /\ sem(c2) s s' ==> sem(If e c1 c2) s s') /\
  (!e c s. value e s = 0 ==> sem(While e c) s s) /\
  (!e c s s' s''. ~(value e s = 0) /\ sem(c) s s' /\ sem(While e c) s' s''
    ==> sem(While e c) s s'')`;;
```

Although we have called our semantics operational, the cases theorem returned looks very much like a denotational semantics:

```

val sem_CASES : thm =
|- !a0 a1 a2.
  sem a0 a1 a2 <=>
  (?x e.
    a0 = x := e /\
    a2 x = value e a1 /\
    (!y. ~(y = x) ==> a2 y = a1 y)) \\/
  (?c1 c2 s'. a0 = c1 ;; c2 /\ sem c1 a1 s' /\ sem c2 s' a2) \\/
  (?e c1 c2. a0 = If e c1 c2 /\ ~(value e a1 = 0) /\ sem c1 a1 a2) \\/
  (?e c1 c2. a0 = If e c1 c2 /\ value e a1 = 0 /\ sem c2 a1 a2) \\/
  (?e c. a0 = While e c /\ a2 = a1 /\ value e a1 = 0) \\/
  (?e c s'.
    a0 = While e c /\
    ~(value e a1 = 0) /\
    sem c a1 s' /\
    sem (While e c) s' a2)

```

The difficulty in taking this as the definition is that the semantics for the while loop is recursive. Indeed, we might have tried to be clever and define it like this, but HOL is not capable of proving that such a definition is consistent:

```

# define
'sem(While e c) s s' <=> if value e s = 0 then (s' = s)
  else ?s''. sem c s s'' /\ sem(While e c) s'' s'';;
Exception: Failure "new_specification: Assumptions not allowed in theorem".

```

Even if it were, it's *not* the case that this recursion equation fully defines the semantics of a while loop. For example, if the expression e is always true (say just the literal 1), the intended semantics is the empty relation, since the loop will never terminate. But provided the command c in the body always terminates, there are many other solutions to the recursion equation, including the everywhere-true relation. More generally, we can satisfy the recursion equation for a while-loop by making the loop terminate in any places where it ‘really’ doesn’t. Thus, the appropriate ‘denotational’ approach is more subtle. One may consider an explicitly iterative definition: there is some sequence of states $\sigma = \sigma_0, \sigma_1, \dots, \sigma_n = \sigma'$ such that the expression is true in all states except σ_n and each pair of σ_i and σ_{i+1} are connected by the command. But this definition is a bit awkward to work with. We can use the recursive definition provided we specify the *minimal* solution of the recursion equation — essentially the recursion equation in conjunction with the induction theorem. An important aspect of denotational semantics for less trivial languages (Scott and Strachey 1971) is the careful study of when least fixed points exists for certain classes of recursion equation — this is significant not only in defining the semantics of commands but also the meaning of recursive types like OCaml’s.

16.2 Determinism

As our first deduction from the semantics, we will show that all programs are deterministic.

```

# g '!c s s' s''. sem c s s' /\ sem c s s'' ==> (s' = s'')';;

```

As one might expect, this is proved by induction over the semantic rules. We start by massaging the goal into the precise form to match the induction theorem:

```
# e(REWRITE_TAC[GSYM IMP_IMP; RIGHT_FORALL_IMP_THM]);;
val it : goalstack = 1 subgoal (1 total)

`!c s s'. sem c s s' ==> (!s''. sem c s s'' ==> s' = s'')`
```

Now we can match against the induction theorem and break down the resulting subgoals a little:

```
# e(MATCH_MP_TAC sem_INDUCT THEN REPEAT CONJ_TAC THEN REPEAT GEN_TAC);;
val it : goalstack = 6 subgoals (6 total)

`~(value e s = 0) /\
 (!s''. sem c s s'' ==> s' = s'') /\
 (!s'''. sem (While e c) s' s''' ==> s'' = s''')
 ==> (!s'''. sem (While e c) s s''' ==> s'' = s''')`

`value e s = 0 ==> (!s''. sem (While e c) s s'' ==> s = s'')`

`value e s = 0 /\ (!s''. sem c2 s s'' ==> s' = s'')
 ==> (!s''. sem (If e c1 c2) s s'' ==> s' = s'')`

`~(value e s = 0) /\ (!s''. sem c1 s s'' ==> s' = s'')
 ==> (!s''. sem (If e c1 c2) s s'' ==> s' = s'')`

`(!s''. sem c1 s s'' ==> s' = s'') /\ (!s'''. sem c2 s' s''' ==> s'' = s''')
 ==> (!s'''. sem (c1 ;; c2) s s''' ==> s'' = s''')`

`s' x = value e s /\ (!y. ~(y = x) ==> s' y = s y)
 ==> (!s''. sem (x := e) s s'' ==> s' = s'')`
```

Although this mass of cases may look a bit intimidating, they're all pretty easy, and can all be solved by a similar sequence of steps. We start by stripping down the first goal further and performing a case analysis over sem (only rewriting once to avoid infinite looping):

```
# e(DISCH_TAC THEN ONCE_REWRITE_TAC[sem_CASES]);;
val it : goalstack = 1 subgoal (6 total)

0 [ `s' x = value e s /\ (!y. ~(y = x) ==> s' y = s y)` ]

`!s''. (?x' e'.
  x := e = x' := e' /\
  s'' x' = value e' s /\
  (!y. ~(y = x') ==> s'' y = s y)) \/\
 (?c1 c2 s'. x := e = c1 ;; c2 /\ sem c1 s s' /\ sem c2 s' s'') \/\
 (?e' c1 c2. x := e = If e' c1 c2 /\ ~(value e' s = 0) /\ sem c1 s s'') \/\
 (?e' c1 c2. x := e = If e' c1 c2 /\ value e' s = 0 /\ sem c2 s s'') \/\
 (?e' c. x := e = While e' c /\ s'' = s /\ value e' s = 0) \/\
 (?e' c s'.
  x := e = While e' c /\
  ~(value e' s = 0) /\
  sem c s s' /\
  sem (While e' c) s' s'')
 ==> s' = s''`
```

This seems to give many cases, but many hypothesize impossible equivalences between different program syntax constructors, and can be scrubbed easily:

```
# e(REWRITE_TAC[distinctness "command"; injectivity "command"]);;
val it : goalstack = 1 subgoal (6 total)

  0 ['s' x = value e s /\ (!y. ~(y = x) ==> s' y = s y)]

'!s''. (?x' e'.
      (x = x' /\ e = e') /\
      s'' x' = value e' s /\
      (!y. ~(y = x') ==> s'' y = s y))
==> s' = s''
```

By extensionality, to prove $s' = s''$ it suffices to prove that for any variable name x we have $s'(x) = s''(x)$. After that, the goal is just first order and equality reasoning, so MESON can finish the job, though it takes a few seconds because its handling of the equations is a bit naive:

```
# e(REWRITE_TAC[FUN_EQ_THM] THEN ASM_MESON_TAC[]);;
0 inferences so far. Searching with maximum size 0.
0 inferences so far. Searching with maximum size 1.
1 inferences so far. Searching with maximum size 2.
...
141246 inferences so far. Searching with maximum size 47.
164978 inferences so far. Searching with maximum size 48.
Goal solved with 165488 inferences.
CPU time (user): 5.94
val it : goalstack = 1 subgoal (5 total)

  0 ['(!s''. sem c1 s s'' ==> s' = s'') /\
      (!s'''. sem c2 s' s''' ==> s'' = s''')]

'!s'''. (?c1' c2' s'.
      (c1 = c1' /\ c2 = c2') /\ sem c1' s s' /\ sem c2' s' s''')
==> s'' = s'''
```

The reasoning for all the other cases is similar, and in fact the proofs are easier. So we can get a complete script just by using the same sequence for all subgoals arising from the initial induction theorem, and the final proof script is not as long as one might have feared:

```
let DETERMINISM = prove
  ('!c s s' s''. sem c s s' /\ sem c s s'' ==> (s' = s'')),
  REWRITE_TAC[GSYM IMP_IMP; RIGHT_FORALL_IMP_THM] THEN
  MATCH_MP_TAC sem_INDUCT THEN REPEAT CONJ_TAC THEN REPEAT GEN_TAC THEN
  DISCH_TAC THEN ONCE_REWRITE_TAC[sem_CASES] THEN
  REWRITE_TAC[distinctness "command"; injectivity "command"] THEN
  REWRITE_TAC[FUN_EQ_THM] THEN ASM_MESON_TAC[];
```

16.3 Weakest preconditions

The prototypical programming task is to construct a program that guarantees some property of the final state provided some other property of the input state holds. For example, a sorting program might guarantee that some output array will be correctly sorted provided the input is totally ordered by the given ordering function. It is of interest to define, following Dijkstra (1976), the ‘weakest precondition’ on the input states we need to ensure some property q holds in the output state. (As often, we will freely slip between the equivalent concepts of sets of states and predicates on states.) For example the ‘weakest liberal precondition’ for a command c and predicate q is the

set of states s such whenever c started in state s can terminate in s' , the final state s' satisfies q :

```
# let wlp = new_definition
  `wlp c q s <=> !s'. sem c s s' ==> q s'`;;
```

This has the defect that it is vacuously true if the program fails to terminate in state s , so one more commonly uses the plain ‘weakest precondition’ which adds a hypothesis of termination:

```
# let terminates = new_definition
  `terminates c s <=> ?s'. sem c s s'`;

# let wp = new_definition
  `wp c q s <=> terminates c s /\ wlp c q s'`;;
```

Note that if the program state space (type) is Σ , then $wp\ c$ has type $(\Sigma \rightarrow \text{bool}) \rightarrow (\Sigma \rightarrow \text{bool})$, mapping output predicates to corresponding input predicates. For this reason, $wp\ c$ is frequently referred to as a *predicate transformer*. Predicate transformers for real programs necessarily obey certain ‘healthiness’ conditions identified by Dijkstra. For example, they must map empty sets to empty sets and must be monotonic with respect to inclusion. We can prove these in HOL simply by rewriting with the definitions and performing trivial first-order reasoning.

```
let WP_TOTAL = prove
  (!c. (wp c EMPTY = EMPTY)`,
  REWRITE_TAC[FUN_EQ_THM; wp; wlp; terminates; EMPTY] THEN MESON_TAC[]);;

let WP_MONOTONIC = prove
  (!q SUBSET r ==> wp c q SUBSET wp c r`,
  REWRITE_TAC[SUBSET; IN; wp; wlp; terminates] THEN MESON_TAC[]);;
```

In addition, wp must distribute over conjunction and disjunction. The former must hold even for a nondeterministic programming language, but for the latter determinism is essential:

```
let WP_DISJUNCTIVE = prove
  (! (wp c p) UNION (wp c q) = wp c (p UNION q)`,
  REWRITE_TAC[FUN_EQ_THM; IN; wp; wlp; IN_ELIM_THM; UNION; terminates] THEN
  MESON_TAC[DETERMINISM]);;
```

One can obtain explicit expressions for the weakest preconditions of commands. For example, attractively, the weakest precondition of a sequence of commands is just the composition of the two weakest preconditions of the components:

```
let WP_SEQ = prove
  (!c1 c2 q. wp (c1 ;; c2) = wp c1 o wp c2`,
  REWRITE_TAC[wp; wlp; terminates; SEM_SEQ; FUN_EQ_THM; o_THM] THEN
  MESON_TAC[DETERMINISM]);;
```

16.4 Axiomatic semantics

We can now return to the prototypical programming problem. We are supposed to produce a program c guaranteeing some predicate q on the output state given an assumption p on the input state. We can say that a command is a valid solution to this problem precisely if the input predicate p is contained in the weakest precondition for q :

```
let correct = new_definition
  `correct p c q <=> p SUBSET (wp c q)`;;
```

This leads us to yet another approach to the semantics of programming languages, developed by Hoare (1969) from related work by Floyd (1967). Rather than aim at explicit statements about the state transition relations resulting from commands, we simply state rules that allow us to deduce valid ‘Hoare triples’ $\text{correct } p \ c \ q$, more usually written informally as $p \{c\} \ q$ or $\{p\} \ c \ \{q\}$. We can derive a suitable set of rules directly from our existing semantic definitions, rather than postulate them from scratch. Two of the simplest rules are *precondition strengthening* (we can assume a stronger precondition than necessary) and *postcondition weakening* (we will guarantee a weaker postcondition than any that we can deduce):

```
let CORRECT_PRESTRENGTH = prove
  (`!p p' c q. p SUBSET p' /\ correct p' c q ==> correct p c q`,
  REWRITE_TAC[correct; SUBSET_TRANS]);;

let CORRECT_POSTWEAK = prove
  (`!p c q q'. correct p c q' /\ q' SUBSET q ==> correct p c q`,
  REWRITE_TAC[correct] THEN MESON_TAC[WP_MONOTONIC; SUBSET_TRANS]);;
```

Similarly, we can quite easily derive the usual Hoare rule for sequences:

```
let CORRECT_SEQ = prove
  (`!p q r c1 c2.
   correct p c1 r /\ correct r c2 q ==> correct p (c1 ;; c2) q`,
  REWRITE_TAC[correct; WP_SEQ; o_THM] THEN
  MESON_TAC[WP_MONOTONIC; SUBSET_TRANS]);;
```

We will develop these ideas more in the next section in a slightly different context.

17 Shallow embedding

In the previous section we explicitly defined the syntax of a programming language and its semantic map within HOL. The syntactic constructs and their meanings were quite different things, with the semantic map mediating between them. A contrasting approach is to regard a programming language as merely a notation for describing that semantics directly. For example, an assignment statement $x := e$ does not denote a syntactic object, but rather is a shorthand for, say, a state mapping, state transition relation or weakest precondition that we associate with it.

This approach, and indeed the embedding of programming language semantics in theorem provers generally, was pioneered by Gordon (1989), the inventor of the original HOL. For some time it was known as *semantic embedding*, and the fullblown

formalization of the semantic map as *syntactic embedding*. However, since Boulton, Gordon, Gordon, Harrison, Herbert, and Van Tassel (1993) the customary terminology has been to describe the formalization of the syntax and the semantic map (as in the previous section) as *deep embedding* and the direct semantic embedding as *shallow embedding*.

It is worth noting that shallow embedding provides a natural formalization of the attitudes expressed by Dijkstra (1976), where a “programming language” (he deprecates the very term) is viewed as an algorithmically-oriented system of mathematical notation first and foremost. Such a notation is meaningful in isolation from any particular implementation, and indeed the role of a real programming language compiler on a real machine is to provide a sufficiently close approximation to the abstract mathematical counterpart. (Perhaps, for example, imposing some limitations on sizes of integers.)

17.1 State and expressions

Crudely speaking, to move from a deep to a shallow embedding we want to keep the same basic theorems as in the deep embedding but with the semantic maps `value` and `sem` erased. Expressions *are* now simply mappings from states to values. Commands *are* just their weakest preconditions. (We could use various other direct semantic notions, but this one fits best with our future plans — see Dijkstra and Scholten (1990) for some discussion of this point.)

The syntax of expressions in our deep-embedded language was somewhat restricted: we only had one type, that of natural numbers, and we had to consider it as a Boolean using C-style hacking. These restrictions were mainly for technical simplicity: we could have considered a much wider variety of types and operators. But then the statements and proofs, while still straightforward conceptually, begin to suffer from a proliferation of cases. In a shallow embedding, there’s nothing to stop us using quite arbitrary HOL expressions, even noncomputable ones, and we never need to settle on a fixed repertoire of types and operators at the outset. Of course, this has the apparently undesirable feature that one can write ‘programs’ that do not correspond to executable code. But we will see when we consider refinement below that this can be considered a strength as well as a weakness.

If we are planning to use variables of unrestricted types, extensible at will, we cannot simply have the state as a function from variables to some type of ‘values’, since we cannot decide on any fixed set of values (say, just integers and booleans) in advance. A natural alternative is to represent the state as an iterated cartesian product of the types of whatever variables we need (there will, presumably, only be a fairly small finite number). For example, if we have two variables b and c of Boolean type and three integer variables x , y and z , we can consider the state as

$$\text{bool} \times \text{bool} \times \text{int} \times \text{int} \times \text{int}$$

If we are prepared to wrap expressions and commands in a paired lambda-abstraction, we can even use the appropriately named components as a mnemonic, for example the expression (= state predicate) ‘ $b \wedge x < y + z$ ’ as

```
# `(b:bool,c:bool,x:int,y:int,z:int). b /\ x < y + z`;;
```

Although having to embed everything in these lambda-abstractions is a bit ugly, one can set HOL up to parse and print in a more intuitive notation. At least this is the *only* syntactic awkwardness, and everything in the body can be written directly in a “naive” way using the standard mathematical operators. We will not set up any special parsing and printing support, since we are not going to try any large explicit examples, but the reader can find an illustration of how to do just that in `Examples/prog.ml`.

17.2 Commands

Recall that we are planning to regard commands as their weakest preconditions. An assignment is basically determined by a state transition function, which is nothing but another expression on states whose value happens to be of the same type. The corresponding weakest precondition is just the composition of this transition with the postcondition, because we test the postcondition *after* making the state transition, so:³¹

```
# let assign = new_definition
  `Assign (f:S->S) (q:S->bool) = q o f`;;
```

Once again, we can use lambda-abstraction to wrap things up in terms of component variables. For example, the assignment `x := y + z` would be mapped to

```
# `Assign (\(b:bool,c:bool,x:int,y:int,z:int). (b,c,y+z,y,z))`;;
```

This notion of assignment is quite general. Among the more minor generalizations of ordinary assignment we may encode a parallel assignment of multiple variables, e.g. `x, y := y, x` to swap `x` and `y`:

```
# `Assign (\(b:bool,c:bool,x:int,y:int,z:int). (b,c,y,x,z))`;;
```

As we recall from the deep embedding, sequencing effectively composes the weakest preconditions, so that becomes our *definition* in the shallow embedding:

```
# parse_as_infix(";;", (18, "right"));
# let sequence = new_definition
  `(c1:(S->bool)->(S->bool)) ;; (c2:(S->bool)->(S->bool)) = c1 o c2`;;
```

It is also not difficult to see that the following is an appropriate definition for the ‘if’ constructs. We have two versions, `If` which has no ‘else’ clause and `Ite` (if-then-else) that does:

```
# let if_def = new_definition
  `If e (c:(S->bool)->(S->bool)) q = {s | if e s then c q s else q s}`;;

# let ite_def = new_definition
  `Ite e (c1:(S->bool)->(S->bool)) c2 q =
    {s | if e s then c1 q s else c2 q s}`;;
```

³¹The type restrictions are not essential but can help to infer more types later. Usually we make the ML identifier storing the definitional theorem match the name of the constant. Here we would fall foul of OCaml’s case sensitivity.

The most challenging definition is the loop construct. Once again, we may be tempted to define it inductively as the least predicate with the basic closure property, and this almost works:

```
# let while_RULES,while_INDUCT,while_CASES = new_inductive_definition
  '!q s. If e (c ;; while e c) q s ==> while e c q s';;
Warning: inventing type variables
val while_RULES : thm =
  !e c while while'.
    (!a0 al. while a0 al ==> while' a0 al)
    ==> (!a0 al. If e (c ;; while) a0 al ==> If e (c ;; while') a0 al)
  |- !e c q s. If e (c ;; while e c) q s ==> while e c q s
  ...
```

This theorem and the induction and cases theorem all have a hypothesis. The reason is that, as mentioned earlier, HOL needs an appropriate monotonicity property to justify the inductive definitions. While HOL does quite a good job of proving this in obvious cases, here we actually have no guarantee because *c* can be *any* predicate transformer, for instance complementation. Here is a less desirable contrast with deep embedding. There, we proved that the wp of any command is monotonic, one of Dijkstra's healthiness conditions. However, here in the shallow embedding we are not restricted to a fixed repertoire of commands so we need to add monotonicity as an assumption in certain cases. We will therefore make a 'manual' definition of `While` as the smallest predicate satisfying the basic closure property, i.e. the intersection of all such predicates. Note that we have expanded out the auxiliary notions like `If`:

```
# let while_def = new_definition
  'While e c q =
    {s | !w. (!s:S. (if e(s) then c w s else q s) ==> w s) ==> w s}';;
```

We will return to the proof of the critical properties later, but first we formalize the notion of monotonicity for a predicate transformer and prove some key facts about it. The definition is as one might expect:

```
# let monotonic = new_definition
  'monotonic c <=> !q q'. q SUBSET q' ==> (c q) SUBSET (c q')';;
```

It's easy to prove that the basic assignment command is monotonic, basically by just expanding the definitions:

```
# let MONOTONIC_ASSIGN = prove
  ('monotonic (Assign f)',
   SIMP_TAC[monotonic; assign; SUBSET; o_THM; IN]);;
```

and not much harder to show that the composite structures built from monotonic components are themselves monotonic:

```
# let MONOTONIC_IF = prove
  ('monotonic c ==> monotonic (If e c)',
   REWRITE_TAC[monotonic; if_def] THEN SET_TAC[]);;

# let MONOTONIC_ITE = prove
  ('monotonic c1 /\ monotonic c2 ==> monotonic (Ite e c1 c2)',
   REWRITE_TAC[monotonic; ite_def] THEN SET_TAC[]);;

# let MONOTONIC_SEQ = prove
  ('monotonic c1 /\ monotonic c2 ==> monotonic (c1 ;; c2)',
   REWRITE_TAC[monotonic; sequence; o_THM] THEN SET_TAC[]);;
```

The proofs once again just really need us to expand the definitions, and are there-
after straightforward first-order reasoning. This applies equally to our `While` con-
struct, since our explicit definition is monotonic:

```
# let MONOTONIC_WHILE = prove
  (`monotonic c ==> monotonic(While e c)` ,
  REWRITE_TAC[monotonic; while_def] THEN SET_TAC[]);;
```

But let us return to verifying that our `While` has the properties we expect. If it had
been accepted as a normal inductive definition, we would have expected the usual trio
of theorems, provided the underlying command is monotonic:

```
# g `!e c q:S->bool.
  monotonic c
  ==> (!s. If e (c ;; While e c) q s ==> While e c q s) /\
      (!w'. (!s. If e (c ;; (\q. w')) q s ==> w' s)
          ==> (!a. While e c q a ==> w' a)) /\
      (!s. While e c q s <=> If e (c ;; While e c) q s)`;;
```

We can at least use one of the less well-known functions in the inductive definition
package to verify that these properties hold.³²

```
# e(REPEAT GEN_TAC THEN DISCH_TAC THEN
  (MP_TAC o GEN_ALL o DISCH_ALL o derive_nonschematic_inductive_relations)
  `!s:S. (if e s then c w s else q s) ==> w s`);;
val it : goalstack = 1 subgoal (1 total)

0 [`monotonic c`]

`(!e c w q.
  w = (\a. !w'. (!a. (if e a then c w' a else q a) ==> w' a) ==> w' a)
  ==> (!w w'.
    (!a. w a ==> w' a)
    ==> (!a. (if e a then c w a else q a)
        ==> (if e a then c w' a else q a)))
  ==> (!s. (if e s then c w s else q s) ==> w s) /\
      (!w'. (!s. (if e s then c w' s else q s) ==> w' s)
          ==> (!a. w a ==> w' a)) /\
      (!a. w a <=> (if e a then c w a else q a)))
  ==> (!s. If e (c ;; While e c) q s ==> While e c q s) /\
      (!w'. (!s. If e (c ;; (\q. w')) q s ==> w' s)
          ==> (!a. While e c q a ==> w' a)) /\
      (!s. While e c q s <=> If e (c ;; While e c) q s)`
```

If we expand out all the definitions, the conclusion of the newly added antecedent
matches our desired conclusion:

³²The reader probably won't want to understand this proof in great detail. Essentially, we would other-
wise need to prove an instance of the Knaster-Tarski fixpoint theorem, and we are relying on the inductive
definitions package to perform the corresponding reasoning.

```

# e(REWRITE_TAC[if_def; sequence; o_THM; IN_ELIM_THM; IMP_IMP]);
val it : goalstack = 1 subgoal (1 total)

  0 ['monotonic c']

`(!e c w q.
  w = (\a. !w'. (!a. (if e a then c w' a else q a) ==> w' a) ==> w' a) /\
  (!w w'.
    (!a. w a ==> w' a)
    ==> (!a. (if e a then c w a else q a)
      ==> (if e a then c w' a else q a)))
  ==> (!s. (if e s then c w s else q s) ==> w s) /\
  (!w'. (!s. (if e s then c w' s else q s) ==> w' s)
    ==> (!a. w a ==> w' a) /\
    (!a. w a <=> (if e a then c w a else q a)))
  ==> (!s. (if e s then c (While e c q) s else q s) ==> While e c q s) /\
  (!w'. (!s. (if e s then c w' s else q s) ==> w' s)
    ==> (!a. While e c q a ==> w' a) /\
    (!s. While e c q s <=> (if e s then c (While e c q) s else q s)))`

```

and then we can eliminate the equational hypothesis since it will then just be an instance of the definition of While:

```

# e(DISCH_THEN MATCH_MP_TAC THEN
  REWRITE_TAC[FUN_EQ_THM; while_def; IN_ELIM_THM]);
val it : goalstack = 1 subgoal (1 total)

  0 ['monotonic c']

`!w w'.
  (!s. w s ==> w' s)
  ==> (!s. (if e s then c w s else q s) ==> (if e s then c w' s else q s))`

```

The remaining goal is the inductive definition's required notion of 'monotonicity' for the whole rule, and it follows easily from our assumption:

```

# e(POP_ASSUM MP_TAC THEN REWRITE_TAC[monotonic; SUBSET; IN] THEN MESON_TAC[]);
...
val it : goalstack = No subgoals

```

giving the following as the overall proof:

```

# let WHILE_THM = prove
  (`!e c q:S->bool.
    monotonic c
    ==> (!s. If e (c ;; While e c) q s ==> While e c q s) /\
    (!w'. (!s. If e (c ;; (\q. w')) q s ==> w' s)
      ==> (!a. While e c q a ==> w' a) /\
      (!s. While e c q s <=> If e (c ;; While e c) q s)'),
    REPEAT GEN_TAC THEN DISCH_TAC THEN
    (MP_TAC o GEN_ALL o DISCH_ALL o derive_nonschematic_inductive_relations)
    `!s:S. (if e s then c w s else q s) ==> w s` THEN
    REWRITE_TAC[if_def; sequence; o_THM; IN_ELIM_THM; IMP_IMP] THEN
    DISCH_THEN MATCH_MP_TAC THEN
    REWRITE_TAC[FUN_EQ_THM; while_def; IN_ELIM_THM] THEN
    POP_ASSUM MP_TAC THEN REWRITE_TAC[monotonic] THEN SET_TAC[]);;

```

In fact, if all we're interested in is proving programs totally correct (which includes proving termination), all we really need is the fixpoint property, so it's worth separating this out:³³

³³Recall from our earlier discussion that two such fixpoints can only differ in cases where the program fails to terminate. In fact, the weakest *liberal* precondition, where we only require correctness in terminating cases, is the greatest fixpoint.

```
# let WHILE_FIX = prove
  ('!e c. monotonic c ==> (While e c = If e (c ;; While e c))',
  REWRITE_TAC[FUN_EQ_THM] THEN MESON_TAC[WHILE_THM]);;
```

17.3 Hoare rules

The notion of total correctness can, as usual, be derived from the deep embedding counterpart by erasing the wp:

```
# let correct = new_definition
  'correct p c q <=> p SUBSET (c q)';;
```

Deriving the Hoare rules from the weakest preconditions is generally straightforward (as one might expect since weakest preconditions were developed with Hoare rules as an inspiration). The basic ‘precondition strengthening’ rule can be proved in exactly the same easy way as before:

```
# let CORRECT_PRESTRENGTH = prove
  ('!p p' c q. p SUBSET p' /\ correct p' c q ==> correct p c q',
  REWRITE_TAC[correct; SUBSET_TRANS]);;
```

but for postcondition weakening, we need an assumption of monotonicity, since this is *exactly* saying that a weaker postcondition yields a stronger precondition:

```
# let CORRECT_POSTWEAK = prove
  ('!p c q q'. monotonic c /\ correct p c q' /\ q' SUBSET q ==> correct p c q',
  REWRITE_TAC[correct; monotonic] THEN SET_TAC[]);;
```

The Hoare correctness rule for assignment presents no real difficulty:

```
# let CORRECT_ASSIGN = prove
  ('!p f q. (p SUBSET (q o f)) ==> correct p (Assign f) q',
  REWRITE_TAC[correct; assign]);;
```

but sequencing once again needs monotonicity, at least for the first command:

```
# let CORRECT_SEQ = prove
  ('!p q r c1 c2.
   monotonic c1 /\ correct p c1 r /\ correct r c2 q
   ==> correct p (c1 ;; c2) q',
  REWRITE_TAC[correct; sequence; monotonic; o_THM] THEN SET_TAC[]);;
```

The two conditional constructs fall to essentially the same proof:

```
# let CORRECT_ITE = prove
  ('!p e c1 c2 q.
   correct (p INTER e) c1 q /\ correct (p INTER (UNIV DIFF e)) c2 q
   ==> correct p (Ite e c1 c2) q',
  REWRITE_TAC[correct; ite_def] THEN SET_TAC[]);;
```

```
# let CORRECT_IF = prove
  ('!p e c q.
   correct (p INTER e) c q /\ p INTER (UNIV DIFF e) SUBSET q
   ==> correct p (If e c) q',
  REWRITE_TAC[correct; if_def] THEN SET_TAC[]);;
```

The only real challenge is the `While` construct. The usual Hoare rule for partial correctness is based on the existence of a ‘loop invariant’, a state predicate that is preserved by each iteration. And to ensure termination, we need to guarantee that the sequence of states reached after each execution is limited, which we can do by postulating a wellfounded ordering for them. Thus we aim to prove the following: assume a wellfounded order \ll , a loop guard e and a monotonic command c . Suppose also that there is an invariant that (i) is implied by the precondition p and (ii) together with the failure of the loop guard e , implies the postcondition. Then the loop satisfies the corresponding total correctness condition provided that in one iteration of the loop (where we can assume that e also holds at the beginning) preserves the invariant and makes the state decrease in the wellfounded ordering. Note that the invariance clause uses an extra variable X to record the ‘previous’ value of the state for comparison at the end of the loop body.

```
# g `! (<<) p c q e invariant.
    monotonic c /\
    WF(<<) /\
    p SUBSET invariant /\
    (UNIV DIFF e) INTER invariant SUBSET q /\
    (!X:S. correct (invariant INTER e INTER (\s. X = s)) c
      (invariant INTER (\s. s << X)))
==> correct p (While e c) q';;
```

It seems to simplify the proof if we write away the set notation:

```
# e(REWRITE_TAC[correct; SUBSET; IN_INTER; IN_UNIV; IN_DIFF; IN] THEN
  REPEAT GEN_TAC THEN STRIP_TAC);;
val it : goalstack = 1 subgoal (1 total)

0 ['monotonic c']
1 ['WF (<<)']
2 ['!x. p x ==> invariant x']
3 ['!x. ~e x /\ invariant x ==> q x']
4 ['!X x.
    invariant x /\ e x /\ X = x ==> c (invariant INTER (\s. s << X)) x']

!x. p x ==> While e c q x'
```

We can start by getting rid of the precondition in favour of the invariant:

```
# e(SUBGOAL_THEN `!s:S. invariant s ==> While e c q s` MP_TAC THENL
  [ALL_TAC; ASM_MESON_TAC[]]);;
...
val it : goalstack = 1 subgoal (1 total)

0 ['monotonic c']
1 ['WF (<<)']
2 ['!x. p x ==> invariant x']
3 ['!x. ~e x /\ invariant x ==> q x']
4 ['!X x.
    invariant x /\ e x /\ X = x ==> c (invariant INTER (\s. s << X)) x']

!s. invariant s ==> While e c q s'
```

We will prove this by wellfounded induction over the assumed relation:

```

# e(FIRST_ASSUM(MATCH_MP_TAC o REWRITE_RULE[WF_IND]) THEN
  X_GEN_TAC `s:S` THEN REPEAT DISCH_TAC);;
val it : goalstack = 1 subgoal (1 total)

0 ['monotonic c']
1 ['WF (<<)']
2 ['!x. p x ==> invariant x']
3 ['!x. ~e x /\ invariant x ==> q x']
4 ['!X x.
      invariant x /\ e x /\ X = x ==> c (invariant INTER (\s. s << X)) x']
5 ['!y. y << s ==> invariant y ==> While e c q y']
6 ['invariant s']

`While e c q s`

```

We proceed by applying the fixpoint property of the while loop once; note that as claimed we use nothing else about the while loop in this proof. We then eliminate the defined notions of conditional and sequencing:

```

# e(FIRST_ASSUM(fun th -> ONCE_REWRITE_TAC[MATCH_MP WHILE_FIX th]) THEN
  REWRITE_TAC[if_def; sequence; o_THM; IN_ELIM_THM]);;
val it : goalstack = 1 subgoal (1 total)

0 ['monotonic c']
1 ['WF (<<)']
2 ['!x. p x ==> invariant x']
3 ['!x. ~e x /\ invariant x ==> q x']
4 ['!X x.
      invariant x /\ e x /\ X = x ==> c (invariant INTER (\s. s << X)) x']
5 ['!y. y << s ==> invariant y ==> While e c q y']
6 ['invariant s']

`if e s then c (While e c q) s else q s`

```

We now proceed by a case analysis on the tested expression; one case is a trivial consequence of the assumption [3]:

```

# e(COND_CASES_TAC THENL [ALL_TAC; ASM_MESON_TAC[]]);;
...
val it : goalstack = 1 subgoal (1 total)

0 ['monotonic c']
1 ['WF (<<)']
2 ['!x. p x ==> invariant x']
3 ['!x. ~e x /\ invariant x ==> q x']
4 ['!X x.
      invariant x /\ e x /\ X = x ==> c (invariant INTER (\s. s << X)) x']
5 ['!y. y << s ==> invariant y ==> While e c q y']
6 ['invariant s']
7 ['e s']

`c (While e c q) s`

```

We want to appeal to the core property of each loop iteration, applying it to the initial state s :

```

# e(FIRST_X_ASSUM(MP_TAC o SPECL ['s:S'; 's:S']) THEN ASM_REWRITE_TAC[]);;
val it : goalstack = 1 subgoal (1 total)

0 ['monotonic c']
1 ['WF (<<)']
2 ['!x. p x ==> invariant x']
3 ['!x. ~e x /\ invariant x ==> q x']
4 ['!y. y << s ==> invariant y ==> While e c q y']
5 ['invariant s']
6 ['e s']

'c (invariant INTER (\s'. s' << s)) s ==> c (While e c q) s'

```

We're almost home now, but we do need to use monotonicity:

```

# e(FIRST_X_ASSUM(MP_TAC o GEN_REWRITE_RULE I [monotonic]) THEN
  REWRITE_TAC[SUBSET; IN; RIGHT_IMP_FORALL_THM]);;
val it : goalstack = 1 subgoal (1 total)

0 ['WF (<<)']
1 ['!x. p x ==> invariant x']
2 ['!x. ~e x /\ invariant x ==> q x']
3 ['!y. y << s ==> invariant y ==> While e c q y']
4 ['invariant s']
5 ['e s']

'(!q q' x. (!x. q x ==> q' x) ==> c q x ==> c q' x)
==> c (invariant INTER (\s'. s' << s)) s
==> c (While e c q) s'

```

and now it's easy:

```

# e(DISCH_THEN MATCH_MP_TAC THEN ASM_SIMP_TAC[INTER; IN_ELIM_THM; IN]);;
val it : goalstack = No subgoals

```

with this as the packaged-up proof:

```

# let CORRECT_WHILE = prove
  ('! (<<) p c q e invariant.
    monotonic c /\
    WF(<<) /\
    p SUBSET invariant /\
    (UNIV DIFF e) INTER invariant SUBSET q /\
    (!X:S. correct (invariant INTER e INTER (\s. X = s)) c
      (invariant INTER (\s. s << X)))
    ==> correct p (While e c) q',
  REWRITE_TAC[correct; SUBSET; IN_INTER; IN_UNIV; IN_DIFF; IN] THEN
  REPEAT GEN_TAC THEN STRIP_TAC THEN
  SUBGOAL_THEN '!s:S. invariant s ==> While e c q s' MP_TAC THENL
    [ALL_TAC; ASM_MESON_TAC[]] THEN
  FIRST_ASSUM(MATCH_MP_TAC o REWRITE_RULE[WF_IND]) THEN
  X_GEN_TAC 's:S' THEN REPEAT DISCH_TAC THEN
  FIRST_ASSUM(fun th -> ONCE_REWRITE_TAC[MATCH_MP WHILE_FIX th]) THEN
  REWRITE_TAC[if_def; sequence; o_THM; IN_ELIM_THM] THEN
  COND_CASES_TAC THENL [ALL_TAC; ASM_MESON_TAC[]] THEN
  FIRST_X_ASSUM(MP_TAC o SPECL ['s:S'; 's:S']) THEN ASM_REWRITE_TAC[] THEN
  FIRST_X_ASSUM(MP_TAC o GEN_REWRITE_RULE I [monotonic]) THEN
  REWRITE_TAC[SUBSET; IN; RIGHT_IMP_FORALL_THM] THEN
  DISCH_THEN MATCH_MP_TAC THEN ASM_SIMP_TAC[INTER; IN_ELIM_THM; IN]);;

```

17.4 Verification conditions

Suppose one is trying to establish a Hoare triple `correct p c q` for particular `p`, `c` and `q`. Some of the Hoare rules, such as the ones for `Assign` and `If`, can just be applied mechanically in a goal-directed fashion. But in other cases, one needs to supply additional information not present in the program text — for example the middle predicate `r` in `CORRECT_SEQ` and the invariant and ordering relation in `CORRECT_WHILE`.

To avoid this disparity, one can add ‘annotations’ to the program text so that the necessary information is present there. Formally speaking, introducing annotations means extending the syntax of the programming language. But given that we’re using a shallow embedding, adding new constructs for the annotations presents no problems. For example, we can introduce an `assert` statement to indicate the expected property within a sequence of other commands, and a `variant` to indicate the wellfounded ordering for a loop body, both semantically equivalent to trivial ‘do nothing’ commands:

```
let assert_def = new_definition
  `assert (p:S->bool) (q:S->bool) = q`;;

let variant_def = new_definition
  `variant ((<<):S->S->bool) (q:S->bool) = q`;;
```

Now we can modify the basic correctness theorems to take the additional information from the annotations:

```
# let CORRECT_SEQ_VC = prove
  (!p q r c1 c2.
    monotonic c1 /\ correct p c1 r /\ correct r c2 q
    ==> correct p (c1 ;; assert r ;; c2) q',
  REWRITE_TAC[correct; sequence; monotonic; assert_def; o_THM] THEN SET_TAC[]);;

# let CORRECT_WHILE_VC = prove
  (! (<<) p c q e invariant.
    monotonic c /\
    WF(<<) /\
    p SUBSET invariant /\
    (UNIV DIFF e) INTER invariant SUBSET q /\
    (!X:S. correct (invariant INTER e INTER (\s. X = s)) c
      (invariant INTER (\s. s << X)))
    ==> correct p (While e (assert invariant ;; variant(<<) ;; c)) q',
  REPEAT STRIP_TAC THEN
  REWRITE_TAC[sequence; variant_def; assert_def; o_DEF; ETA_AX] THEN
  ASM_MESON_TAC[CORRECT_WHILE]);;
```

Now if a program text is appropriately annotated, applying the modified rules is a completely deterministic and mechanical process which we can do by a custom tactic. First of all, we want a tactic to dispose of monotonicity subgoals that are thrown up. If we prove our two new annotations are monotonic:

```
# let MONOTONIC_ASSERT = prove
  (`monotonic (assert p)`),
  REWRITE_TAC[assert_def; monotonic]);;

# let MONOTONIC_VARIANT = prove
  (`monotonic (variant p)`),
  REWRITE_TAC[variant_def; monotonic]);;
```

then we can arrive at such a tactic by repeatedly applying ‘composition’ theorems backwards and then appealing to monotonicity for the basic commands:

```
# let MONO_TAC =
  REPEAT(MATCH_MP_TAC MONOTONIC_WHILE ORELSE
    (MAP_FIRST MATCH_MP_TAC
      [MONOTONIC_SEQ; MONOTONIC_IF; MONOTONIC_ITE] THEN CONJ_TAC)) THEN
  MAP_FIRST MATCH_ACCEPT_TAC
  [MONOTONIC_ASSIGN; MONOTONIC_ASSERT; MONOTONIC_VARIANT];;
```

Now, to apply the correctness rules, we just backchain through the various correctness theorems, sometimes breaking apart and processing the resulting subgoals ready for the next step. If the program is completely annotated, the resulting subgoals will be free of programming constructs, consisting of purely mathematical assertions. These are usually called *verification conditions*, because their truth is a sufficient condition for the overall correctness goal.

```
# let VC_TAC =
  FIRST
  [MATCH_MP_TAC CORRECT_SEQ_VC THEN CONJ_TAC THENL [MONO_TAC; CONJ_TAC];
  MATCH_MP_TAC CORRECT_ITE THEN CONJ_TAC;
  MATCH_MP_TAC CORRECT_IF THEN CONJ_TAC;
  MATCH_MP_TAC CORRECT_WHILE_VC THEN REPEAT CONJ_TAC THENL
  [MONO_TAC; TRY(MATCH_ACCEPT_TAC WF_MEASURE); ALL_TAC; ALL_TAC;
  REWRITE_TAC[FORALL_PAIR_THM; measure] THEN REPEAT GEN_TAC];
  MATCH_MP_TAC CORRECT_ASSIGN];;
```

As a concrete example, we will consider a simple program for computing gcds (greatest common divisors). First we load in some basic results about gcds:

```
# needs "Examples/prime.ml";;
```

The program we're considering might be written in C as follows. It's supposed to compute the gcd of m and n , leaving the result in x :

```
x = m, y = n;
while (!(x == 0 || y == 0))
{ if (x < y) y = y - x;
  else x = x - y;
}
if (x == 0) x = y;
```

If we wrap this in the lambda abstractions and add assertions as needed, we come up with the following for the correctness claim:

```
# g `correct
(\(m,n,x,y). T)
(Assign (\(m,n,x,y). m,n,m,n) ;; // x,y := m,n
assert (\(m,n,x,y). x = m /\ y = n) ;;
While (\(m,n,x,y). ~(x = 0 /\ y = 0))
  (assert (\(m,n,x,y). gcd(x,y) = gcd(m,n)) ;;
  variant(measure(\(m,n,x,y). x + y)) ;;
  Ite (\(m,n,x,y). x < y)
    (Assign (\(m,n,x,y). m,n,x,y - x))
    (Assign (\(m,n,x,y). m,n,x - y,y)) ;;
  assert (\(m,n,x,y). (x = 0 /\ y = 0) /\ gcd(x,y) = gcd(m,n)) ;;
  If (\(m,n,x,y). x = 0) (Assign (\(m,n,x,y). (m,n,y,y)))
  (\(m,n,x,y). gcd(m,n) = x)');
```

If we apply our tactic we reduce the goal to 7 verification conditions:

```
# e(REPEAT VC_TAC);;
```

However, they become more readable if we expand out the state variables and perform some beta-reduction and simplification, so let's back up and apply this to all the VCs:

```
# b();;
# e(REPEAT VC_TAC THEN REWRITE_TAC[SUBSET; FORALL_PAIR_THM] THEN
  MAP EVERY X_GEN_TAC ['m:num'; 'n:num'; 'x:num'; 'y:num'] THEN
  REWRITE_TAC[IN; INTER; UNIV; DIFF; o_DEF; IN_ELIM_THM; PAIR_EQ] THEN
  CONV_TAC(TOP_DEPTH_CONV GEN_BETA_CONV) THEN SIMP_TAC[]);;
val it : goalstack = 4 subgoals (4 total)

`((x = 0 \\/ y = 0) /\ gcd (x,y) = gcd (m,n)) /\ ~(x = 0) ==> gcd (m,n) = x`

`((x = 0 \\/ y = 0) /\ gcd (x,y) = gcd (m,n)) /\ x = 0 ==> gcd (m,n) = y`

`(gcd (x,y) = gcd (m,n) /\
  ~(x = 0 \\/ y = 0) /\
  p1 = m /\
  p1' = n /\
  p1'' = x /\
  p2 = y) /\
  ~(x < y)
=> gcd (x - y,y) = gcd (m,n) /\ x - y + y < x + y`

`(gcd (x,y) = gcd (m,n) /\
  ~(x = 0 \\/ y = 0) /\
  p1 = m /\
  p1' = n /\
  p1'' = x /\
  p2 = y) /\
  x < y
=> gcd (x,y - x) = gcd (m,n) /\ x + y - x < x + y`
```

As expected, these VCs are purely arithmetical assertions. The first two are showing that the loop invariant and variant properties hold for each arm of the nested conditional. The next two originate in the final step. We can simplify the first VC using a basic lemma about gcds:

```
# e(SIMP_TAC[GCD_SUB; LT_IMP_LE]);;
val it : goalstack = 1 subgoal (4 total)

`(gcd (x,y) = gcd (m,n) /\
  ~(x = 0 \\/ y = 0) /\
  p1 = m /\
  p1' = n /\
  p1'' = x /\
  p2 = y) /\
  x < y
=> x + y - x < x + y`
```

and the remainder is solved by ARITH_TAC:

```
# e ARITH_TAC;;
val it : goalstack = 1 subgoal (3 total)

`(gcd (x,y) = gcd (m,n) /\
  ~(x = 0 \\/ y = 0) /\
  p1 = m /\
  p1' = n /\
  p1'' = x /\
  p2 = y) /\
  ~(x < y)
=> gcd (x - y,y) = gcd (m,n) /\ x - y + y < x + y`
```

This one can be solved in almost the same way:

```
# e(SIMP_TAC[GCD_SUB; NOT_LT] THEN ARITH_TAC);;
val it : goalstack = 1 subgoal (2 total)

`((x = 0 \\/ y = 0) /\ gcd (x,y) = gcd (m,n)) /\ x = 0 ==> gcd (m,n) = y`
```

while this is an easy consequence of a basic lemma about gcds:

```
# e(MESON_TAC[GCD_0]);;
...
val it : goalstack = 1 subgoal (1 total)

`((x = 0 \\/ y = 0) /\ gcd (x,y) = gcd (m,n)) /\ ~(x = 0) ==> gcd (m,n) = x`
```

and this is similarly easy if we throw in symmetry, so the correctness of our program has been proved.

```
# e(MESON_TAC[GCD_0; GCD_SYM]);;
...
val it : goalstack = No subgoals
```

We can actually make the process of VC generation considerably more intelligent, so that fewer annotations need to be included. In fact, provided at least loops are annotated with their variant and invariant, we can always compute intermediate assertions ‘right-to-left’ by applying the basic wp definitions to the postcondition. However, it’s still sometimes desirable to put in user-specified annotations where they are not needed, because they may be conceptually simpler.

17.5 Refinement

Verification condition is, in a sense, the ultimate in ‘post hoc’ verification, where during the verification process the program itself is forgotten (at least in a formal sense), leaving only its verification conditions behind. The opposite approach is to integrate the process of proof with the original development of the program. One influential approach to this is ‘stepwise refinement’, and this is amenable to a convenient formalization in the framework of weakest precondition semantics. Roughly speaking, we say that a program c_2 *refines* another program c_1 (often written $c_1 \sqsubseteq c_2$) if any precondition-postcondition behaviour guaranteed by c_1 is also guaranteed by c_2 (Back 1980), or more precisely, that for a given postcondition the allowable preconditions for c_2 include at least those of c_1 :

```
# parse_as_infix("refines", (12, "right"));;

# let refines = new_definition
  `c2 refines c1 <=> !q. c1(q) SUBSET c2(q)`;;
```

As one might hope, this yields a reflexive and transitive relation:

```
# let REFINES_REFL = prove
  (`!c. c refines c`,
   REWRITE_TAC[refines; SUBSET_REFL]);;

# let REFINES_TRANS = prove
  (`!c1 c2 c3. c3 refines c2 /\ c2 refines c1 ==> c3 refines c1`,
   REWRITE_TAC[refines] THEN MESON_TAC[SUBSET_TRANS]);;
```

To be useful in program development, we need two other properties. Most obviously, we want to show that refinement preserves correctness:

```
# let REFINES_CORRECT = prove
  ('correct p c1 q /\ c2 refines c1 ==> correct p c2 q',
  REWRITE_TAC[correct; refines] THEN MESON_TAC[SUBSET_TRANS]);;
```

Moreover, we want to ensure that refining a sub-program also achieves a refinement of the overall program. Just as with monotonicity, this follows from a suite of theorems like the following for all the composite constructs:

```
# let REFINES_WHILE = prove
  ('c' refines c ==> While e c' refines While e c',
  REWRITE_TAC[refines; while_def; SUBSET; IN_ELIM_THM; IN] THEN MESON_TAC[]);;
```

The simplest notion of refinement is replacing a program with a semantically equivalent one that nevertheless has some more appealing practical characteristics (like being faster or using fewer local variables). In such cases, we actually have set equality between preconditions rather than merely the subset relation. But the additional generality of the subset is useful, because it allows us, for example, to refine a nondeterministic program by one that is (more) deterministic. For instance, let c_1 be a program that takes two integers x and y and assigns z to one that has larger absolute value, but may give either x or y in the case where $|x| = |y|$. This is refined by a similar program that makes an explicit choice in such a case (say, always returns whichever one is positive).

A far-reaching extension of this idea is to generalize the permissible program constructs to allow a completely general ‘specification’ statement that may not correspond to executable code. In this way, one can formalize stepwise refinement in an appealingly unified manner, where the process of implementing a program satisfying a specification does not consist of a jump between disconnected worlds of ‘specifications’ and ‘programs’ but a uniform process of refinement introducing more and more executability. Note that the use of a shallow embedding really comes into its own here: we can consider any kinds of predicate transformers we like, not just those arising from actual programs. We will define the general specification statement ‘some program satisfying a precondition-postcondition pair’ following (Morgan 1988) as:

```
# let specification = new_definition
  'specification(p,q) r = if q SUBSET r then p else {}';;
```

We can now use refinement of a specification statement as a way of ensuring correctness:

```
# let REFINES_SPECIFICATION = prove
  ('c refines specification(p,q) ==> correct p c q',
  REWRITE_TAC[specification; correct; refines] THEN
  MESON_TAC[SUBSET_REFL; SUBSET_EMPTY]);;
```

For a detailed discussion of the methodology of developing programs from specifications, see Morgan (1988). A systematic treatise on refinement is Back and von Wright (1998) while Wright, Hekanaho, Luostarinen, and Langbacka (1993) describes a more serious formalization of refinement inside HOL. For simple and elegant formalizations of other semantic notions along the lines of the last couple of sections, see Nipkow (1996).

18 Number theory

So far our use of the natural numbers has been limited to straightforward algebraic and inequality reasoning, except for one use of the ‘odd’/‘even’ distinction. However, it’s often useful to use more number-theoretic notions such as primality and divisibility. If you load in two files from the `Examples` directory:

```
needs "Examples/prime.ml";;
needs "Examples/pocklington.ml";;
```

you will get some definitions of such notions, as well as a reasonable suite of background lemmas and evaluation conversions. Let us first run through the main definitions. We say that ‘ m divides n ’, and write $m|n$, if n is an integer multiple of m . In HOL there is an infix predicate `divides` defined by:

```
# divides;;
val it : thm = |- !b a. a divides b <=> (?x. b = a * x)
```

Two numbers are said to be *coprime* if they have no common factor besides 1:

```
# coprime;;
val it : thm =
|- !a b. coprime (a,b) <=> (!d. d divides a /\ d divides b ==> d = 1)
```

And a number is prime if it is not 1 and its only divisors are 1 and itself:

```
# prime;;
val it : thm =
|- !p. prime p <=> ~(p = 1) /\ (!x. x divides p ==> x = 1 \/ x = p)
```

A number of key lemmas are proved, for example that if a prime number divides a product it must divide one of the factors:

```
# PRIME_DIVPROD;;
val it : thm =
|- !p a b. prime p /\ p divides a * b ==> p divides a \/ p divides b
```

A theorem with the opposite flavor is that if two coprime numbers divide a third, so does their product:

```
# DIVIDES_MUL;;
val it : thm =
|- !m n r. m divides r /\ n divides r /\ coprime (m,n) ==> m * n divides r
```

In addition, there is a suite of conversions for automatically evaluating these predicates applied to particular numerals. For example:

```
# DIVIDES_CONV `11 divides 123`;;
val it : thm = |- 11 divides 123 <=> F
# DIVIDES_CONV `11 divides 121`;;
val it : thm = |- 11 divides 121 <=> T
# COPRIME_CONV `coprime(12345,54321)`;;
val it : thm = |- coprime (12345,54321) <=> F
# COPRIME_CONV `coprime(11111,77778)`;;
val it : thm = |- coprime (11111,77778) <=> T
```

In the case of the `prime` predicate, HOL constructs the proof by using an external tool to factor numbers. It is only set up to work if you have the PARI/GP system installed, though by following the example of linking external tools given later, you can use other systems too. PARI/GP can be freely downloaded from <http://pari.math.u-bordeaux.fr/>.

For example, Fermat once conjectured that all numbers of the form $2^{2^n} + 1$ are prime. We can put this to the test for reasonably small n ; let us set up a derived rule that takes the given n as a parameter and resolves the primality of $2^{2^n} + 1$. We apply `mk_small_numeral`³⁴ to convert the OCaml integer into the corresponding HOL numeral term, and substitute it for x in the pattern `prime(2x + 1)`. We use `RAND_CONV NUM_REDUCE_CONV` to evaluate the operand to `prime` and then `PRIME_CONV` to resolve the primality.

```
# let FERMAT_PRIME_CONV n =
  let tm = subst [mk_small_numeral n, 'x:num'] `prime(2 EXP (2 EXP x) + 1)` in
  (RAND_CONV NUM_REDUCE_CONV THENC PRIME_CONV) tm;;
val ( FERMAT_PRIME_CONV ) : int -> thm = <fun>
```

We can confirm that while primality holds for $n = 0, \dots, 4$, it fails for the next few numbers. (In fact, *no* $n \geq 5$ is known such that $2^{2^n} + 1$ is prime, and on fairly naive heuristic grounds based on the known density of primes, you might expect the total number to be finite. So maybe there actually aren't any more.)

```
FERMAT_PRIME_CONV 0;;
proving that 3 is prime
val it : thm = |- prime (2 EXP (2 EXP 0) + 1) <=> T
# FERMAT_PRIME_CONV 1;;
proving that 5 is prime
val it : thm = |- prime (2 EXP (2 EXP 1) + 1) <=> T
# FERMAT_PRIME_CONV 2;;
proving that 17 is prime
val it : thm = |- prime (2 EXP (2 EXP 2) + 1) <=> T
# FERMAT_PRIME_CONV 3;;
proving that 257 is prime
val it : thm = |- prime (2 EXP (2 EXP 3) + 1) <=> T
# FERMAT_PRIME_CONV 4;;
proving that 65537 is prime
val it : thm = |- prime (2 EXP (2 EXP 4) + 1) <=> T
# FERMAT_PRIME_CONV 5;;
proving that 4294967297 is composite
val it : thm = |- prime (2 EXP (2 EXP 5) + 1) <=> F
# FERMAT_PRIME_CONV 6;;
proving that 18446744073709551617 is composite
val it : thm = |- prime (2 EXP (2 EXP 6) + 1) <=> F
# FERMAT_PRIME_CONV 7;;
proving that 340282366920938463463374607431768211457 is composite
val it : thm = |- prime (2 EXP (2 EXP 7) + 1) <=> F
# FERMAT_PRIME_CONV 8;;
proving that
115792089237316195423570985008687907853269984665640564039457584007913129639937
is composite
val it : thm = |- prime (2 EXP (2 EXP 8) + 1) <=> F
```

³⁴The simple `mk_numeral` takes an element of OCaml's unlimited-range integer type `num`.

18.1 Congruences

It's very common in number theory to use the notation $x \equiv y \pmod{n}$, meaning that $n \mid (x - y)$, i.e. that the difference $x - y$ is exactly divisible by n . For example we have familiar examples from the clock, $15 \equiv 3 \pmod{12}$ and $18 \equiv 6 \pmod{12}$, or more exotically that $11 \equiv -1 \pmod{12}$ and $1000 \equiv 4000 \pmod{12}$. These notions are defined in HOL in two parts. The basic 'congruence' notion itself is simply a syntactic sugar for applying a third (relational) argument to the first two arguments:

```
# cong;;
val it : thm = |- !rel x y. (x == y) rel <=> rel x y
```

Then we have definitions for mod on the natural numbers and integers that give the right relation (the underlying constants are different but the interface uses mod for both. The one over integers is defined as one might expect:

```
# mod_int;;
val it : thm = |- !x y n. mod n x y <=> (?q. x - y = q * n)
```

But the one over natural numbers — which is what we'll be using in the examples that follow — is slightly more intricate because naive use of subtraction will hit the 'cutoff' problem:

```
# mod_nat;;
val it : thm = |- !x y n. mod n x y <=> (?q1 q2. x + n * q1 = y + n * q2)
```

This allows one to express congruences in something like the conventional notation. And as usual, there is a conversion for evaluating congruences just involving particular numerals:

```
# CONG_CONV `(6 == 18) (mod 12)`;;
val it : thm = |- (6 == 18) (mod 12) <=> T
# CONG_CONV `(16 == 2) (mod 4)`;;
val it : thm = |- (16 == 2) (mod 4) <=> F
# CONG_CONV `(1 == 2) (mod 0)`;;
val it : thm = |- (1 == 2) (mod 0) <=> F
# CONG_CONV `(111 == 22) (mod 1)`;;
val it : thm = |- (111 == 22) (mod 1) <=> T
```

One of the convenient features of the congruence relation is that it shares many of the same properties that make equality so useful. For example it is reflexive, symmetric and transitive:

```
# CONG_REFL;;
val it : thm = |- !x n. (x == x) (mod n)
# CONG_SYM;;
val it : thm = |- !x y n. (x == y) (mod n) <=> (y == x) (mod n)
# CONG_TRANS;;
val it : thm =
  |- !x y z n. (x == y) (mod n) /\ (y == z) (mod n) ==> (x == z) (mod n)
```

and respects the arithmetic operations:

```

# CONG_ADD;;
val it : thm =
  |- !x x' y y'.
    (x == x') (mod n) /\ (y == y') (mod n)
    ==> (x + y == x' + y') (mod n)
# CONG_MULT;;
val it : thm =
  |- !x x' y y'.
    (x == x') (mod n) /\ (y == y') (mod n)
    ==> (x * y == x' * y') (mod n)
# CONG_EXP;;
val it : thm = |- !n k x y. (x == y) (mod n) ==> (x EXP k == y EXP k) (mod n)

```

Most of the time, when reasoning about congruences one can work at the level of these abstract properties without delving into the rather messy definition. For example, suppose we want to prove that if $n|x$ and $n|y$ then $x \equiv y \pmod{n}$. We can appeal to the pre-proved theorem CONG_0 and the basic properties of congruences; the proof is so easy that MESON can handle it easily with the right lemmas:

```

# CONG_0;;
val it : thm = |- !x n. (x == 0) (mod n) <=> n divides x
# let CONG_TRIVIAL = prove
  ('!x y. n divides x /\ n divides y ==> (x == y) (mod n)',
  MESON_TAC[CONG_0; CONG_SYM; CONG_TRANS]);;

```

For an example where we do have to delve more into the definition, let us prove that if $a \equiv 1 \pmod{n}$, then there is some m such that $a = 1 + m \cdot n$ unless $a = 0$ and $n = 1$. Essentially, this is saying that except for a degenerate case, we don't need to worry about the direction of the subtraction:

```

# g '(a == 1) (mod n) ==> a = 0 /\ n = 1 \/ ?m. a = 1 + m * n';;

```

We proceed by a case analysis according to whether $a = 0$:

```

# e(ASM_CASES_TAC 'a = 0' THEN ASM_REWRITE_TAC[]);;
val it : goalstack = 2 subgoals (2 total)

  0 ['~(a = 0)']

  '(a == 1) (mod n) ==> (?m. a = 1 + m * n)'

  0 ['a = 0']

  '(0 == 1) (mod n) ==> n = 1 \/ (?m. 0 = 1 + m * n)'

```

For the first goal, we swap round the congruence so it matches a pre-proved theorem:

```

# e(ONCE_REWRITE_TAC[CONG_SYM]);;
val it : goalstack = 1 subgoal (2 total)

  0 ['a = 0']

  '(1 == 0) (mod n) ==> n = 1 \/ (?m. 0 = 1 + m * n)'

```

Now we simply need to apply the simplifier with CONG_0, which will yield $n|1$, and DIVIDES_ONE, which will yield $n = 1$. This simplifies the consequent to 'true' and we move on to the other goal:

```
# e(SIMP_TAC[CONG_0; DIVIDES_ONE]);
val it : goalstack = 1 subgoal (1 total)

  0 [ `(a = 0)` ]

 `(a == 1) (mod n) ==> (?m. a = 1 + m * n)`
```

There is already a theorem saying that if $a \equiv 1 \pmod{n}$ then $a|n-1$; if we apply that and use the definition of division we get the existence of an m with $a-1 = n*m$; using the hypothesis $a \neq 0$ to avoid the perils of cutoff subtraction we can then solve the goal. All this is easily put together by MESON:

```
# e(ASM_MESON_TAC[CONG_1_DIVIDES; divides; ARITH_RULE
  `(a = 0) /\ a - 1 = n * m ==> a = 1 + m * n`]);
...
val it : goalstack = No subgoals
```

Here's the whole proof together:

```
let CONG_TO_1 = prove
  (`(a == 1) (mod n) ==> a = 0 /\ n = 1 \/ ?m. a = 1 + m * n`,
   ASM_CASES_TAC `a = 0` THEN ASM_REWRITE_TAC[] THENL
   [ONCE_REWRITE_TAC[CONG_SYM] THEN SIMP_TAC[CONG_0; DIVIDES_ONE];
    ASM_MESON_TAC[CONG_1_DIVIDES; divides; ARITH_RULE
      `(a = 0) /\ a - 1 = n * m ==> a = 1 + m * n`]]);
```

A slightly more interesting property of congruences is the ‘Chinese remainder theorem’, which says that in order to solve a congruence modulo a product of two coprime factors, it suffices to prove it for both factors simultaneously. This is already pre-proved:

```
# CONG_CHINESE;;
val it : thm =
  |- coprime (a,b) /\ (x == y) (mod a) /\ (x == y) (mod b)
  ==> (x == y) (mod (a * b))
```

18.2 Fermat's Little Theorem

A key property of congruences, far from obvious at first sight, is that for any integer a and any prime number p we have $a^p \equiv a \pmod{p}$, a result often called *Fermat's Little Theorem* (in contradistinction to his “Last Theorem”, which was proved only recently). We can easily confirm special cases to convince ourselves:

```
# let LITTLE_CHECK_CONV tm =
  EQT_ELIM((RATOR_CONV(LAND_CONV NUM_EXP_CONV) THENC CONG_CONV) tm);
val ( LITTLE_CHECK_CONV ) : term -> thm = <fun>
# LITTLE_CHECK_CONV `(9 EXP 8 == 9) (mod 3)`;;
val it : thm = |- (9 EXP 8 == 9) (mod 3)
# LITTLE_CHECK_CONV `(9 EXP 3 == 9) (mod 3)`;;
val it : thm = |- (9 EXP 3 == 9) (mod 3)
# LITTLE_CHECK_CONV `(10 EXP 7 == 10) (mod 7)`;;
val it : thm = |- (10 EXP 7 == 10) (mod 7)
# LITTLE_CHECK_CONV `(2 EXP 7 == 2) (mod 7)`;;
val it : thm = |- (2 EXP 7 == 2) (mod 7)
# LITTLE_CHECK_CONV `(777 EXP 13 == 777) (mod 13)`;;
val it : thm = |- (777 EXP 13 == 777) (mod 13)
```

We need a bit more work to prove the general result. In fact, it is a direct consequence of a more general result called the *Fermat-Euler theorem*, which is pre-proved in the HOL primality theories. However, we will prove the result from first principles since the proof is not *too* long and is quite instructive.

The key to our proof is the lemma that $(a + 1)^p \equiv a^p + 1 \pmod{p}$, from which the result follows by induction on a . And to prove the lemma, we expand $(a + 1)^p$ by the binomial theorem and observe that all the coefficients $\binom{p}{k}$ except the first and the last are divisible by p . To prove this, we start with a simplifying lemma about $p|n!$:

```
# g `!p. prime p ==> !n. p divides (FACT n) <=> p <= n`;;
```

we break down the goal, apply induction and rewrite with induction clauses for the factorial on the left and the ordering on the right:

```
# e(GEN_TAC THEN DISCH_TAC THEN INDUCT_TAC THEN REWRITE_TAC[FACT; LE]);;
val it : goalstack = 2 subgoals (2 total)

  0 ['prime p']
  1 ['p divides FACT n <=> p <= n']

`p divides SUC n * FACT n <=> p = SUC n \\/ p <= n`

  0 ['prime p']

`p divides 1 <=> p = 0`
```

For the first goal, observe that $p|1$ implies $p = 1$, and so both sides are false because neither 0 nor 1 is a prime number:

```
# e(ASM_MESON_TAC[DIVIDES_ONE; PRIME_0; PRIME_1]);;
...
val it : goalstack = 1 subgoal (1 total)

  0 ['prime p']
  1 ['p divides FACT n <=> p <= n']

`p divides SUC n * FACT n <=> p = SUC n \\/ p <= n`
```

For this goal, we use the key fact that for a prime, $p|ab \Leftrightarrow p|a \vee p|b$ to simplify the goal.³⁵ The simplification also uses the inductive hypothesis:

```
# e(ASM_SIMP_TAC[PRIME_DIVPROD_EQ]);;
val it : goalstack = 1 subgoal (1 total)

  0 ['prime p']
  1 ['p divides FACT n <=> p <= n']

`p divides SUC n \\/ p <= n <=> p = SUC n \\/ p <= n`
```

Now the proof is routine by stringing together some arithmetical lemmas. If $p \leq n$ both sides are true and we are done. Otherwise, $p = \text{SUC } n \Rightarrow p|\text{SUC } n$ is trivial by `DIVIDES_REFL`, while conversely $p|\text{SUC } n$ implies, by `DIVIDES_LE`, that either $\text{SUC } n = 0$, which is ruled out by `NOT_SUC`, or $p \leq \text{SUC } n$. But in the latter case, since we may assume $p \leq n$, we also have $p = \text{SUC } n$:

³⁵In fact, in more general ring structures, this property the usual *definition* of ‘prime’, with the idea of no non-trivial factors being the distinct notion of ‘irreducible’.

```
# e(ASM_MESON_TAC[DIVIDES_LE; NOT_SUC; DIVIDES_REFL;
  ARITH_RULE `^(p <= n) /\ p <= SUC n ==> p = SUC n`]);
...
val it : goalstack = No subgoals
```

When putting the proof together, we can easily fold the simplification into the MESON step without making it very hard:

```
# let DIVIDES_FACT_PRIME = prove
  (!p. prime p ==> !n. p divides (FACT n) <=> p <= n',
  GEN_TAC THEN DISCH_TAC THEN INDUCT_TAC THEN REWRITE_TAC[FACT; LE] THENL
  [ASM_MESON_TAC[DIVIDES_ONE; PRIME_0; PRIME_1];
   ASM_MESON_TAC[PRIME_DIVPROD_EQ; DIVIDES_LE; NOT_SUC; DIVIDES_REFL;
    ARITH_RULE `^(p <= n) /\ p <= SUC n ==> p = SUC n`]]);
```

Now we can deduce the property of binomial coefficients that we want:

```
# g `!n p. prime p /\ 0 < n /\ n < p ==> p divides binom(p,n)`;
```

by applying ‘divisible by p ’ to the equation giving the relationship between binomial coefficients and factorials:

```
# e(REPEAT STRIP_TAC THEN
  MP_TAC(AP_TERM `(divides) p` (SPECL ['p - n'; 'n:num'] BINOM_FACT)));
val it : goalstack = 1 subgoal (1 total)

0 ['prime p']
1 ['0 < n']
2 ['n < p']

'(p divides FACT (p - n) * FACT n * binom (p - n + n,n) <=>
 p divides FACT (p - n + n))
==> p divides binom (p,n)'
```

We can now once again use the $p|ab \Leftrightarrow p|a \vee p|b$ property, and apply our previous lemma and a couple of other rewrites to simplify $p - n + n = p$ etc.

```
# e(ASM_SIMP_TAC[DIVIDES_FACT_PRIME; PRIME_DIVPROD_EQ; SUB_ADD; LT_IMP_LE]);
val it : goalstack = 1 subgoal (1 total)

0 ['prime p']
1 ['0 < n']
2 ['n < p']

'(p <= p - n \\/ p <= n \\/ p divides binom (p,n) <=> p <= p)
==> p divides binom (p,n)'
```

Using basic inequality reasoning, we can further simplify this using the $n < p$ hypothesis:

```
# e( ASM_REWRITE_TAC[GSYM NOT_LT; LT_REFL]);
val it : goalstack = 1 subgoal (1 total)

0 ['prime p']
1 ['0 < n']
2 ['n < p']

`^(p - n < p) \\/ p divides binom (p,n) ==> p divides binom (p,n)'
```

and one more custom arithmetical lemma reduces the goal to triviality:

```
# e(ASM_SIMP_TAC[ARITH_RULE '0 < n /\ n < p ==> p - n < p']);;
val it : goalstack = No subgoals
```

Packaging up the proof:

```
# let DIVIDES_BINOM_PRIME = prove
  ('!n p. prime p /\ 0 < n /\ n < p ==> p divides binom(p,n)',
  REPEAT STRIP_TAC THEN
  MP_TAC(AP_TERM '(divides) p' (SPECL ['p - n'; 'n:num'] BINOM_FACT)) THEN
  ASM_SIMP_TAC[DIVIDES_FACT_PRIME; PRIME_DIVPROD_EQ; SUB_ADD; LT_IMP_LE] THEN
  ASM_REWRITE_TAC[GSYM NOT_LT; LT_REFL] THEN
  ASM_SIMP_TAC[ARITH_RULE '0 < n /\ n < p ==> p - n < p']);;
```

Another lemma we want is that if all elements of a sum are divisible by p (despite the letter, we make no assumption here that p is a prime) so is the whole sum; the proof is a fairly straightforward induction:

```
# let DIVIDES_NSUM = prove
  ('!m n. (!i. m <= i /\ i <= n ==> p divides f(i)) ==> p divides nsum(m..n) f',
  GEN_TAC THEN INDUCT_TAC THEN ASM_REWRITE_TAC[NSUM_CLAUSES_NUMSEG] THEN
  ASM_MESON_TAC[LE; LE_TRANS; DIVIDES_0; DIVIDES_ADD; LE_REFL]);;
```

Now we come to the main lemma, that $(a + b)^p \equiv a^p + b^p \pmod{p}$ (we only need the special case $b = 1$ but it doesn't seem any harder to prove the general case).

```
# g '!p a b. prime p ==> ((a + b) EXP p == a EXP p + b EXP p) (mod p)';;
```

We begin by breaking the goal down a bit and applying the binomial expansion to $(a + b)^p$:

```
# e(REPEAT STRIP_TAC THEN REWRITE_TAC[BINOMIAL_THEOREM]);;
val it : goalstack = 1 subgoal (1 total)

0 ['prime p']

'(nsum (0 .. p) (\k. binom (p,k) * a EXP k * b EXP (p - k)) ==
 a EXP p + b EXP p)
(mod p)'
```

We're going to want some sideconditions saying something equivalent to $p \neq 0$, and we may as well get these out of the way now so we don't have to reconsider them later:

```
# e(SUBGOAL_THEN '1 <= p /\ 0 < p' STRIP_ASSUME_TAC THENL
  [FIRST_ASSUM(MP_TAC o MATCH_MP PRIME_IMP_NZ) THEN ARITH_TAC; ALL_TAC]);;
val it : goalstack = 1 subgoal (1 total)

0 ['prime p']
1 ['1 <= p']
2 ['0 < p']

'(nsum (0 .. p) (\k. binom (p,k) * a EXP k * b EXP (p - k)) ==
 a EXP p + b EXP p)
(mod p)'
```

Now we want to expand the sum from both ends so we get $\sum_{k=0}^p s_k = s_0 + \sum_{k=1}^{p-1} s_k + s_p$. This is now easy by simplifying with standard theorems:

```
# e(ASM_SIMP_TAC[NSUM_CLAUSES_LEFT; LE_0; ARITH; NSUM_CLAUSES_RIGHT]);
val it : goalstack = 1 subgoal (1 total)

0 ['prime p']
1 ['1 <= p']
2 ['0 < p']

'((binom (p,0) * a EXP 0 * b EXP (p - 0) +
  nsum (1 .. p - 1) (\k. binom (p,k) * a EXP k * b EXP (p - k))) +
  binom (p,p) * a EXP p * b EXP (p - p)) =
  a EXP p + b EXP p
(mod p)'
```

This is amenable to quite a bit of trivial simplification:

```
# e(REWRITE_TAC[SUB_0; SUB_REFL; EXP; BINOM_REFL; MULT_CLAUSES]);
val it : goalstack = 1 subgoal (1 total)

0 ['prime p']
1 ['1 <= p']
2 ['0 < p']

'((b EXP p + nsum (1 .. p - 1) (\k. binom (p,k) * a EXP k * b EXP (p - k))) +
  a EXP p =
  a EXP p + b EXP p
(mod p)'
```

This is looking a bit better. But since we're dealing with congruence and not equality, we need to carefully massage it into a form we can handle with pro-proved theorems. First, we massage the right-hand side with a careful rewriting (although it's normally used for the LHS of binary operators, `LAND_CONV` will apply to the right-hand side of the congruence here because of the additional modulus part):

```
# e(GEN_REWRITE_TAC LAND_CONV [ARITH_RULE 'a + b = (b + 0) + a']);
val it : goalstack = 1 subgoal (1 total)

0 ['prime p']
1 ['1 <= p']
2 ['0 < p']

'((b EXP p + nsum (1 .. p - 1) (\k. binom (p,k) * a EXP k * b EXP (p - k))) +
  a EXP p =
  (b EXP p + 0) + a EXP p
(mod p)'
```

Now we can match with the pre-proved congruence properties and so eliminate the common terms:

```
# e(REPEAT(MATCH_MP_TAC CONG_ADD THEN REWRITE_TAC[CONG_REFL]));
val it : goalstack = 1 subgoal (1 total)

0 ['prime p']
1 ['1 <= p']
2 ['0 < p']

'(nsum (1 .. p - 1) (\k. binom (p,k) * a EXP k * b EXP (p - k)) == 0) (mod p)'
```

Now we just need to rewrite $x \equiv 0 \pmod{p}$ into $p|x$ and apply the previous lemma:

```
# e(REWRITE_TAC[CONG_0] THEN MATCH_MP_TAC DIVIDES_NSUM);;
val it : goalstack = 1 subgoal (1 total)

0 ['prime p']
1 ['1 <= p']
2 ['0 < p']

'i. 1 <= i /\ i <= p - 1
  ==> p divides (\k. binom (p,k) * a EXP k * b EXP (p - k)) i'
```

This is now fairly trivially stringing together some basic lemmas about divisibility and our lemma that $p \mid \binom{p}{k}$:

```
# e(ASM_MESON_TAC[DIVIDES_RMUL; DIVIDES_BINOM_PRIME; ARITH_RULE
  '0 < p /\ 1 <= i /\ i <= p - 1 ==> 0 < i /\ i < p']);;
...
val it : goalstack = No subgoals
```

Putting it all together:

```
let FLT_LEMMA = prove
  ('!p a b. prime p ==> ((a + b) EXP p == a EXP p + b EXP p) (mod p)',
  REPEAT STRIP_TAC THEN REWRITE_TAC[BINOMIAL_THEOREM] THEN
  SUBGOAL_THEN '1 <= p /\ 0 < p' STRIP_ASSUME_TAC THENL
  [FIRST_ASSUM(MP_TAC o MATCH_MP PRIME_IMP_NZ) THEN ARITH_TAC; ALL_TAC] THEN
  ASM_SIMP_TAC[NSUM_CLAUSES_LEFT; LE_0; ARITH; NSUM_CLAUSES_RIGHT] THEN
  REWRITE_TAC[SUB_0; SUB_REFL; EXP; binom; BINOM_REFL; MULT_CLAUSES] THEN
  GEN_REWRITE_TAC LAND_CONV [ARITH_RULE 'a + b = (b + 0) + a'] THEN
  REPEAT(MATCH_MP_TAC CONG_ADD THEN REWRITE_TAC[CONG_REFL]) THEN
  REWRITE_TAC[CONG_0] THEN MATCH_MP_TAC DIVIDES_NSUM THEN
  ASM_MESON_TAC[DIVIDES_RMUL; DIVIDES_BINOM_PRIME; ARITH_RULE
    '0 < p /\ 1 <= i /\ i <= p - 1 ==> 0 < i /\ i < p']);;
```

Now we can prove the main result. We just massage the goal, apply induction on a , prove the base case $0^p \equiv 0 \pmod{p}$ via an accumulation of trivialities, and use our key lemma above to dispose of the step case:

```
let FERMAT_LITTLE = prove
  ('!p a. prime p ==> (a EXP p == a) (mod p)',
  GEN_TAC THEN REWRITE_TAC[RIGHT_FORALL_IMP_THM] THEN DISCH_TAC THEN
  INDUCT_TAC THENL
  [ASM_MESON_TAC[EXP_EQ_0; CONG_REFL; PRIME_0];
   ASM_MESON_TAC[ADD1; FLT_LEMMA; EXP_ONE; CONG_ADD; CONG_TRANS; CONG_REFL]]);;
```

18.3 RSA encryption

For most of the long history of encryption, it was implicitly assumed that coded communication between two parties is only really possible if they share some sort of ‘key’ that no other parties have access to. (Say, a particular offset for scrambling letters, or a book on which to base a 1-time pad cipher.) However, quite recently several ‘public key’ or ‘asymmetric’ methods have been developed that do *not* depend on any such assumption. The best-known and probably most widely used is the RSA algorithm, named after the initials of those who were first to publish it (Rivest, Shamir, and Adelman 1978).³⁶ The key idea is that each party has a ‘public key’ that is widely known (it

³⁶The general idea of public-key encryption was apparently first invented by James Ellis, and the RSA algorithm was discovered well before the RSA trio by Clifford Cocks. However, since both of these worked for GCHQ, a secret Government agency, this remained unknown for many years.

might, for example, be published in a directory) and a ‘private key’ that only they know (or their computer knows). A party A can send a message to B coded using only B ’s public key. To decode it, knowledge of B ’s private key is required, and so it cannot be understood by other parties, including A if they manage to lose the original message. In RSA, the transformations are based on a variant of Fermat’s Little Theorem, and we will prove that variant first before explaining the magic behind RSA.

The first observation is that provided a and p are coprime (which since p is a prime means that a is not divisible by p), we can cancel a from both sides of $a^p \equiv a \pmod{p}$ to obtain $a^{p-1} \equiv 1 \pmod{p}$, by virtue of the following lemma:

```
# CONG_MULT_LCANCEL;;
val it : thm =
|- !a n x y. coprime (a,n) /\ (a * x == a * y) (mod n) ==> (x == y) (mod n)
```

The details of the proof are fairly straightforward.

```
let FERMAT_LITTLE_COPRIME = prove
('!p a. prime p /\ coprime(a,p) ==> (a EXP (p - 1) == 1) (mod p)',
 REPEAT STRIP_TAC THEN MATCH_MP_TAC CONG_MULT_LCANCEL THEN
 EXISTS_TAC 'a:num' THEN ASM_REWRITE_TAC[GSYM(CONJUNCT2 EXP)] THEN
 ASM_SIMP_TAC[PRIME_IMP_NZ; ARITH_RULE '~(p = 0) ==> SUC(p - 1) = p'] THEN
 ASM_SIMP_TAC[FERMAT_LITTLE; MULT_CLAUSES]);;
```

Now we can deduce $a^{1+m(p-1)} \equiv a \cdot a^{m(p-1)} \equiv a \cdot (a^{p-1})^m \equiv a \cdot 1^m \equiv a \pmod{p}$. While that relies on coprimality of a and p , the same conclusion holds easily if a is divisible by p because then both sides are divisible by p . Again, while this involves a few laborious manipulations with congruences, it is not really difficult. We use `PRIME_COPRIME_STRONG` to justify a case split and dispose of the resulting goals fairly easily:

```
let FERMAT_LITTLE_VARIANT = prove
('!p a. prime p ==> (a EXP (1 + m * (p - 1)) == a) (mod p)',
 REPEAT STRIP_TAC THEN
 FIRST_ASSUM(DISJ_CASES_TAC o SPEC 'a:num' o MATCH_MP PRIME_COPRIME_STRONG)
 THENL [ASM_MESON_TAC[CONG_TRIVIAL; ADD_AC; ADD1; DIVIDES_REXP]; ALL_TAC] THEN
 GEN_REWRITE_TAC LAND_CONV [ARITH_RULE 'a = a * 1'] THEN
 REWRITE_TAC[EXP_ADD; EXP_1] THEN MATCH_MP_TAC CONG_MULT THEN
 REWRITE_TAC[GSYM EXP_EXP; CONG_REFL] THEN
 ASM_MESON_TAC[COPRIME_SYM; COPRIME_EXP; PHI_PRIME; FERMAT_LITTLE_COPRIME]);;
```

Now for RSA. We can assume that the messages we wish to encode are just numbers of a limited size, since any message can be broken into blocks and encoded numerically. To generate private and public keys, a party chooses two large distinct prime numbers p and q and numbers d and e such that $de \equiv 1 \pmod{(p-1)(q-1)}$. (We will not consider the pragmatics about how these are generated, but it is not computationally difficult.) The encoding operation takes a plaintext message x and maps it to $y = x^e \pmod{N}$, where $N = pq$. The corresponding decoding operation is just $x = y^d \pmod{N}$. The public key consists of N and e — all that is needed to encode it — and the private key consists of N and d . We will leave aside the detailed security issues, which depends on the difficulty of recovering p and q given only N , and just confirm that the encoding and decoding operations are indeed mutually inverse, provided $x < N$.

```
# g `prime p /\ prime q /\ ~(p = q) /\
  (d * e == 1) (mod ((p - 1) * (q - 1))) /\
  plaintext < p * q /\ (ciphertext = (plaintext EXP e) MOD (p * q))
==> (plaintext = (ciphertext EXP d) MOD (p * q))';;
```

We start by applying various obvious rewrites and simplifications:

```
# e(REPEAT STRIP_TAC THEN ASM_REWRITE_TAC[] THEN
  ASM_SIMP_TAC[MOD_EXP_MOD; MULT_EQ_0; PRIME_IMP_NZ; EXP_EXP] );;
val it : goalstack = 1 subgoal (1 total)

0 ['prime p']
1 ['prime q']
2 ['~(p = q)']
3 ['(d * e == 1) (mod ((p - 1) * (q - 1)))']
4 ['plaintext < p * q']
5 ['ciphertext = plaintext EXP e MOD (p * q)']

'plaintext = plaintext EXP (e * d) MOD (p * q)'
```

and then reduce the goal to a corresponding congruence relation to replace the application of the modulus *function*:

```
# e(SUBGOAL_THEN `(plaintext == plaintext EXP (e * d)) (mod (p * q))` MP_TAC
  THENL [ALL_TAC; ASM_SIMP_TAC[CONG; MULT_EQ_0; PRIME_IMP_NZ; MOD_LT]]);;
val it : goalstack = 1 subgoal (1 total)

0 ['prime p']
1 ['prime q']
2 ['~(p = q)']
3 ['(d * e == 1) (mod ((p - 1) * (q - 1)))']
4 ['plaintext < p * q']
5 ['ciphertext = plaintext EXP e MOD (p * q)']

'(plaintext == plaintext EXP (e * d)) (mod (p * q))'
```

We swap $e \cdot d$ into $d \cdot e$ and match an earlier lemma against the congruence in the assumption, doing a case analysis over the disjunction in the conclusion:

```
# e(FIRST_X_ASSUM(DISJ_CASES_TAC o MATCH_MP CONG_TO_1));;
val it : goalstack = 2 subgoals (2 total)

0 ['prime p']
1 ['prime q']
2 ['~(p = q)']
3 ['plaintext < p * q']
4 ['ciphertext = plaintext EXP e MOD (p * q)']
5 ['?m. d * e = 1 + m * (p - 1) * (q - 1)']

'(plaintext == plaintext EXP (d * e)) (mod (p * q))'

0 ['prime p']
1 ['prime q']
2 ['~(p = q)']
3 ['plaintext < p * q']
4 ['ciphertext = plaintext EXP e MOD (p * q)']
5 ['d * e = 0 /\ (p - 1) * (q - 1) = 1']

'(plaintext == plaintext EXP (d * e)) (mod (p * q))'
```

It's quite easy to handle the first case, since $(p - 1)(q - 1) = 1$ implies $p = 2$ and $q = 2$, contradicting the hypothesis $p \neq q$:

```
# e(ASM_MESON_TAC[MULT_EQ_1; ARITH_RULE 'p - 1 = 1 <=> p = 2']);;
...
val it : goalstack = 1 subgoal (1 total)

0 ['prime p']
1 ['prime q']
2 ['^(p = q)']
3 ['plaintext < p * q']
4 ['ciphertext = plaintext EXP e MOD (p * q)']
5 ['?m. d * e = 1 + m * (p - 1) * (q - 1)']

'(plaintext == plaintext EXP (d * e)) (mod (p * q))'
```

We can apply the Chinese Remainder Theorem to break this into separate congruences modulo p and q ; since p and q are distinct primes they are coprime, by a lemma `DISTINCT_PRIME_COPRIME`:

```
# e(MATCH_MP_TAC CONG_CHINESE THEN ASM_SIMP_TAC[DISTINCT_PRIME_COPRIME]);;
val it : goalstack = 1 subgoal (1 total)

0 ['prime p']
1 ['prime q']
2 ['^(p = q)']
3 ['plaintext < p * q']
4 ['ciphertext = plaintext EXP e MOD (p * q)']
5 ['?m. d * e = 1 + m * (p - 1) * (q - 1)']

'(plaintext == plaintext EXP (d * e)) (mod p) /\
(plaintext == plaintext EXP (d * e)) (mod q)'
```

and now we're home and dry by the variant `FLT`:

```
# e(ASM_MESON_TAC[FERMAT_LITTLE_VARIANT; MULT_AC; CONG_SYM]);;
val it : goalstack = No subgoals
```

allowing us to put together the final proof:

```
let RSA = prove
  ('prime p /\ prime q /\ ~(p = q) /\
   (d * e == 1) (mod ((p - 1) * (q - 1))) /\
   plaintext < p * q /\ (ciphertext = (plaintext EXP e) MOD (p * q))
   ==> (plaintext = (ciphertext EXP d) MOD (p * q))),
  REPEAT STRIP_TAC THEN ASM_REWRITE_TAC[] THEN
  ASM_SIMP_TAC[MOD_EXP_MOD; MULT_EQ_0; PRIME_IMP_NZ; EXP_EXP] THEN
  SUBGOAL_THEN '(plaintext == plaintext EXP (e * d)) (mod (p * q))' MP_TAC THENL
  [ALL_TAC; ASM_SIMP_TAC[CONG; MULT_EQ_0; PRIME_IMP_NZ; MOD_LT]] THEN
  GEN_REWRITE_TAC (LAND_CONV o ONCE_DEPTH_CONV) [MULT_SYM] THEN
  FIRST_X_ASSUM(DISJ_CASES_TAC o MATCH_MP CONG_TO_1) THENL
  [ASM_MESON_TAC[MULT_EQ_1; ARITH_RULE 'p - 1 = 1 <=> p = 2']; ALL_TAC] THEN
  MATCH_MP_TAC CONG_CHINESE THEN ASM_SIMP_TAC[DISTINCT_PRIME_COPRIME] THEN
  ASM_MESON_TAC[FERMAT_LITTLE_VARIANT; MULT_AC; CONG_SYM]);;
```

19 Real analysis

HOL's core system includes a basic theory of real numbers with the basic algebraic operations and summations, but doesn't define square roots or transcendental functions, and nor does it prove any deeper analytical properties. For that, you need to load in a couple of library files. We will show a couple of examples of how these theories can be used.

```
# needs "Examples/analysis.ml";;
# needs "Examples/transc.ml";;
```

19.1 Chebyshev polynomials

Some readers may remember the double-angle formula $\cos(2x) = 2\cos(x)^2 - 1$ for cosines. More generally, for any n one can express $\cos(nx)$ as a polynomial in $\cos(x)$, and the polynomials $T_n(x)$ such that

$$\forall x. \cos(nx) = T_n(\cos(x))$$

are called the *Chebyshev polynomials* (the ‘T’ from the traditional French transliteration “Tchebichef”). The first ones are:

$$\begin{aligned} T_0(x) &= 1 \\ T_1(x) &= x \\ T_2(x) &= 2x^2 - 1 \\ T_3(x) &= 4x^3 - 3x \\ T_4(x) &= 8x^4 - 8x^2 + 1 \\ T_5(x) &= 16x^5 - 20x^3 + 5x \\ &\dots \end{aligned}$$

The simplest approach to formalizing them in HOL is to define them by the following recurrence relation, and then show that the key property holds. (Strictly speaking, we are defining the polynomial functions, not the polynomials themselves as syntactic objects.)

```
# let cheb = define
  `(!x. cheb 0 x = &1) /\
   (!x. cheb 1 x = x) /\
   (!n x. cheb (n + 2) x = &2 * x * cheb (n + 1) x - cheb n x)`;;
```

We can prove the things we want about the Chebyshev polynomials using well-founded induction on n . It’s more convenient to package up the special case we’ll be using, which naturally parallels the form of the definition. The proof simply proves the stronger hypothesis $\forall n. P(n) \wedge P(n + 1)$ by ordinary induction:

```
let CHEB_INDUCT = prove
  `(!P. P 0 /\ P 1 /\ (!n. P n /\ P(n + 1)) ==> P(n + 2)) ==> !n. P n`,
  GEN_TAC THEN STRIP_TAC THEN
  SUBGOAL_THEN `!n. P n /\ P(n + 1)` (fun th -> MESON_TAC[th]) THEN
  INDUCT_TAC THEN ASM_SIMP_TAC[ADD1; GSYM ADD_ASSOC] THEN
  ASM_SIMP_TAC[ARITH];;
```

Now let us apply the theorem to the problem in hand:

```
# g\n x. cheb n (cos x) = cos (&n * x)'';;
val it : goalstack = 1 subgoal (1 total)

`\n x. cheb n (cos x) = cos (&n * x)`

# MATCH_MP_TAC CHEB_INDUCT;;
val it : tactic = <fun>
# e it;;
val it : goalstack = 1 subgoal (1 total)

`(!x. cheb 0 (cos x) = cos (&0 * x)) /\
(!x. cheb 1 (cos x) = cos (&1 * x)) /\
(!n. (!x. cheb n (cos x) = cos (&n * x)) /\
(!x. cheb (n + 1) (cos x) = cos (&(n + 1) * x))
==> (!x. cheb (n + 2) (cos x) = cos (&(n + 2) * x))`
```

The base cases are easily eliminated by rewriting with basic results like $1 \cdot x = x$ and $0 \cdot x = 0$ as well as the cosine-specific theorem $\cos(0) = 1$ and the defining recurrence for the Chebyshev polynomials:

```
# e(REWRITE_TAC[cheb; REAL_MUL_LZERO; REAL_MUL_LID; COS_0]);;
val it : goalstack = 1 subgoal (1 total)

`\n. (!x. cheb n (cos x) = cos (&n * x)) /\
(!x. cheb (n + 1) (cos x) = cos (&(n + 1) * x))
==> (!x. &2 * cos x * cheb (n + 1) (cos x) - cheb n (cos x) =
cos (&(n + 2) * x))`
```

The two base cases have been solved, and the remaining case has been expanded out. It's now easier to strip down the goal to put the two hypotheses in the assumptions, then rewrite with them:

```
# e(REPEAT_STRIP_TAC THEN ASM_REWRITE_TAC[]);;
val it : goalstack = 1 subgoal (1 total)

0 [ `!x. cheb n (cos x) = cos (&n * x)` ]
1 [ `!x. cheb (n + 1) (cos x) = cos (&(n + 1) * x)` ]

`&2 * cos x * cos (&(n + 1) * x) - cos (&n * x) = cos (&(n + 2) * x)`
```

We are now faced with proving this trigonometric identity. First we make the trivial step of pushing the $\mathbb{N} \rightarrow \mathbb{R}$ injection down through addition and distributing x over the sum:

```
# e(REWRITE_TAC[GSYM REAL_OF_NUM_ADD; REAL_MUL_LID; REAL_ADD_RDISTRIB]);;
val it : goalstack = 1 subgoal (1 total)

0 [ `!x. cheb n (cos x) = cos (&n * x)` ]
1 [ `!x. cheb (n + 1) (cos x) = cos (&(n + 1) * x)` ]

`&2 * cos x * cos (&n * x + x) - cos (&n * x) = cos (&n * x + &2 * x)`
```

Let us (optimistically) just rewrite with the addition and double-angle formulas for cosines, in the hope that this identity will be resolved. (Since the addition formula for cosine introduces sines, we also need to throw the double-angle formula for *sin* into the mix.):

```
# e(REWRITE_TAC[COS_ADD; COS_DOUBLE; SIN_DOUBLE]);;
val it : goalstack = 1 subgoal (1 total)

0 ['!x. cheb n (cos x) = cos (&n * x)']
1 ['!x. cheb (n + 1) (cos x) = cos (&(n + 1) * x)']

`&2 * cos x * (cos (&n * x) * cos x - sin (&n * x) * sin x) - cos (&n * x) =
cos (&n * x) * (cos x pow 2 - sin x pow 2) -
sin (&n * x) * &2 * sin x * cos x`
```

At least we've managed to reduce things to an expression involving only trigonometric expressions in x and nx . On the other hand, it doesn't seem particularly obvious; it isn't a trivial polynomial identity:

```
# e(CONV_TAC REAL_RING);;
Exception: Failure "EQ_MP".
```

But of course $\sin(x)$ and $\cos(x)$ are not algebraically independent; we have $\sin(x)^2 + \cos(x)^2 = 1$ (SIN_CIRCLE) and likewise for $\sin(nx)$ and $\cos(nx)$. The first of these turns out to be all we need:

```
# SIN_CIRCLE;;
val it : thm = |- !x. sin x pow 2 + cos x pow 2 = &1
# e(MP_TAC(SPEC 'x:real' SIN_CIRCLE) THEN CONV_TAC REAL_RING);;
2 basis elements and 1 critical pairs
3 basis elements and 0 critical pairs
Translating certificate to HOL inferences
val it : goalstack = No subgoals
```

The entire proof might be packaged up like this:

```
let CHEB_COS = prove
  ('!n x. cheb n (cos x) = cos(&n * x)',
  MATCH_MP_TAC CHEB_INDUCT THEN
  REWRITE_TAC[cheb; REAL_MUL_LZERO; REAL_MUL_LID; COS_0] THEN
  REPEAT STRIP_TAC THEN
  ASM_REWRITE_TAC[GSYM REAL_OF_NUM_ADD; REAL_MUL_LID; REAL_ADD_RDISTRIB] THEN
  REWRITE_TAC[COS_ADD; COS_DOUBLE; SIN_DOUBLE] THEN
  MP_TAC(SPEC 'x:real' SIN_CIRCLE) THEN CONV_TAC REAL_RING);;
```

If we imagine instantiating x to $\cos^{-1}(x)$ in that theorem, we see that $T_n(x) = \cos(ncos^{-1}(x))$, and hence, since $-1 \leq \cos(y) \leq 1$ for any y , we also have $-1 \leq T_n(x) \leq 1$, at least if x itself is in the same range so that the key inverse property holds:

```
# ACS_COS;;
val it : thm = |- !y. -- &1 <= y /\ y <= &1 ==> cos (acs y) = y
```

We can therefore prove the key property quite easily with this and a few additional facts. Note that while trigonometric functions were used as a convenient device in the proof, neither our definition of the Chebyshev polynomials nor this result mentions them.

```
let CHEB_RIPPLE = prove
  ('!x. abs(x) <= &1 ==> abs(cheb n x) <= &1',
  REWRITE_TAC[REAL_ARITH `abs(x) <= a <=> --a <= x /\ x <= a`] THEN
  MESON_TAC[CHEB_COS; ACS_COS; COS_BOUNDS]);;
```

The fact that $T_n(x)$ stays in the range $[-1, 1]$ if its argument does is quite impressive given that the leading coefficient is 2^{n-1} . In fact, one can show that the Chebyshev polynomials are unique in having this property, which gives them a number of important roles in finding approximations to functions. To take the simplest example, the best $(n - 1)$ -degree polynomial approximation to a degree- n polynomial $p(x) = a_0 + a_1x + \dots + a_nx^n$ is $p(x) - \frac{a_n}{2^n}T_n(x)$, in the ‘minimax’ sense of having the smallest maximum error on the interval $[-1, 1]$. Repeatedly applying such ‘economization’ typically gives much better minimax error than just truncating the polynomial, often very close to the best possible approximation (Markstein 2000; Muller 1997).

We can quite easily compute the Chebyshev polynomials explicitly by using the recurrence. The following converts an integer into an expansion theorem $6 = 4 + 2$, $100 = 98 + 2$ etc.:

```
let NUM_ADD2_CONV =
  let add_tm = `(+):num->num->num`
  and two_tm = `2` in
  fun tm ->
    let m = mk_numeral(dest_numeral tm -/ Int 2) in
    let tm' = mk_comb(mk_comb(add_tm,m),two_tm) in
    SYM(NUM_ADD_CONV tm');;
```

and the following keeps applying this and the basic recurrence, then uses `REAL_POLY_CONV` to put the polynomial into a canonical format:

```
let CHEB_CONV =
  let [pth0;pth1;pth2] = CONJUNCTS cheb in
  let rec conv tm =
    (GEN_REWRITE_CONV I [pth0; pth1] ORELSEC
     (LAND_CONV NUM_ADD2_CONV THENC
      GEN_REWRITE_CONV I [pth2] THENC
       COMB2_CONV
        (funpow 3 RAND_CONV ((LAND_CONV NUM_ADD_CONV) THENC conv)))
     conv THENC
     REAL_POLY_CONV)) tm in
  conv;;
```

for example:

```
# CHEB_CONV `cheb 8 x`;;
val it : thm =
|- cheb 8 x =
  &128 * x pow 8 +
  -- &256 * x pow 6 +
  &160 * x pow 4 +
  -- &32 * x pow 2 +
  &1
```

For large n this is very inefficient, because the recurrence only proceeds one number at a time, and the same subexpressions are recomputed many times. Just as you wouldn’t actually want to compute the Fibonacci numbers by the defining recurrence because `fib n` gets recalculated about 2^n times:

```
# let rec fib n = if n <= 2 then 1 else fib(n - 1) + fib(n - 2);;
val fib : int -> int = <fun>
# fib 40;;
...a long wait...
```

but rather simultaneously compute $\text{fib}(n)$ and $\text{fib}(n+1)$ by recursion:

```
# let rec fib2 n = if n <= 1 then (1,1) else let a,b = fib2(n-1) in b,a + b;;
val fib2 : int -> int * int = <fun>
# let fib n = fst(fib2 n);;
val fib : int -> int = <fun>
# fib 40;;
val it : int = 102334155
```

it would be preferable here to recursively produce theorems for the n^{th} and $(n+1)^{\text{st}}$ Chebyshev polynomial at once. An even more refined approach would be to use a binary recurrence, the proof of which we present without comment:

```
let CHEB_2N1 = prove
  ('!n x. ((x - &1) * (cheb (2 * n + 1) x - &1) =
           (cheb (n + 1) x - cheb n x) pow 2) /\
           (&2 * (x pow 2 - &1) * (cheb (2 * n + 2) x - &1) =
           (cheb (n + 2) x - cheb n x) pow 2)',
  ONCE_REWRITE_TAC[SWAP_FORALL_THM] THEN GEN_TAC THEN
  MATCH_MP_TAC CHEB_INDUCT THEN REWRITE_TAC[ARITH; cheb; CHEB_2; CHEB_3] THEN
  REPEAT(CHANGED_TAC
    (REWRITE_TAC[GSYM ADD_ASSOC; LEFT_ADD_DISTRIB; ARITH] THEN
      REWRITE_TAC[ARITH_RULE `n + 5 = (n + 3) + 2`;
                  ARITH_RULE `n + 4 = (n + 2) + 2`;
                  ARITH_RULE `n + 3 = (n + 1) + 2`;

                  cheb])) THEN
  CONV_TAC REAL_RING);;
```

This could be used as the basis for a considerably more efficient proof procedure, though because of the factors of $x - 1$ and $x^2 - 1$ in the recurrence, one would also need to establish some equivalences for $x = \pm 1$ by explicit calculation. When the reader feels sufficiently confident with HOL, this would be an instructive and non-trivial exercise.

19.2 A trivial part of Sarkovskii's theorem

We were perhaps stretching the definition of ‘analysis’ in calling the last theorem analytical. Although analysis underlies some of the theorems about cosines, the proofs we conducted on that basis were essentially algebraic. We might call a proof properly analytical when it depends on ideas like limits and continuity. So let us prove a simple theorem about continuous functions. Suppose $f : \mathbb{R} \rightarrow \mathbb{R}$ is continuous and there is some point x such that $f^3(x) = x$, where $f^3(x)$ means $f(f(f(x)))$. We will show that there is also a point x (not in general the same one) such that $f(x) = x$.

The HOL formalization of ‘ f is continuous at the point x ’ is `f cont1 x` with `cont1` (‘locally continuous’) an infix binary operator. The suitably expanded definition is the usual ‘epsilon-delta’ formulation that readers familiar with mathematical analysis may recognize:³⁷

³⁷The hypothesis $0 < |x'|$ is redundant because the conclusion trivially holds in this case anyway. It results from the definition in terms of a more general notion of limit.

```
# REWRITE_RULE[LIM; REAL_SUB_RZERO] contl;;
val it : thm =
  |- !f x.
    f contl x <=>
      (!e. &0 < e
        ==> (?d. &0 < d /\
          (!x'. &0 < abs x' /\ abs x' < d
            ==> abs (f (x + x') - f x) < e)))
```

One of the most fundamental facts about continuous functions is the intermediate value property: if a function takes two values then it also somewhere takes any value in between. The HOL formulation is that if f is continuous at all points of an interval $[a, b]$, and $f(a) \leq y \leq f(b)$ then there is some point x in the interval where $f(x) = y$.

```
# IVT;;
val it : thm =
  |- !f a b y.
    a <= b /\
      (f a <= y /\ y <= f b) /\
      (!x. a <= x /\ x <= b ==> f contl x)
    ==> (?x. a <= x /\ x <= b /\ f x = y)
```

We would prefer to ignore whether $f(a) \leq f(b)$ or vice versa. In fact there is a dual theorem proved where the reverse is assumed, IVT2. Our first step is to combine them and specialize to the case $y = 0$ and continuity on the whole real line, using REAL_LE_TOTAL to induce a case-split:

```
# let IVT_LEMMMA1 = prove
  (!f. (!x. f contl x)
    ==> !x y. f(x) <= &0 /\ &0 <= f(y) ==> ?x. f(x) = &0',
  ASM_MESON_TAC[IVT; IVT2; REAL_LE_TOTAL]);;
```

Since we are interested in fixed points of functions, we will mostly be applying it to functions of the form $f(x) - x$. Let us prove a more specialized lemma:

```
# g !f. (!x. f contl x) /\ (?x. f(x) <= x) /\ (?y. y <= f(y)) ==> ?x. f(x) = x';;
val it : goalstack = 1 subgoal (1 total)
  !f. (!x. f contl x) /\ (?x. f x <= x) /\ (?y. y <= f y) ==> (?x. f x = x)'
```

exactly by applying the previous lemma to the function $\lambda x. f(x) - x$:

```
# e(REPEAT STRIP_TAC THEN MP_TAC(SPEC '\x. f x - x' IVT_LEMMMA1));;
val it : goalstack = 1 subgoal (1 total)

  0 [!x. f contl x']
  1 [f x <= x']
  2 [y <= f y']

  !(!x. (\x. f x - x) contl x)
  ==> (!x y.
    (\x. f x - x) x <= &0 /\ &0 <= (\x. f x - x) y
    ==> (?x. (\x. f x - x) x = &0))
  ==> (?x. f x = x)'
```

The identity function is continuous, and the difference of continuous functions is continuous, so we can eliminate the continuity hypothesis by simplification using the corresponding HOL theorems. As usual, this also reduces any beta-redexes:

```
# e(ASM_SIMP_TAC[CONT_SUB; CONT_X] );;
val it : goalstack = 1 subgoal (1 total)

0 ['!x. f cont1 x']
1 ['f x <= x']
2 ['y <= f y']

'(!x y. f x - x <= &0 /\ &0 <= f y - y ==> (?x. f x - x = &0))
==> (?x. f x = x)'
```

If we rearrange some of the inequalities and the equation to bring terms to the other side:

```
# e(SIMP_TAC[REAL_LE_SUB_LADD; REAL_LE_SUB_RADD; REAL_SUB_0; REAL_ADD_LID]);;
val it : goalstack = 1 subgoal (1 total)

0 ['!x. f cont1 x']
1 ['f x <= x']
2 ['y <= f y']

'(!x y. f x <= x /\ y <= f y ==> (?x. f x = x)) ==> (?x. f x = x)'
```

the result follows by simple logic:

```
# e(ASM_MESON_TAC[]);;
0 inferences so far. Searching with maximum size 0.
0 inferences so far. Searching with maximum size 1.
1 inferences so far. Searching with maximum size 2.
2 inferences so far. Searching with maximum size 3.
Goal solved with 6 inferences.
CPU time (user): 0.
val it : goalstack = No subgoals
```

The entire proof might be put together as follows:

```
# let IVT_LEMMA2 = prove
  ('!f. (!x. f cont1 x) /\ (?x. f(x) <= x) /\ (?y. y <= f(y)) ==> ?x. f(x) = x',
  REPEAT STRIP_TAC THEN MP_TAC(SPEC '\x. f x - x' IVT_LEMMA1) THEN
  ASM_SIMP_TAC[CONT_SUB; CONT_X] THEN
  SIMP_TAC[REAL_LE_SUB_LADD; REAL_LE_SUB_RADD; REAL_SUB_0; REAL_ADD_LID] THEN
  ASM_MESON_TAC[]);;
```

Now we are ready to tackle the main result:

```
# g '!f:real->real. (!x. f cont1 x) /\ (?x. f(f(f(x))) = x) ==> ?x. f(x) = x';;
val it : goalstack = 1 subgoal (1 total)

'!f. (!x. f cont1 x) /\ (?x. f (f (f x)) = x) ==> (?x. f x = x)'
```

The first step is to strip down the goal and apply the lemma:

```
# e(REPEAT STRIP_TAC THEN MATCH_MP_TAC IVT_LEMMA2 THEN ASM_REWRITE_TAC[]);;
val it : goalstack = 1 subgoal (1 total)

0 ['!x. f cont1 x']
1 ['f (f (f x)) = x']

'?x. f x <= x) /\ (?y. y <= f y)'
```

Since we know $f(f(f(x))) = x$ it's not hard to show that each inequality is satisfied by at least one of the three points in $\{x, f(x), f(f(x))\}$, so let's direct HOL's search in that direction:

```
# e(CONJ_TAC THEN MATCH_MP_TAC
  (MESON[] `P x \\/ P (f x) \\/ P (f(f x)) ==> ?x:real. P x`));
...
val it : goalstack = 2 subgoals (2 total)

0 [`!x. f cont1 x`]
1 [`f (f (f x)) = x`]

`x <= f x \\/ f x <= f (f x) \\/ f (f x) <= f (f (f x))`

0 [`!x. f cont1 x`]
1 [`f (f (f x)) = x`]

`f x <= x \\/ f (f x) <= f x \\/ f (f (f x)) <= f (f x)`
```

Now it's just linear arithmetic, but we do need to use the equational assumption:

```
# e(FIRST_ASSUM(UNDISCH_TAC o check is_eq o concl) THEN REAL_ARITH_TAC);
val it : goalstack = 1 subgoal (1 total)

0 [`!x. f cont1 x`]
1 [`f (f (f x)) = x`]

`x <= f x \\/ f x <= f (f x) \\/ f (f x) <= f (f (f x))`
```

The other subgoal falls the same way. So we can package the whole proof up as follows:

```
# let SARKOVSKII_TRIVIAL = prove
  (`!f:real->real. (!x. f cont1 x) /\ (?x. f(f(f(x))) = x) ==> ?x. f(x) = x`,
  REPEAT STRIP_TAC THEN MATCH_MP_TAC IVT_LEMMA2 THEN ASM_REWRITE_TAC[] THEN
  CONJ_TAC THEN MATCH_MP_TAC
  (MESON[] `P x \\/ P (f x) \\/ P (f(f x)) ==> ?x:real. P x`) THEN
  FIRST_ASSUM(UNDISCH_TAC o check is_eq o concl) THEN REAL_ARITH_TAC);;
```

The name is chosen because this is a trivial subcase of a remarkably general result called *Sarkovskii's theorem* (Devaney 1987). For our purposes, there was nothing special about the number 3, and essentially the same proof would work for $f^2(x) = x$, $f^4(x) = x$ etc. But a more refined notion is to study fixed points of *minimal* period n , i.e. points such that $f^n(x) = x$ yet for no $m < n$ is $f^m(x) = x$. In this case the number 3 is quite special: Sarkovskii's theorem, as a special case of its more general conclusion, shows that if there is a point with minimal period 3, there is a point with minimal period n for every integer $n \leq 1$.

19.3 Derivatives

Another quintessentially analytic property is the derivative of a function. One might expect to find a higher-order 'derivative' function $\text{deriv} : (\mathbb{R} \rightarrow \mathbb{R}) \rightarrow (\mathbb{R} \rightarrow \mathbb{R})$ mapping a function f to its derivative f' . Actually, no such thing is defined in HOL, but rather a ternary operator `diff1` where $(f \text{ diff1 } a) \ x$ means 'the function f has a derivative with value a at the point x '. Expanding out the definition, we see that the definition is much as an analyst might expect:

```
# REWRITE_RULE[LIM; REAL_SUB_RZERO] diff1;;
val it : thm =
|- !f x l.
  (f diff1 l) x <=>
  (!e. &0 < e
    ==> (?d. &0 < d /\
      (!x'. &0 < abs x' /\ abs x' < d
        ==> abs ((f (x + x') - f x) / x' - l) < e)))
```

The usual kinds of combining theorems are proved, for example that the derivative of a sum is the sum of the derivatives, and the chain rule for the derivative of a function composition:

```
# DIFF_ADD;;
val it : thm =
  |- !f g l m x.
      (f diff1 l) x /\ (g diff1 m) x ==> ((\x. f x + g x) diff1 l + m) x
# DIFF_CHAIN;;
val it : thm =
  |- !f g l m x.
      (f diff1 l) (g x) /\ (g diff1 m) x ==> ((\x. f (g x)) diff1 l * m) x
```

By considering such theorems, we can see why a relational form was chosen. When we say that the derivative of a sum is the sum of the derivatives, we are implicitly assuming that the derivatives in question do actually exist. So in a rigorous statement we need additional hypotheses that the functions in question are in fact differentiable. By using the relational form, we avoid this, though the reformulations are not always as natural as here. There is nothing to stop us defining a derivative, perhaps by an ε -term:

```
# let derivative = new_definition
  `derivative f x = @a. (f diff1 a) x`;;
val derivative : thm = |- !f x. derivative f x = (@a. (f diff1 a) x)
```

However the fact that the derivative in this sense is equal to something does not imply that the function is actually differentiable, for even if it weren't the derivative would be equal to *something*. (This is exactly analogous to our use of `HAS_SIZE` instead of simple equations based on `CARD`.)

There is really only one automated theorem proving routine for analytical properties. A conversion `DIFF_CONV` (not actually a true conversion) will automatically return theorems about derivatives of particular expressions, using known derivatives for various transcendental functions, e.g.

```
# DIFF_CONV `!z. sin(cos(z))`;;
val it : thm = |- !z. ((\z. sin (cos z)) diff1 cos (cos x) * --sin x * &1) x
```

Note that the result is not reduced to its 'simplest' form. In general, the theorem returned will include side-conditions that HOL thinks may be needed:

```
# DIFF_CONV `!x. ln(x)`;;
val it : thm = |- !x. &0 < x ==> ((\x. ln x) diff1 inv x * &1) x
```

20 Embedding of logics

As with programming languages, so with other formal constructs including other logics: we can formalize them inside HOL in 'deep' and 'shallow' styles. To illustrate this, we will consider *propositional modal logic*.

20.1 Modal logic

Syntactically, this is just propositional logic with the addition of two additional unary syntax constructors we call ‘box’ and ‘diamond’, so that if p is a formula, so are $\Box p$ and $\Diamond p$. In Lewis’s original conception of modal logic (Lewis and Langford 1932) these were supposed to be read:

- $\Box p$ — ‘necessarily p ’ or ‘it is necessary that p ’
- $\Diamond p$ — ‘possibly p ’ or ‘it is possible that p ’

What these phrases were actually supposed to mean by Lewis seems quite obscure to most people, and it was only really clarified when Kripke (1963) gave the precise semantics that we will shortly formalize in HOL. And one of the nice features is that the semantics is naturally compatible with less philosophically abstruse and more obviously useful readings of $\Box p$ such as ‘ p holds at some time in the future’, ‘ p holds when the program terminates’ or ‘ p is provable from the axioms of Peano Arithmetic’.

20.2 Deep embedding

Let’s start with the syntax. We try to pick some suggestive names for the propositional connectives without overloading HOL’s regular ones. First of all, we assume we’ve defined a (trivial) type of strings as before:

```
# let string_INDUCT,string_RECURSION = define_type
  "string = String num";;
```

and then set up infix and prefix parsing status for the logical connectives:

```
# parse_as_infix("&&",(16,"right"));
# parse_as_infix("||",(15,"right"));
# parse_as_infix("-->",(14,"right"));
# parse_as_infix("<->",(13,"right"));

# parse_as_prefix "Not";;
# parse_as_prefix "Box";;
# parse_as_prefix "Diamond";;
```

and then make our type definition

```
# let form_INDUCT,form_RECURSION = define_type
  "form = False
    | True
    | Atom string
    | Not form
    | && form form
    | || form form
    | --> form form
    | <-> form form
    | Box form
    | Diamond form";;
```

The usual notion of a model for propositional logic is a mapping from variable names (here strings) to the 2-element set of truth values. In modal logic this is generalized by introducing a set of ‘worlds’ and making a truth-assignment dependent not only on the variable name but also in the ‘world’, so that any given atomic formula may be true in some worlds but false in others. Then, roughly speaking, $\Box p$ is defined to hold if p holds in ‘all possible worlds’.

But there is an important nuance that prevents this from being simply a trivial variant of first-order quantification. More precisely, $\Box p$ is defined to hold if p holds in ‘all worlds accessible from the current one’, where the question of which worlds are accessible from others is also part of the model. In attempting to formally capture some important philosophical notions of possibility or necessity, we can appropriately restrict the notion of accessibility. For example, one can argue that fewer things are *physically* possible than *logically* possible. For the latter we might permit any world to be accessible from any other, while for the former, limit accessibility between worlds to those satisfying the same physical laws. The upshot of this discussion is that the heavily parametrized definition of the semantics of modal logic is as follows. Here W is a set of worlds, R is the accessibility relation between worlds, V is the valuation mapping that determines which atomic formulas hold in which world, and w is the current world. The pair (W, R) taken together is usually referred to as a *frame*.

```
# let holds = define
  `(holds (W,R) V False w <=> F) /\
  (holds (W,R) V True w <=> T) /\
  (holds (W,R) V (Atom a) w <=> V a w) /\
  (holds (W,R) V (Not p) w <=> ~(holds (W,R) V p w)) /\
  (holds (W,R) V (p && q) w <=> holds (W,R) V p w /\ holds (W,R) V q w) /\
  (holds (W,R) V (p || q) w <=> holds (W,R) V p w \/ holds (W,R) V q w) /\
  (holds (W,R) V (p --> q) w <=> holds (W,R) V p w ==> holds (W,R) V q w) /\
  (holds (W,R) V (p <-> q) w <=> holds (W,R) V p w <=> holds (W,R) V q w) /\
  (holds (W,R) V (Box p) w <=>
   !w'. w' IN W /\ R w w' ==> holds (W,R) V p w') /\
  (holds (W,R) V (Diamond p) w <=>
   ?w'. w' IN W /\ R w w' /\ holds (W,R) V p w')`;;
```

We say that a formula holds in a frame if it holds in that frame for any valuation and in any world:

```
# let holds_in = new_definition
  `holds_in (W,R) p = !V w. w IN W ==> holds (W,R) V p w`;;
```

As hinted earlier, we get a particular ‘modal logic’ by considering only interpretations with suitably restricted frames. We write $L \models p$ to mean that p holds in all frames satisfying L .

```
# parse_as_infix("|=",(11,"right"));

# let valid = new_definition
  `L |= p <=> !f. L f ==> holds_in f p`;;
```

Numerous modal logics have been studied over the years. Three contrasting ones are the following. Modal logic $S4$, felt by many philosophers to formalize the traditional philosophical notions of necessity and possibility, allows all frames where the

accessibility relation is reflexive and transitive. (And the set of worlds is nonempty and accessibility is a relation on the set of worlds — this will be assumed in the other logics without comment.)

```
# let S4 = new_definition
  `S4(W,R) <=> ~(W = {}) /\ (!x y. R x y ==> x IN W /\ y IN W) /\
    (!x. x IN W ==> R x x) /\
    (!x y z. R x y /\ R y z ==> R x z)';;
```

Linear temporal logic (LTL) is interpreted over a very specific model, where the worlds are the natural numbers, thought of as units of time, and a world is accessible precisely from earlier ones, including itself. (There are other formulations where we assume an arbitrary structure isomorphic to that one, and there are variants with past times based on \mathbb{Z} and continuous time based on \mathbb{R} , but this is what we will mean by LTL.)

```
# let LTL = new_definition
  `LTL(W,R) <=> (W = UNIV) /\ !x y:num. R x y <=> x <= y';;
```

Finally, the logic GL is restricted to accessibility relations that are transitive and also converse well-founded. (And so in particular irreflexive — no world is accessible from itself.) This has a quite different character from the modal logics traditionally studied by philosophers, but has a particular importance since it formalizes the logic of provability (Boolos 1995). We will expand a little on this below.

```
# let GL = new_definition
  `GL(W,R) <=> ~(W = {}) /\ (!x y. R x y ==> x IN W /\ y IN W) /\
    WF(\x y. R y x) /\ (!x y z:num. R x y /\ R y z ==> R x z)';;
```

20.3 Modal schemas

One way of proving general validity of formulas in any modal logic, say the following:

```
# g `L |= Box(A --> B) --> Box A --> Box B';;
```

is simply to expand all the definitions:

```
# e( REWRITE_TAC[valid; FORALL_PAIR_THM; holds_in; holds]);;
val it : goalstack = 1 subgoal (1 total)

`!p1 p2.
  L (p1,p2)
  ==> (!V w.
    w IN p1
    ==> (!w'. w' IN p1 /\ p2 w w'
      ==> holds (p1,p2) V A w'
      ==> holds (p1,p2) V B w')
    ==> (!w'. w' IN p1 /\ p2 w w' ==> holds (p1,p2) V A w')
    ==> (!w'. w' IN p1 /\ p2 w w' ==> holds (p1,p2) V B w'))';
```

and hit the result with MESON:

```
# e(MESON_TAC[]);;
val it : goalstack = No subgoals
```

This general procedure can be wrapped up in a simple custom rule:

```
# let MODAL_TAC =
  REWRITE_TAC[valid; FORALL_PAIR_THM; holds_in; holds] THEN MESON_TAC[];;

# let MODAL_RULE tm = prove(tm,MODAL_TAC);;
```

and it disposes of many general laws of modal logic without much difficulty:

```
# let TAUT_1 = MODAL_RULE `L |= Box True`;;
# let TAUT_2 = MODAL_RULE `L |= Box(A --> B) --> Box A --> Box B`;;
# let TAUT_3 = MODAL_RULE `L |= Diamond(A --> B) --> Box A --> Diamond B`;;
# let TAUT_4 = MODAL_RULE `L |= Box(A --> B) --> Diamond A --> Diamond B`;;
# let TAUT_5 = MODAL_RULE `L |= Box(A && B) --> Box A && Box B`;;
# let TAUT_6 = MODAL_RULE `L |= Diamond(A || B) --> Diamond A || Diamond B`;;
```

However, many other properties hold only in certain modal logics. In fact, an appealing feature is that many formulas of modal logic precisely characterize a certain restriction on the class of frames. For example, we will see shortly that $\Box A \Rightarrow \Box\Box A$ holds precisely in logics where the accessibility relation is assumed to be transitive (as it is in the three examples S4, LTL and GL above), while $\Box A \Rightarrow A$ holds precisely in logics with a reflexive accessibility relation (like S4 and LTL but not GL).

In order to prove a number of results like this in a uniform style, it's convenient to prove a general lemma that allows us to eliminate the semantics from formulas of a certain kind. This lemma asserts that some property P holds of $\text{holds } (W,R) \vee A$ for all V and A if and only if P simply holds for all predicates on worlds:

```
# g `!W R P. (!A V. P(holds (W,R) V A)) <=> (!p:W->bool. P p)`;;
```

If we split the problem into two implications, the right-to-left one is trivial since the left is just a special case of the right, and we are left with the other direction:

```
# e(REPEAT GEN_TAC THEN EQ_TAC THENL [DISCH_TAC THEN GEN_TAC; SIMP_TAC[]]);;
val it : goalstack = 1 subgoal (1 total)

0 [ `!A V. P (holds (W,R) V A)`

`P p`
```

The idea is that we can in particular apply the hypothesis to an *atomic* formula A where the valuation is chosen to be agree with predicate p on all atomic formulas:

```
# e(POP_ASSUM(MP_TAC o SPECL [ `Atom a`; `a:string. (p:W->bool)` ]));;
val it : goalstack = 1 subgoal (1 total)

`P (holds (W,R) (\a. p) (Atom a)) ==> P p`
```

We can't quite rewrite with the definition of `holds` because in this goal it is not applied to all its parameters. We need to manually introduce the extra parameter:

```
# e(GEN_REWRITE_TAC (LAND_CONV o RAND_CONV) [GSYM ETA_AX]);;
val it : goalstack = 1 subgoal (1 total)

`P (\x. holds (W,R) (\a. p) (Atom a) x) ==> P p`
```

so we can rewrite with the definition of holds:

```
# e(REWRITE_TAC[holds]);;
val it : goalstack = 1 subgoal (1 total)

`P (\x. p x) ==> P p`
```

and finish the job by eliminating the η -redex we created:

```
# e(REWRITE_TAC[ETA_AX]);;
val it : goalstack = No subgoals
```

giving us the following proof script:

```
# let HOLDS_FORALL_LEMMA = prove
  (`!W R P. (!A V. P(holds (W,R) V A)) <=> (!p:W->bool. P p)` ,
  REPEAT GEN_TAC THEN EQ_TAC THENL [DISCH_TAC THEN GEN_TAC; SIMP_TAC[]] THEN
  POP_ASSUM(MP_TAC o SPECL ['Atom a'; `a:string. (p:W->bool)`]) THEN
  GEN_REWRITE_TAC (LAND_CONV o RAND_CONV) [GSYM ETA_AX] THEN
  REWRITE_TAC[holds] THEN REWRITE_TAC[ETA_AX]);;
```

Now let us try applying this to a specific modal schema equivalence, the one for reflexivity of the accessibility relation that we mentioned above:

```
# g `!W R. (!w:W. w IN W ==> R w w) <=> !A. holds_in (W,R) (Box A --> A)`;;
```

If we rewrite using the semantic definitions, we get something to which we can apply HOLDS_FORALL_LEMMA:

```
# e(REWRITE_TAC[holds_in; holds]);;
val it : goalstack = 1 subgoal (1 total)

`!W R.
  (!w. w IN W ==> R w w) <=>
  (!A V w.
    w IN W
    ==> (!w'. w' IN W /\ R w w' ==> holds (W,R) V A w')
    ==> holds (W,R) V A w)`
```

However, just rewriting with HOLDS_FORALL_LEMMA won't work, because HOL's limited higher-order matching doesn't figure out all the instantiations; the trouble is the two free variables W and R in the pattern. However, we can carefully force them to match exactly the variables in the goal:

```
# e(MP_TAC HOLDS_FORALL_LEMMA THEN
  REPEAT(MATCH_MP_TAC MONO_FORALL THEN GEN_TAC));;
val it : goalstack = 1 subgoal (1 total)

`(!P. (!A V. P (holds (W,R) V A)) <=> (!p. P p))
==> ((!w. w IN W ==> R w w) <=>
  (!A V w.
    w IN W
    ==> (!w'. w' IN W /\ R w w' ==> holds (W,R) V A w')
    ==> holds (W,R) V A w))`
```

and now that those are determined, ordinary rewriting works:

```
# e(DISCH_THEN(fun th -> REWRITE_TAC[th]));;
val it : goalstack = 1 subgoal (1 total)

`(!w. w IN W ==> R w w) <=>
  (!p w. w IN W ==> (!w'. w' IN W /\ R w w' ==> p w')) ==> p w)`
```

The remaining goal is free of formulas and semantics, but it does involve some non-trivial higher-order logic. So at first sight we might not expect to solve it with MESON, but we are lucky:

```
# e(MESON_TAC[]);;
...
val it : goalstack = No subgoals
```

If we abbreviate the earlier steps by a custom tactic:

```
# let MODAL_SCHEMA_TAC =
  REWRITE_TAC[holds_in; holds] THEN MP_TAC HOLDS_FORALL_LEMMA THEN
  REPEAT(MATCH_MP_TAC MONO_FORALL THEN GEN_TAC) THEN
  DISCH_THEN(fun th -> REWRITE_TAC[th]);;
```

we can package up this proof as:

```
# let MODAL_REFL = prove
  (`!W R. (!w:W. w IN W ==> R w w) <=> !A. holds_in (W,R) (Box A --> A)` ,
  MODAL_SCHEMA_TAC THEN MESON_TAC[]);;
```

and we can handle others in the same way, e.g. transitivity:

```
# let MODAL_TRANS = prove
  (`!W R. (!w w' w'':W. w IN W /\ w' IN W /\ w'' IN W /\
  R w w' /\ R w' w'' ==> R w w'') <=>
  (!A. holds_in (W,R) (Box A --> Box(Box A)))` ,
  MODAL_SCHEMA_TAC THEN MESON_TAC[]);;
```

and ‘seriality’ (each world having an accessible successor):

```
# let MODAL_SERIAL = prove
  (`!W R. (!w:W. w IN W ==> ?w'. w' IN W /\ R w w') <=>
  (!A. holds_in (W,R) (Box A --> Diamond A))` ,
  MODAL_SCHEMA_TAC THEN MESON_TAC[]);;
```

Our luck finally runs out with the schema for symmetry, where MESON won’t finish things off for us.

```
# g `!W R. (!w w':W. w IN W /\ w' IN W /\ R w w' ==> R w' w) <=>
  (!A. holds_in (W,R) (A --> Box(Diamond A)))`;;
```

It’s still convenient to use MODAL_SCHEMA_TAC for the initial reduction:

```
# e MODAL_SCHEMA_TAC;;
val it : goalstack = 1 subgoal (1 total)

`(!w w'. w IN W /\ w' IN W /\ R w w' ==> R w' w) <=>
  (!p w.
  w IN W
  ==> p w
  ==> (!w'. w' IN W /\ R w w' ==> (?w''. w'' IN W /\ R w' w'' /\ p w''))`
```

and one direction of the equivalence is still easy for MESON:

```
# e(EQ_TAC THENL [MESON_TAC[]; REPEAT STRIP_TAC]);;
...
val it : goalstack = 1 subgoal (1 total)

0 ['!p w.
    w IN W
    ==> p w
    ==> (!w'. w' IN W /\ R w w'
        ==> (?w''. w'' IN W /\ R w' w'' /\ p w''))']
1 ['w IN W']
2 ['w' IN W']
3 ['R w w'']

'R w' w'
```

We need to come up with the right instantiation for the predicate p , and then it's easy:

```
# e(FIRST_X_ASSUM(MP_TAC o SPECL ['\v:W. v = w'; 'w:W']) THEN
    ASM_MESON_TAC[]);;
val it : goalstack = No subgoals
```

giving the proof script:

```
# let MODAL_SYM = prove
  ('!W R. (!w w':W. w IN W /\ w' IN W /\ R w w' ==> R w' w) <=>
   (!A. holds_in (W,R) (A --> Box(Diamond A))))',
  MODAL_SCHEMA_TAC THEN EQ_TAC THENL [MESON_TAC[]; REPEAT STRIP_TAC] THEN
  FIRST_X_ASSUM(MP_TAC o SPECL ['\v:W. v = w'; 'w:W']) THEN ASM_MESON_TAC[]);;
```

Still harder is the following modal schema proof, where the validity of $\Box(\Box A \Rightarrow A) \Rightarrow \Box A$ is equivalent to transitivity and converse wellfoundedness of the accessibility relation, as assumed in the logic GL. Perhaps a few more words about the logic of provability would help to motivate the interest of this schema.

In proving limitative results such as Gödel's incompleteness theorems — see for example Smullyan (1992) for an introduction — one defines inside a logic a concrete representation $\ulcorner p \urcorner$, say as a number, for each of its formulas p , and defines within the logic a predicate Pr where the truth of $Pr(\ulcorner p \urcorner)$ means that p is provable in the logic. By rather complicated syntactic arguments one can establish some interesting properties of this notion, such as the fact that if $\vdash p$, then $\vdash Prov(\ulcorner p \urcorner)$, i.e. that if p is provable, then it's provable that it's provable(!) One can take this still further and prove

$$\vdash Pr(\ulcorner p \urcorner) \Rightarrow Pr(\ulcorner Pr(\ulcorner p \urcorner) \urcorner)$$

but at this point all the nested quotation is becoming a bit bewildering. We can make things a lot clearer by abbreviating $Pr(\ulcorner p \urcorner)$ as $\Box p$, in which case the above schema becomes just $\vdash \Box p \Rightarrow \Box \Box p$. And we can also express in an elegant and concise form the provability of Gödel's second incompleteness theorem, that if a system proves itself consistent, it is in fact inconsistent:

$$\vdash \Box(\Box \perp \Rightarrow \perp) \Rightarrow \Box \perp$$

in fact, there is a generalization due to Löb with an arbitrary formula p replacing falsity:

$$\vdash \Box(\Box p \Rightarrow p) \Rightarrow \Box p$$

It is precisely this schema that characterizes provability logic. By virtue of a difficult completeness theorem (Solovay 1976), any properties of provability expressible in these modal terms can also be proved by directly reasoning in GL.

We will content ourselves with a much simpler task, establishing the equivalence of the Löb schema with the transitivity and converse wellfoundedness of the frames. By the earlier result on transitivity, it follows that any logic in which $\Box(\Box A \Rightarrow A) \Rightarrow \Box A$ holds also has $\Box p \Rightarrow \Box\Box p$, as was mentioned earlier for provability. In purely modal terms, one can see this by setting A to $p \wedge \Box p$ followed by some transformations that hold in any modal logic; this clever trick is indeed the motivation for an otherwise obscure instantiation below. Let's set about the proof:

```
# g '!W R. (!x y z:W. x IN W /\ y IN W /\ z IN W /\ R x y /\ R y z ==> R x z) /\
WF(\x y. x IN W /\ y IN W /\ R y x) <=>
(!A. holds_in (W,R) (Box(Box A --> A) --> Box A))';;
```

starting in the usual way, expressing wellfoundedness as induction, and splitting the problem into three subgoals:

```
# e(MODAL_SCHEMA_TAC THEN REWRITE_TAC[WF_IND] THEN EQ_TAC THEN
STRIP_TAC THEN REPEAT CONJ_TAC);;
val it : goalstack = 3 subgoals (3 total)

...

'!p w.
  w IN W
  ==> (!w'. w' IN W /\ R w w'
      ==> (!w''. w'' IN W /\ R w' w'' ==> p w'')
      ==> p w')
  ==> (!w'. w' IN W /\ R w w' ==> p w')`
```

All these goals require considerable thought (for most of us). Still, the first is the easiest of the three because we can more or less follow our noses. We break down the goal a bit:

```
# e(REPEAT GEN_TAC THEN REPEAT DISCH_TAC);;
val it : goalstack = 1 subgoal (3 total)

0 [!x y z. x IN W /\ y IN W /\ z IN W /\ R x y /\ R y z ==> R x z']
1 [!P. (!x. (!y. y IN W /\ x IN W /\ R x y ==> P y) ==> P x)
   ==> (!x. P x)`]
2 ['w IN W']
3 [!w'. w' IN W /\ R w w'
   ==> (!w''. w'' IN W /\ R w' w'' ==> p w'')
   ==> p w']

'!w'. w' IN W /\ R w w' ==> p w`
```

and prove that formulas using the wellfounded induction assumption:

```

# e(FIRST_X_ASSUM MATCH_MP_TAC);;
val it : goalstack = 1 subgoal (3 total)

0 ['!x y z. x IN W /\ y IN W /\ z IN W /\ R x y /\ R y z ==> R x z']
1 ['w IN W']
2 ['!w'. w' IN W /\ R w w'
   ==> (!w''. w'' IN W /\ R w' w'' ==> p w'')
   ==> p w'\']

'!w'. (!y. y IN W /\ w' IN W /\ R w' y ==> y IN W /\ R w y ==> p y)
==> w' IN W /\ R w w'
==> p w'\']

```

which is a bit intricate but basically straightforward:

```

# e(ASM_MESON_TAC[]);;
...
val it : goalstack = 1 subgoal (2 total)

0 ['!p w.
   w IN W
   ==> (!w'. w' IN W /\ R w w'
       ==> (!w''. w'' IN W /\ R w' w'' ==> p w'')
       ==> p w')
   ==> (!w'. w' IN W /\ R w w' ==> p w')\']

'!x y z. x IN W /\ y IN W /\ z IN W /\ R x y /\ R y z ==> R x z'

```

This is where we have to prove transitivity from the semantics of the Löb schema. The clever bit is finding the right instantiation, which is just the semantic translation of the instantiation $p \wedge \Box p$ we mentioned above:

```

# e(X_GEN_TAC 'w:W' THEN FIRST_X_ASSUM(MP_TAC o SPECL
   [\v:W. v IN W /\ R w v /\ !w''. w'' IN W /\ R v w'' ==> R w w'']; 'w:W'));;
val it : goalstack = 1 subgoal (2 total)

'(w IN W
 ==> (!w''. w'' IN W /\ R w w''
     ==> (!w'''. w''' IN W /\ R w'' w'''
         ==> (\v. v IN W /\
              R w v /\
              (!w'''. w''' IN W /\ R v w'' ==> R w w''))
         w'''))
     ==> (\v. v IN W /\
         R w v /\
         (!w'''. w''' IN W /\ R v w'' ==> R w w''))
         w'')
 ==> (!w'''. w''' IN W /\ R w w''
     ==> (\v. v IN W /\
         R w v /\
         (!w'''. w''' IN W /\ R v w'' ==> R w w''))
         w''))
 ==> (!y z. w IN W /\ y IN W /\ z IN W /\ R w y /\ R y z ==> R w z)'

```

which looks horrible but again yields to

```
# e(MESON_TAC[]);;
...
val it : goalstack = 1 subgoal (1 total)

0 [ `!p w.
    w IN W
    ==> (!w'. w' IN W /\ R w w'
        ==> (!w''. w'' IN W /\ R w' w'' ==> p w'')
        ==> p w')
    ==> (!w'. w' IN W /\ R w w' ==> p w') ]

`!P. (!x. (!y. y IN W /\ x IN W /\ R x y ==> P y) ==> P x) ==> (!x. P x)`
```

For the last goal, we again provide an appropriate instantiation for the predicate in the assumptions:

```
# e(X_GEN_TAC `P:W->bool` THEN DISCH_TAC THEN
    FIRST_X_ASSUM(MP_TAC o SPEC `!x:W. !w:W. x IN W /\ R w x ==> P x`));;
val it : goalstack = 1 subgoal (1 total)

0 [ `!x. (!y. y IN W /\ x IN W /\ R x y ==> P y) ==> P x ]

`(!w. w IN W
    ==> (!w'. w' IN W /\ R w w'
        ==> (!w''. w'' IN W /\ R w' w''
            ==> (!x. !w. x IN W /\ R w x ==> P x) w'')
        ==> (!x. !w. x IN W /\ R w x ==> P x) w')
    ==> (!w'. w' IN W /\ R w w' ==> (!x. !w. x IN W /\ R w x ==> P x) w'))
==> (!x. P x)`
```

Given enough time, MESON should solve this, but the search space is narrowed dramatically if we tell it to instantiate the first order variable in the antecedent in the same way as in the consequent:

```
# e(MATCH_MP_TAC MONO_FORALL THEN ASM_MESON_TAC);;
val it : goalstack = No subgoals
```

We can package this up into the following script, where in a somewhat quixotic bid to reduce the total number of lines, we separate out the common call to MESON instead of repeating it for each subgoal:

```
let MODAL_WFTRANS = prove
  (`!W R. (!x y z:W. x IN W /\ y IN W /\ z IN W /\ R x y /\ R y z ==> R x z) /\
    WF(\x y. x IN W /\ y IN W /\ R y x) <=>
    (!A. holds_in (W,R) (Box(Box A --> A) --> Box A))`),
  MODAL_SCHEMA_TAC THEN REWRITE_TAC[WF_IND] THEN EQ_TAC THEN
  STRIP_TAC THEN REPEAT CONJ_TAC THENL
  [REPEAT GEN_TAC THEN REPEAT DISCH_TAC THEN FIRST_X_ASSUM MATCH_MP_TAC;
   X_GEN_TAC `w:W` THEN FIRST_X_ASSUM(MP_TAC o SPECL
    [ `!v:W. v IN W /\ R w v /\ !w''. w'' IN W /\ R v w'' ==> R w w''` ; `w:W` ]);
   X_GEN_TAC `P:W->bool` THEN DISCH_TAC THEN
   FIRST_X_ASSUM(MP_TAC o SPEC `!x:W. !w:W. x IN W /\ R w x ==> P x`) THEN
   MATCH_MP_TAC MONO_FORALL] THEN
  ASM_MESON_TAC[]);;
```

For a more extensive example of deep embedding of a logic, you may like to look in the subdirectory `Arithmetic`, which contains a formalization of first-order arithmetic and the proof of some classic limitative theorems such as Tarski's theorem on the undefinability of truth and Gödel's incompleteness theorem.

20.4 Shallow embedding

So much for a deep embedding. What would a shallow embedding be? By analogy with a shallow embedding of a programming language, we'd expect the logical operators like `&&` not to be syntax constructors but to directly map their semantics. And indeed, the lemma `HOLDS_FORALL_LEMMA` shows that in some sense our quantification over embedded formulas and all the paraphernalia of the semantics is really equivalent to just quantifying over all predicates on the set of worlds. So let's fix on LTL, where we have one particular model in mind, and redefine (in a fresh HOL session) all the logical connectives, with the same syntactic features:

```
# parse_as_prefix "Not";
# parse_as_infix("&&",(16,"right"));
# parse_as_infix("||",(15,"right"));
# parse_as_infix("-->",(14,"right"));
# parse_as_infix("<->",(13,"right"));
```

as operators on predicates $\mathbb{N} \rightarrow \text{bool}$:

```
# let false_def = define `False = \t:num. F`;
# let true_def = define `True = \t:num. T`;
# let not_def = define `Not p = \t:num. ~(p t)`;
# let and_def = define `p && q = \t:num. p t /\ q t`;
# let or_def = define `p || q = \t:num. p t \/ q t`;
# let imp_def = define `p --> q = \t:num. p t ==> q t`;
# let iff_def = define `p <-> q = \t:num. p t <=> q t`;
```

Note that these are mostly just special type instances of set operations; for example `&&` is a special case of set intersection, `INTER`. They are all just a 'lifting' to predicates of the HOL propositional connectives. Slightly more interesting are the modal operators, which we may as well give names reflecting the particular model:

```
# let forever = define `forever p = \t:num. !t'. t <= t' ==> p t`;
# let sometime = define `sometime p = \t:num. ?t'. t <= t' /\ p t`;
```

Indeed, since we're in a shallow embedding, we can define more temporal operators at will. Here are two common ones: 'next `p`' says that `p` holds in the next state:

```
# let next = define `next p = \t:num. p(t + 1)`;
```

while 'p until `q`' says that there is a time in the future where `q` holds and until (possibly not including) that time, `p` holds:

```
# parse_as_infix("until",(17,"right"));

# let until = define
  `p until q =
  \t:num. ?t'. t <= t' /\ (!t''. t <= t'' /\ t'' < t' ==> p t'') /\ q t'`;
```

One appeal of expressing correctness specifications in temporal logic is that, in contrast to full first order logic, there is a decision procedure available — see Clarke, Grumberg, and Hamaguchi (1994) for one elegant solution. Indeed, validity in most

modal logics of everyday interest is decidable, including GL (Boolos 1995), but an implementation of these procedures would take us too far afield.

And it's worth noting that sometimes it can be harder than it looks to express apparently simple specifications in temporal logic, for example the 'single pulser' (Johnson, Miner, and Camilleri 1994). One appeal of working in a shallow embedding is that you are free to express the specification using any of the resources in HOL, and prove it equivalent to a temporal specification that can be used for efficient verification of an implementation.

21 HOL as a functional programming language

On several occasions, we've remarked on the similarity between the HOL logic and the core of the OCaml programming language itself (the higher-order functions, the lambda expressions, the recursive types ...). We've tried to exploit this pedagogically by explaining several concepts at both levels together pointing out the similarities and differences. So when we think of shallow embedding a programming language, it's natural to consider a *functional* language, where no concept of state arises and many of the concepts seem to map directly onto the logic. We may say that in a shallow embedding, a programming language 'wears its semantics on its sleeve' — just what Henson (1987) says about functional languages.

This can work quite elegantly, though it is important to bear in mind the subtle distinction we pointed out earlier between the termination of a program and the admissibility of the corresponding recursive definition. In fact, the most non-trivial part of mapping functional programs onto their HOL analogs tend to be connected with proving admissibility or termination. The example that follows, drawn naturally from theorem proving, should illustrate this. The example is taken from Chapter 4 of Boyer and Moore (1979) with minor changes; that book is an excellent source of similar examples of reasoning about recursive functions. Ridge (2005) even gives a formalized soundness and completeness result for a prover for full first-order logic. A rather exotic (quixotic?) example to be found in `Model` is the formalization of the core of HOL (without constant or type definitions) and a proof that the basic logical rules are correct with respect to a formalized semantics. Of course, by well-known limitative results, we cannot prove the consistency of full HOL in itself, but this seems "morally" quite close, at least for the core system.

21.1 Normalizing if-then-else expressions

Consider a simple symbolic algorithm that takes expressions built up from Boolean conditional expressions like HOL's 'if ... then ... else' construct and normalizes them so that the tested expression is not itself a conditional:

```

type ite = False | True | Atomic of int | Ite of ite*ite*ite;;

let rec norm e =
  match e with
  | Ite(False,y,z) -> norm z
  | Ite(True,y,z) -> norm y
  | Ite(Atomic i,y,z) -> Ite(Atomic i,norm y,norm z)
  | Ite(Ite(u,v,w),y,z) -> norm(Ite(u,Ite(v,y,z),Ite(w,y,z)))
  | _ -> e;;

```

The rendition in HOL is quite mechanical, but the recursive definition of norm is not accepted:

```

# let ite_INDUCT,ite_RECURSION = define_type
  "ite = False | True | Atomic num | Ite ite ite ite";;
val ite_INDUCT : thm =
|- !P. P False /\
  P True /\
  (!a. P (Atomic a)) /\
  (!a0 a1 a2. P a0 /\ P a1 /\ P a2 ==> P (Ite a0 a1 a2))
  ==> (!x. P x)
val ite_RECURSION : thm =
|- !f0 f1 f2 f3.
  ?fn. fn False = f0 /\
  fn True = f1 /\
  (!a. fn (Atomic a) = f2 a) /\
  (!a0 a1 a2.
    fn (Ite a0 a1 a2) = f3 a0 a1 a2 (fn a0) (fn a1) (fn a2))
# define
  `(norm False = False) /\
  (norm True = True) /\
  (norm (Atomic i) = Atomic i) /\
  (norm (Ite False y z) = norm z) /\
  (norm (Ite True y z) = norm y) /\
  (norm (Ite (Atomic x) y z) = Ite (Atomic x) (norm y) (norm z)) /\
  (norm (Ite (Ite u v w) y z) = norm (Ite u (Ite v y z) (Ite w y z)))`;;
Exception: Failure "new_specification: Assumptions not allowed in theorem".

```

In such situations, try replacing define with `closed_prove_general_recursive_function_exists`, which should justify the existence of the function, retaining any unproven conditions in the hypotheses. This will give you an idea what HOL was unable to prove for itself: the existence of some suitable wellfounded ordering, or the compatibility of the clauses, or both:

```

# let eth = closed_prove_general_recursive_function_exists
  `(norm False = False) /\
  (norm True = True) /\
  (!i. norm (Atomic i) = Atomic i) /\
  (!y z. norm (Ite False y z) = norm z) /\
  (!y z. norm (Ite True y z) = norm y) /\
  (!i y z. norm (Ite (Atomic i) y z) = Ite (Atomic i) (norm y) (norm z)) /\
  (!u v w y z. norm (Ite (Ite u v w) y z) =
    norm (Ite u (Ite v y z) (Ite w y z)))';

val eth : thm =
  ?(<<). WF (<<) /\
  (!y z. T ==> (!y'. y' << z ==> y' << Ite False y z)) /\
  (!y z. T ==> (!y'. y' << y ==> y' << Ite True y z)) /\
  (!i y z. T ==> y << Ite (Atomic i) y z) /\
  (!i y z. T ==> z << Ite (Atomic i) y z) /\
  (!u v w y z.
    T
    ==> (!y'. y' << Ite u (Ite v y z) (Ite w y z)
      ==> y' << Ite (Ite u v w) y z))
|- ?norm. norm False = False /\
  norm True = True /\
  (!i. norm (Atomic i) = Atomic i) /\
  (!y z. norm (Ite False y z) = norm z) /\
  (!y z. norm (Ite True y z) = norm y) /\
  (!i y z.
    norm (Ite (Atomic i) y z) = Ite (Atomic i) (norm y) (norm z)) /\
  (!u v w y z.
    norm (Ite (Ite u v w) y z) =
    norm (Ite u (Ite v y z) (Ite w y z)))

```

In this case, clause compatibility was not a problem, but we need to come up with a wellfounded order \ll with the three properties given in the hypothesis. Let's set that hypothesis as a goal and proceed to prove it:

```

# g(hd(hyp eth));;
val it : goalstack = 1 subgoal (1 total)

'?(<<). WF (<<) /\
  (!y z. T ==> (!y'. y' << z ==> y' << Ite False y z)) /\
  (!y z. T ==> (!y'. y' << y ==> y' << Ite True y z)) /\
  (!i y z. T ==> y << Ite (Atomic i) y z) /\
  (!i y z. T ==> z << Ite (Atomic i) y z) /\
  (!u v w y z.
    T
    ==> (!y'. y' << Ite u (Ite v y z) (Ite w y z)
      ==> y' << Ite (Ite u v w) y z))'

```

Coming up with the right ordering in such situations can be quite tricky, and often makes an enjoyable puzzle. Quite often (not always), one can arrive at a suitable measure of the 'size' of the objects in question so that the required ordering is simply 'decreasing size'. For this example, a suitable definition of size (due, I believe, to Robert Shostak) is:

```

# let sizeof = define
  `(sizeof False = 1) /\
  (sizeof True = 1) /\
  (sizeof(Atomic i) = 1) /\
  (sizeof(Ite x y z) = sizeof x * (1 + sizeof y + sizeof z))';;

```

Since wellfounded orderings based on numeric size measures are so common, there is a predefined constant measure:

```
# measure;;
val it : thm = |- !m. measure m = (\x y. m x < m y)
```

and so:

```
# e(EXISTS_TAC `measure sizeof`);;
val it : goalstack = 1 subgoal (1 total)

`WF (measure sizeof) /\
(!y z.
  T ==> (!y'. measure sizeof y' z ==> measure sizeof y' (Ite False y z)) /\
(!y z.
  T ==> (!y'. measure sizeof y' y ==> measure sizeof y' (Ite True y z))) /\
(!i y z. T ==> measure sizeof y (Ite (Atomic i) y z)) /\
(!i y z. T ==> measure sizeof z (Ite (Atomic i) y z)) /\
(!u v w y z.
  T
  ==> (!y'. measure sizeof y' (Ite u (Ite v y z) (Ite w y z))
  ==> measure sizeof y' (Ite (Ite u v w) y z))`
```

We can simplify this using two useful theorems. First of all, every order defined by a measure is wellfounded (because the usual ordering on \mathbb{N} is). Second, the more intricate quantified expression in the right clause just collapses to a non-strict ordering. Otherwise, we just expand with the definition of `measure`:³⁸

```
# WF_MEASURE;;
val it : thm = |- !m. WF (measure m)
# MEASURE_LE;;
val it : thm = |- (!y. measure m y a ==> measure m y b) <=> m a <= m b
# e(REWRITE_TAC[WF_MEASURE; MEASURE_LE; measure]);;
val it : goalstack = 1 subgoal (1 total)

`(!y z. sizeof z <= sizeof (Ite False y z)) /\
(!y z. sizeof y <= sizeof (Ite True y z)) /\
(!i y z. sizeof y < sizeof (Ite (Atomic i) y z)) /\
(!i y z. sizeof z < sizeof (Ite (Atomic i) y z)) /\
(!u v w y z.
  sizeof (Ite u (Ite v y z) (Ite w y z)) <= sizeof (Ite (Ite u v w) y z))`
```

Now the expression is starting to look more comprehensible. Each clause is saying that in the original definition, the left-hand-side is defined in terms of `norm` applied to ‘smaller’ instances only.³⁹ If we expand with the definition, this can be handled automatically:

```
# e(REWRITE_TAC[sizeof]);;
val it : goalstack = 1 subgoal (1 total)

`(!y z. sizeof z <= 1 * (1 + sizeof y + sizeof z)) /\
(!y z. sizeof y <= 1 * (1 + sizeof y + sizeof z)) /\
(!y z. sizeof y < 1 * (1 + sizeof y + sizeof z)) /\
(!y z. sizeof z < 1 * (1 + sizeof y + sizeof z)) /\
(!u v w y z.
  sizeof u *
  (1 +
   sizeof v * (1 + sizeof y + sizeof z) +
   sizeof w * (1 + sizeof y + sizeof z)) <=
  (sizeof u * (1 + sizeof v + sizeof w)) * (1 + sizeof y + sizeof z))`

# e ARITH_TAC;;
val it : goalstack = No subgoals
```

³⁸Since the default rewriting is top-down, the first two theorems will get applied in preference to the expansion of `measure`.

³⁹We only need to prove ‘ \leq ’ rather than ‘ $<$ ’ in the last line is because that clause is *tail recursive*.

Now we can get this as a theorem and eliminate the hypothesis from the original existence assertion:

```
let eth' =
  let th = prove
    (hd(hyp eth),
     EXISTS_TAC 'measure sizeof' THEN
     REWRITE_TAC[WF_MEASURE; MEASURE_LE; measure; sizeof] THEN ARITH_TAC) in
  PROVE_HYP th eth;;
```

Now that we have an existence assertion without any hypotheses, we can make a definition using `new_specification`. This simply makes a regular definition using an ε -term derived from the existence theorem:

```
# let norm = new_specification ["norm"] eth';;
val norm : thm =
|- norm False = False /\
  norm True = True /\
  (!i. norm (Atomic i) = Atomic i) /\
  (!y z. norm (Ite False y z) = norm z) /\
  (!y z. norm (Ite True y z) = norm y) /\
  (!i y z. norm (Ite (Atomic i) y z) = Ite (Atomic i) (norm y) (norm z)) /\
  (!u v w y z.
   norm (Ite (Ite u v w) y z) = norm (Ite u (Ite v y z) (Ite w y z)))
```

21.2 Proving properties

So much for making the definition of `norm`. What about proving something about the resulting function? We often want the proofs themselves to proceed by induction, sometimes on exactly the same wellfounded ordering that was used to justify the consistency of the definition. A custom induction scheme that parallels the recursive definition is often particularly convenient; recall the special induction principle we derived when proving things about Chebyshev polynomials. We will aim to prove the following induction principle:

```
# g `!P. P False /\
  P True /\
  (!i. P(Atomic i)) /\
  (!y z. P z ==> P(Ite False y z)) /\
  (!y z. P y ==> P(Ite True y z)) /\
  (!i y z. P y /\ P z ==> P (Ite (Atomic i) y z)) /\
  (!u v w x y z. P(Ite u (Ite v y z) (Ite w y z))
   ==> P(Ite (Ite u v w) y z))
==> !e. P e';;
```

Since this involves somewhat messy reasoning, it might be better if as part of the machinery underlying `define`, `HOL` would prove it for itself. Indeed, in the work that acted as the inspiration for `define` (Slind 1997), this is done. However, in the general case, proving the induction theorem can be harder than proving admissibility of the definition, or the obvious induction theorem can even be false. First, it is clear that the induction principle must cover all cases in order to be sound, whereas the clauses handed to `define` may leave several cases unspecified. Second, the distinction between termination and admissibility is important, and it will appear in this example. Anyway, our proof is going to proceed by wellfounded induction on the same ordering, so we specialize the principle of wellfounded induction to this case:

```
# let SIZE_INDUCT = REWRITE_RULE[WF_IND; measure] (ISPEC `sizeof` WF_MEASURE);;
val ( SIZE_INDUCT ) : thm =
|- !P. (!x. (!y. sizeof y < sizeof x ==> P y) ==> P x) ==> (!x. P x)
```

and apply it:

```
# e(GEN_TAC THEN STRIP_TAC THEN MATCH_MP_TAC SIZEOF_INDUCT);;
val it : goalstack = 1 subgoal (1 total)

0 ['P False']
1 ['P True']
2 ['!i. P (Atomic i)']
3 ['!y z. P z ==> P (Ite False y z)']
4 ['!y z. P y ==> P (Ite True y z)']
5 ['!i y z. P y /\ P z ==> P (Ite (Atomic i) y z)']
6 ['!u v w x y z.
    P (Ite u (Ite v y z) (Ite w y z)) ==> P (Ite (Ite u v w) y z)']

!e. (!y. sizeof y < sizeof e ==> P y) ==> P e'
```

The remainder of the proof is conceptually straightforward. We perform a case analysis on the composition of `e` and prove the result case-by-case. We could use cases "ite" but it's simpler to perform structural induction, even though we won't use the new inductive hypotheses, only the general one about decreasing size:

```
# e(MATCH_MP_TAC ite_INDUCT THEN ASM_REWRITE_TAC[]);;
val it : goalstack = 1 subgoal (1 total)

0 ['P False']
1 ['P True']
2 ['!i. P (Atomic i)']
3 ['!y z. P z ==> P (Ite False y z)']
4 ['!y z. P y ==> P (Ite True y z)']
5 ['!i y z. P y /\ P z ==> P (Ite (Atomic i) y z)']
6 ['!u v w x y z.
    P (Ite u (Ite v y z) (Ite w y z)) ==> P (Ite (Ite u v w) y z)']

!a0 a1 a2.
((!y. sizeof y < sizeof a0 ==> P y) ==> P a0) /\
((!y. sizeof y < sizeof a1 ==> P y) ==> P a1) /\
((!y. sizeof y < sizeof a2 ==> P y) ==> P a2)
==> (!y. sizeof y < sizeof (Ite a0 a1 a2) ==> P y)
==> P (Ite a0 a1 a2)'
```

The first few cases have been disposed of; we now need a further case analysis over the conditional `a0`, which again we drive by induction. We need a bit of messing around to use the right theorems to break down the problem while ignoring the inductive hypotheses that will be unused.

```

# e(MATCH_MP_TAC ite_INDUCT THEN POP_ASSUM_LIST
  (fun ths -> REPEAT STRIP_TAC THEN FIRST(mapfilter MATCH_MP_TAC ths)) THEN
  REPEAT CONJ_TAC THEN FIRST_X_ASSUM MATCH_MP_TAC THEN
  POP_ASSUM_LIST(K ALL_TAC));;
val it : goalstack = 5 subgoals (5 total)

'sizeof (Ite a0 (Ite a1 a1' a2') (Ite a2 a1' a2')) <
  sizeof (Ite (Ite a0 a1 a2) a1' a2)'\

'sizeof a2 < sizeof (Ite (Atomic a) a1 a2)\

'sizeof a1 < sizeof (Ite (Atomic a) a1 a2)\

'sizeof a1 < sizeof (Ite True a1 a2)\

'sizeof a2 < sizeof (Ite False a1 a2)\

```

Things are now looking pretty similar to the proof obligations that arose in proving admissibility of `define`: we need to prove that for each clause in the definition, the right is smaller than the left. Most of these can be solved in the same way:

```

# e(REWRITE_TAC[ sizeof ] THEN ARITH_TAC);;
val it : goalstack = 1 subgoal (4 total)

'sizeof a1 < sizeof (Ite True a1 a2)\

# e(REWRITE_TAC[ sizeof ] THEN ARITH_TAC);;
val it : goalstack = 1 subgoal (3 total)

'sizeof a1 < sizeof (Ite (Atomic a) a1 a2)\

# e(REWRITE_TAC[ sizeof ] THEN ARITH_TAC);;
val it : goalstack = 1 subgoal (2 total)

'sizeof a2 < sizeof (Ite (Atomic a) a1 a2)\

# e(REWRITE_TAC[ sizeof ] THEN ARITH_TAC);;
val it : goalstack = 1 subgoal (1 total)

'sizeof (Ite a0 (Ite a1 a1' a2') (Ite a2 a1' a2')) <
  sizeof (Ite (Ite a0 a1 a2) a1' a2)'\

# e(REWRITE_TAC[ sizeof ] THEN ARITH_TAC);;
Exception: Failure "linear_ineqs: no contradiction".

```

But the last one fails. If we compare it with the proof obligation arising in the admissibility of `define`, we see that a non-strict inequality has been replaced by a strict one, and this makes the problem markedly harder. Let us expand the problem:

```

# e(REWRITE_TAC[ sizeof; LEFT_ADD_DISTRIB; RIGHT_ADD_DISTRIB; MULT_CLAUSES]);;
val it : goalstack = 1 subgoal (1 total)

'sizeof a0 +
  (sizeof a0 * sizeof a1 +
   sizeof a0 * sizeof a1 * sizeof a1' +
   sizeof a0 * sizeof a1 * sizeof a2') +
  sizeof a0 * sizeof a2 +
  sizeof a0 * sizeof a2 * sizeof a1' +
  sizeof a0 * sizeof a2 * sizeof a2' <
  (sizeof a0 + sizeof a0 * sizeof a1 + sizeof a0 * sizeof a2) +
  (sizeof a0 * sizeof a1' +
   (sizeof a0 * sizeof a1) * sizeof a1' +
   (sizeof a0 * sizeof a2) * sizeof a1') +
  sizeof a0 * sizeof a2' +
  (sizeof a0 * sizeof a1) * sizeof a2' +
  (sizeof a0 * sizeof a2) * sizeof a2'\

```

We can simplify things a bit by normalizing the sum and product terms and cancelling common terms from the left:

```
# e(REWRITE_TAC[MULT_AC; ADD_AC; LT_ADD_LCANCEL]);;
val it : goalstack = 1 subgoal (1 total)

'sizeof a0 * sizeof a2 +
 sizeof a0 * sizeof a1 * sizeof a1' +
 sizeof a0 * sizeof a1 * sizeof a2' +
 sizeof a0 * sizeof a1' * sizeof a2 +
 sizeof a0 * sizeof a2 * sizeof a2' +
 sizeof a0 <
 sizeof a0 * sizeof a1' +
 sizeof a0 * sizeof a2 +
 sizeof a0 * sizeof a2' +
 sizeof a0 * sizeof a1 * sizeof a1' +
 sizeof a0 * sizeof a1 * sizeof a2' +
 sizeof a0 * sizeof a1' * sizeof a2 +
 sizeof a0 * sizeof a2 * sizeof a2' +
 sizeof a0`
```

and reassociating and cancelling from the right gives a more significant simplification:

```
# e(REWRITE_TAC[ADD_ASSOC; LT_ADD_RCANCEL]);;
val it : goalstack = 1 subgoal (1 total)

'sizeof a0 * sizeof a2 <
 (sizeof a0 * sizeof a1' + sizeof a0 * sizeof a2) + sizeof a0 * sizeof a2``
```

We see now why ARITH_TAC was unable to prove the goal: it needs to know that the product of two sizeof terms is positive. For the earlier non-strict inequality it only needed to show that it was nonnegative, which holds automatically for the natural numbers. Still, the lemma it needs is quite easy to prove by another structural induction:

```
# let SIZEOF_NZ = prove
  (`!e. ~(sizeof e = 0)` ,
   MATCH_MP_TAC ite_INDUCT THEN SIMP_TAC[sizeof; ADD_EQ_0; MULT_EQ_0; ARITH]);;
```

and now the goal is easy:

```
# e(MATCH_MP_TAC(ARITH_RULE `~(b = 0) /\ ~(c = 0) ==> a < (b + a) + c`) THEN
  REWRITE_TAC[MULT_EQ_0; SIZEOF_NZ]);;
val it : goalstack = No subgoals
```

Collecting the main proof and the auxiliary results together:

```

let SIZEOF_INDUCT = REWRITE_RULE[WF_IND; measure] (ISPEC'sizeof' WF_MEASURE));

let SIZEOF_NZ = prove
  (!e. ~(sizeof e = 0)),
  MATCH_MP_TAC ite_INDUCT THEN SIMP_TAC[sizeof; ADD_EQ_0; MULT_EQ_0; ARITH]);;

let ITE_INDUCT = prove
  (!P. P False /\
    P True /\
    (!i. P(Atomic i)) /\
    (!y z. P z ==> P(Ite False y z)) /\
    (!y z. P y ==> P(Ite True y z)) /\
    (!i y z. P y /\ P z ==> P (Ite (Atomic i) y z)) /\
    (!u v w x y z. P(Ite u (Ite v y z) (Ite w y z))
      ==> P(Ite (Ite u v w) y z))
    ==> !e. P e',
  GEN_TAC THEN STRIP_TAC THEN MATCH_MP_TAC SIZEOF_INDUCT THEN
  MATCH_MP_TAC ite_INDUCT THEN ASM_REWRITE_TAC[] THEN
  MATCH_MP_TAC ite_INDUCT THEN POP_ASSUM_LIST
    (fun ths -> REPEAT STRIP_TAC THEN FIRST(mapfilter MATCH_MP_TAC ths)) THEN
  REPEAT CONJ_TAC THEN FIRST_X_ASSUM MATCH_MP_TAC THEN
  POP_ASSUM_LIST(K ALL_TAC) THEN
  REWRITE_TAC[sizeof] THEN TRY ARITH_TAC THEN
  REWRITE_TAC[LEFT_ADD_DISTRIB; RIGHT_ADD_DISTRIB; MULT_CLAUSES] THEN
  REWRITE_TAC[MULT_AC; ADD_AC; LT_ADD_LCANCEL] THEN
  REWRITE_TAC[ADD_ASSOC; LT_ADD_RCANCEL] THEN
  MATCH_MP_TAC(ARITH_RULE `~(b = 0) /\ ~(c = 0) ==> a < (b + a) + c`) THEN
  REWRITE_TAC[MULT_EQ_0; SIZEOF_NZ]);;

```

We can now use this as a quite convenient tool in proving properties. The first thing we might want to prove is that norm does indeed normalize, which we might state formally as satisfying the following predicate:

```

# let normalized = define
  '(normalized False <=> T) /\
  (normalized True <=> T) /\
  (normalized(Atomic a) <=> T) /\
  (normalized(Ite False x y) <=> F) /\
  (normalized(Ite True x y) <=> F) /\
  (normalized(Ite (Atomic a) x y) <=> normalized x /\ normalized y) /\
  (normalized(Ite (Ite u v w) x y) <=> F)';;

```

and the proof is delightfully strightforward:

```

# let NORMALIZED_NORM = prove
  (!e. normalized(norm e)),
  MATCH_MP_TAC ITE_INDUCT THEN REWRITE_TAC[norm; normalized]);;

```

We can also define a still more specialized induction scheme for the class of all *normalized* expressions, which will reduce the number of cases in the antecedent:

```

let NORMALIZED_INDUCT = prove
  (!P False /\
    P True /\
    (!i. P (Atomic i)) /\
    (!i x y. P x /\ P y ==> P (Ite (Atomic i) x y))
    ==> !e. normalized e ==> P e',
  STRIP_TAC THEN MATCH_MP_TAC ite_INDUCT THEN ASM_REWRITE_TAC[normalized] THEN
  MATCH_MP_TAC ite_INDUCT THEN ASM_MESON_TAC[normalized]);;

```

21.3 A theorem prover

In the original source (Boyer and Moore 1979), the conditional normalizer is used as a component in a tautology-checker for the restricted language, and we will follow this procedure with a few minor changes. First we define the semantics of the little embedded logic, which should present no difficulty after the more complex semantics of modal logic in an earlier section; v is supposed to be a valuation of the atomic propositions.

```
# let holds = define
  `(holds v False <=> F) /\
  (holds v True <=> T) /\
  (holds v (Atomic i) <=> v(i)) /\
  (holds v (Ite b x y) <=> if holds v b then holds v x else holds v y)';;
```

A basic property of normalization is that it is semantics-preserving:

```
let HOLDS_NORM = prove
  ('!e v. holds v (norm e) <=> holds v e',
  MATCH_MP_TAC ITE_INDUCT THEN SIMP_TAC[holds; norm] THEN
  REPEAT STRIP_TAC THEN CONV_TAC TAUT);;
```

The procedure to tautology-check a normalized expression is defined using two additional arguments, lists of propositional variables assumed true (t) and false (f) respectively:

```
# let taut = define
  `(taut (t,f) False <=> F) /\
  (taut (t,f) True <=> T) /\
  (taut (t,f) (Atomic i) <=> MEM i t) /\
  (taut (t,f) (Ite (Atomic i) x y) <=>
   if MEM i t then taut (t,f) x
   else if MEM i f then taut (t,f) y
   else taut (CONS i t,f) x /\ taut (t,CONS i f) y)';;
```

and to tautology-check an arbitrary expression, we first normalize and make no assumptions:

```
# let tautology = define `tautology e = taut([],[]) (norm e)';;
```

In order to verify such a procedure, the trick is to come up with an appropriately general assertion. In our case it will be the following: for a normalized expression e and disjoint lists t and f , the truth of $\text{taut } (t, f) e$ is equivalent to e holding in all valuations that make a true assignment to all elements of t and a false assignment to all elements of f :

```
# g'!e. normalized e
  ==> !f t. (!a. ~(MEM a t /\ MEM a f))
  ==> (taut (t,f) e <=>
  !v. (!a. MEM a t ==> v(a)) /\ (!a. MEM a f ==> ~v(a))
  ==> holds v e)';;
```

We start with an application of induction and routine expansion of definitions:

```
# e(MATCH_MP_TAC NORMALIZED_INDUCT THEN REWRITE_TAC[holds; taut] THEN
  REWRITE_TAC[NOT_FORALL_THM] THEN REPEAT CONJ_TAC);;
val it : goalstack = 3 subgoals (3 total)

...

...

`!f t.
  (!a. ~(MEM a t /\ MEM a f))
  ==> (?v. (!a. MEM a t ==> v a) /\ (!a. MEM a f ==> ~v a))`
```

For the first goal we need to show that for two disjoint lists, we can provide a valuation that assigns ‘true’ to all elements of one, and ‘false’ to all elements of the other:

```
# e(REPEAT STRIP_TAC THEN EXISTS_TAC `!a:num. MEM a t` THEN ASM_MESON_TAC[]);;
val it : goalstack = 1 subgoal (2 total)

`!i f t.
  (!a. ~(MEM a t /\ MEM a f))
  ==> (MEM i t <=>
    (!v. (!a. MEM a t ==> v a) /\ (!a. MEM a f ==> ~v a) ==> v i))`
```

This goal is slightly more complicated because in one direction the bi-implication requires higher-order reasoning, but it’s sufficiently simple that the proof is not hard:

```
# e(REPEAT STRIP_TAC THEN EQ_TAC THENL
  [ALL_TAC; DISCH_THEN MATCH_MP_TAC] THEN ASM_MESON_TAC[]);;
val it : goalstack = 1 subgoal (1 total)
```

We can simplify the remaining goal by performing a few case splits; the cases where the atomic expression *i* is in one of the lists are handled automatically by simplification:

```
# e(REPEAT STRIP_TAC THEN REPEAT COND_CASES_TAC THEN ASM_SIMP_TAC[]);;
val it : goalstack = 1 subgoal (1 total)

0 [`!f t.
  (!a. ~(MEM a t /\ MEM a f))
  ==> (taut (t,f) x <=>
    (!v. (!a. MEM a t ==> v a) /\ (!a. MEM a f ==> ~v a)
      ==> holds v x))`]

1 [`!f t.
  (!a. ~(MEM a t /\ MEM a f))
  ==> (taut (t,f) y <=>
    (!v. (!a. MEM a t ==> v a) /\ (!a. MEM a f ==> ~v a)
      ==> holds v y))`]

2 [`!a. ~(MEM a t /\ MEM a f)`]
3 [`~MEM i t`]
4 [`~MEM i f`]

`taut (CONS i t,f) x /\ taut (t,CONS i f) y <=>
  (!v. (!a. MEM a t ==> v a) /\ (!a. MEM a f ==> ~v a)
    ==> (if v i then holds v x else holds v y))`
```

We want to use the hypotheses to rewrite the antecedents, and so we provide additional lemmas that will dispose of the instantiated conditions that the augmented lists still have no overlap:

```

# e(ASM_SIMP_TAC[MEM; RIGHT_OR_DISTRIB; LEFT_OR_DISTRIB;
MESON[] `(!a. ~(MEM a t /\ a = i)) <=> ~(MEM i t)`;
MESON[] `(!a. ~(a = i /\ MEM a f)) <=> ~(MEM i f)`);;
...
val it : goalstack = 1 subgoal (1 total)

0 [!f t.
  (!a. ~(MEM a t /\ MEM a f))
  ==> (taut (t,f) x <=>
    (!v. (!a. MEM a t ==> v a) /\ (!a. MEM a f ==> ~v a)
      ==> holds v x))']
1 [!f t.
  (!a. ~(MEM a t /\ MEM a f))
  ==> (taut (t,f) y <=>
    (!v. (!a. MEM a t ==> v a) /\ (!a. MEM a f ==> ~v a)
      ==> holds v y))']
2 [!a. ~(MEM a t /\ MEM a f)]
3 [!~MEM i t]
4 [!~MEM i f]

`(!v. (!a. a = i \/ MEM a t ==> v a) /\ (!a. MEM a f ==> ~v a) ==> holds v x) /\
(!v. (!a. MEM a t ==> v a) /\ (!a. a = i \/ MEM a f ==> ~v a) ==> holds v y) <=>
(!v. (!a. MEM a t ==> v a) /\ (!a. MEM a f ==> ~v a)
  ==> (if v i then holds v x else holds v y))'

```

We're quite close to success. The goal doesn't quite fall to MESON because there is some (trivial) higher-order reasoning about v involved, but if we explicitly prove the equivalence $(\forall v. P[v]) \Leftrightarrow (\forall v. Q[v])$ by proving $P[v] \Leftrightarrow Q[v]$ casewise the remainder is easily handled:

```

# e(ASM_REWRITE_TAC[AND_FORALL_THM] THEN AP_TERM_TAC THEN ABS_TAC THEN
MESON_TAC[]);;
val it : goalstack = No subgoals

```

giving us the rather lengthy proof script:

```

# let NORMALIZED_TAUT_HOLDS = prove
  (`!e. normalized e
    ==> !f t. (!a. ~(MEM a t /\ MEM a f))
      ==> (taut (t,f) e <=>
        !v. (!a. MEM a t ==> v(a)) /\ (!a. MEM a f ==> ~v(a))
          ==> holds v e)')
MATCH_MP_TAC NORMALIZED_INDUCT THEN REWRITE_TAC[holds; taut] THEN
REWRITE_TAC[NOT_FORALL_THM] THEN REPEAT CONJ_TAC THENL
[REPEAT STRIP_TAC THEN EXISTS_TAC `!a:num. MEM a t` THEN ASM_MESON_TAC[];
 REPEAT STRIP_TAC THEN EQ_TAC THENL
  [ALL_TAC; DISCH_THEN MATCH_MP_TAC] THEN ASM_MESON_TAC[];
 REPEAT STRIP_TAC THEN REPEAT(COND_CASES_TAC THEN ASM_SIMP_TAC[])] THEN
ASM_SIMP_TAC[MEM; RIGHT_OR_DISTRIB; LEFT_OR_DISTRIB;
MESON[] `(!a. ~(MEM a t /\ a = i)) <=> ~(MEM i t)`;
MESON[] `(!a. ~(a = i /\ MEM a f)) <=> ~(MEM i f)`] THEN
ASM_REWRITE_TAC[AND_FORALL_THM] THEN AP_TERM_TAC THEN ABS_TAC THEN
MESON_TAC[]);;

```

and we get the main result we wanted by just plugging together the earlier results:

```

# let TAUTOLOGY = prove
  (`!e. tautology e <=> !v. holds v e',
MESON_TAC[tautology; HOLDS_NORM; NORMALIZED_TAUT; MEM; NORMALIZED_NORM]);;

```

21.4 Execution

In what sense do definitions like `taut` constitute *programs*? As theorems, they merely assert that two expressions are equal. But the idea is to apply them left-to-right as rewrite rules to “reduce” a starting expression e to another expression v , which we hope will be a simple ‘value’, in the case of `taut` just a Boolean constant.

What about the order of the rewrite rules when they could potentially be applied to several different subterms? Well, we will be guided by the fact that we are trying to model OCaml, and imitate OCaml’s evaluation order quite closely. But note that in any case, different reduction orders cannot result in unequal results. For since every reduction $e \rightarrow v$ just strings together proven equational theorems, we do know that if $e \rightarrow v$ and $e \rightarrow v'$, that we could prove $\vdash v = v'$. So provided we get a value at the end, it is welldefined, and so we can’t for example get `T` from one approach and `F` from another. Indeed, we really know that $\vdash e = v$, a strong form of program correctness.

It *is* true that choosing the wrong order may result in nontermination. But exactly the same is true in functional languages. For example, in a function application OCaml evaluates the arguments first before plugging them into the body of the definition. (Other *non-strict* or *lazy* languages such as Haskell have a different policy.) On the other hand, the `if` construct is special, and evaluates the test before deciding which branch to evaluate. So this definition of the factorial terminates:

```
# let rec fact(n) = if n <= 0 then 1 else n * fact(n - 1);;
val fact : int -> int = <fun>
# fact 5;;
val it : int = 120
```

whereas the same thing with our own custom if-then-else construct does not:

```
# let ite e x y = if e then x else y;;
val ite : bool -> 'a -> 'a -> 'a = <fun>
# let rec fact(n) = ite (n <= 0) 1 (n * fact(n - 1));;
val fact : int -> int = <fun>
# fact 5;;
Stack overflow during evaluation (looping recursion?).
```

So the relevance of evaluation order to termination is not a special weakness of using equational rewrite rules inside a theorem prover; in any such programming model we need to pay attention to the evaluation strategy. For even when all choices terminate, one may be dramatically more efficient. (Indeed, while non-strict evaluation is theoretically better as far as termination is concerned, it is usually less efficient, one reason for the use of strict evaluation in OCaml.)

In order to apply the tautology checker to examples, it’s handy to relieve the user of the burden of translating into conditional expressions within the embedded syntax. We can absorb most of this into the following lemma, which merely orients the clauses for `holds` backwards with some propositional rearrangement:

```

let HOLDS_BACK = prove
  (!v. (F <=> holds v False) /\
    (T <=> holds v True) /\
    (!i. v i <=> holds v (Atomic i)) /\
    (!p. ~holds v p <=> holds v (Ite p False True)) /\
    (!p q. (holds v p /\ holds v q) <=> holds v (Ite p q False)) /\
    (!p q. (holds v p \/ holds v q) <=> holds v (Ite p True q)) /\
    (!p q. (holds v p <=> holds v q) <=>
      holds v (Ite p q (Ite q False True))) /\
    (!p q. holds v p ==> holds v q <=> holds v (Ite p q True))),
  REWRITE_TAC[holds] THEN CONV_TAC TAUT);;

```

Provided the variables in a HOL propositional formula are uniformly named v_k for various k , we can just rewrite with this theorem, with v suitably instantiated, to map it into a formula of the form $!v. \text{hold } v \text{ p}$. For instance let us prove a simply contraposition tautology:

```

# g !v. (v 0 ==> v 1) ==> (~v 1 ==> ~v 0);;

```

by mapping it into the embedded logic:

```

# e(MP_TAC HOLDS_BACK THEN MATCH_MP_TAC MONO_FORALL THEN
  GEN_TAC THEN DISCH_THEN(fun th -> REWRITE_TAC[th]));;
val it : goalstack = 1 subgoal (1 total)

`holds v
  (Ite (Ite (Atomic 0) (Atomic 1) True)
    (Ite (Ite (Atomic 1) False True) (Ite (Atomic 0) False True) True)
  True)`

```

and then into a tautology assertion:

```

# e(SPEC_TAC('v:num->bool', 'v:num->bool') THEN REWRITE_TAC[GSYM TAUTOLOGY]);;
val it : goalstack = 1 subgoal (1 total)

`tautology
  (Ite (Ite (Atomic 0) (Atomic 1) True)
    (Ite (Ite (Atomic 1) False True) (Ite (Atomic 0) False True) True)
  True)`

```

Let us first ‘execute’ in the crudest way, simply rewriting with the definitions of the various functions. Since the order of their application is naturally separated, let’s do it in two stages, first expanding `tautology` and applying normalization:

```

# e(REWRITE_TAC[tautology; norm]);;
val it : goalstack = 1 subgoal (1 total)

`taut ([],[])
  (Ite (Atomic 0)
    (Ite (Atomic 1) (Ite (Atomic 1) True (Ite (Atomic 0) False True)) True)
    (Ite (Atomic 1) True (Ite (Atomic 0) False True)))`

```

and then likewise expanding the recursion equations for `taut`, remembering to include additional rewrites to resolve the list membership assertions:

```

# e(REWRITE_TAC[taut; MEM; ARITH_EQ]);;
val it : goalstack = No subgoals

```

So far so good. But the approach of just using the default rewriting strategy is crude. The main problem is that conditionals are not treated in a lazy way: the rewrites are applied to both arms, whereas by evaluating the test first, a large amount of work could be avoided. The slowdown is not huge for such a small example but it can grow dramatically with the problem size. So let's try to implement a more delicate traversal strategy that will more closely mimic that of OCaml. Roughly, the strategy should be: normally when encountering a combination, apply the conversion to both rator and rand first before trying the toplevel reduction (this corresponds to the basic policy of strictness), but when encountering a condition, evaluate the test first and use that to determine which branch to expand, and similarly optimize 'and' and 'or' by evaluating the left-hand part first and only looking at the right if the left did not resolve it. We start with some conversions to simplify the special constructs once the left-hand part is evaluated to a Boolean constant:

```
# let COND_CONV = GEN_REWRITE_CONV I [COND_CLAUSES];;
# let AND_CONV = GEN_REWRITE_CONV I [TAUT '(F /\ a <=> F) /\ (T /\ a <=> a)'];;
# let OR_CONV = GEN_REWRITE_CONV I [TAUT '(F \/ a <=> a) /\ (T \/ a <=> T)'];;
```

Now the main conversion is a fairly straightforward recursion:

```
let rec COMPUTE_DEPTH_CONV conv tm =
  if is_cond tm then
    (RATOR_CONV(LAND_CONV(COMPUTE_DEPTH_CONV conv)) THENC
     COND_CONV THENC
     COMPUTE_DEPTH_CONV conv) tm
  else if is_conj tm then
    (LAND_CONV (COMPUTE_DEPTH_CONV conv) THENC
     AND_CONV THENC
     COMPUTE_DEPTH_CONV conv) tm
  else if is_disj tm then
    (LAND_CONV (COMPUTE_DEPTH_CONV conv) THENC
     OR_CONV THENC
     COMPUTE_DEPTH_CONV conv) tm
  else
    (SUB_CONV (COMPUTE_DEPTH_CONV conv) THENC
     TRY_CONV(conv THENC COMPUTE_DEPTH_CONV conv)) tm;
```

Let's set up a slightly larger tautology to see how much difference this makes:

```
g `!v. v 1 \/ v 2 \/ v 3 \/ v 4 \/ v 5 \/ v 6 \/
      ~v 1 \/ ~v 2 \/ ~v 3 \/ ~v 4 \/ ~v 5 \/ ~v 6';;
...
# e(MP_TAC HOLDS_BACK THEN MATCH_MP_TAC MONO_FORALL THEN
   GEN_TAC THEN DISCH_THEN(fun th -> REWRITE_TAC[th]) THEN
   SPEC_TAC('v:num->bool','v:num->bool') THEN
   REWRITE_TAC[GSYM TAUTOLOGY; tautology]);;
val it : goalstack = 1 subgoal (1 total)

`taut ([],[])
(norm
 (Ite (Atomic 1) True
 (Ite (Atomic 2) True
 (Ite (Atomic 3) True
 (Ite (Atomic 4) True
 (Ite (Atomic 5) True
 (Ite (Atomic 6) True
 (Ite (Ite (Atomic 1) False True) True
 (Ite (Ite (Atomic 2) False True) True
 (Ite (Ite (Atomic 3) False True) True
 (Ite (Ite (Atomic 4) False True) True
 (Ite (Ite (Atomic 5) False True) True (Ite (Atomic 6) False True))))))))))`
```

using our new depth-conversion, the proof takes a fraction of a second:

```
# time e (GEN_REWRITE_TAC COMPUTE_DEPTH_CONV [norm; taut; MEM; ARITH_EQ]);;
CPU time (user): 0.18
val it : goalstack = No subgoals
```

whereas the same reduction using the default rewrite strategy takes close to 100 times as long. On larger examples the difference is still more spectacular.

```
# ignore(b()); time e (REWRITE_TAC[norm; taut; MEM; ARITH_EQ]);;
CPU time (user): 17.01
val it : goalstack = No subgoals
```

While adequate for the present example, the above conversion isn't a completely faithful translation of OCaml's evaluation strategy. In particular, `let` expressions should be dealt with correctly and more generally evaluation should stop at every lambda-expression until it is applied to an argument and beta-reduced. For a considerably more sophisticated implementation of such a scheme, see Barras (2000).

22 Vectors

It's sometimes convenient in mathematics to be able to talk about arbitrary Cartesian products S^n for some set S and natural number n . One can always formalize this in HOL as a set/predicate; for example one can use the set of lists whose elements are all in S and whose length is exactly n :

```
{ l | ALL (\x. x IN s) l /\ LENGTH l = n }
```

However, when S is just the universe on some type — for example when considering \mathbb{R}^N — it's convenient to have a corresponding *type* for S^n . If n is fixed, one can easily use Cartesian products, for example representing \mathbb{R}^3 by $\mathbb{R} \times \mathbb{R} \times \mathbb{R}$. However, if n is large this becomes unwieldy, and it does not extend to the case where n is a variable because in HOL's type theory, a type may only be parametrized by another *type*, not by a *term*. HOL therefore provides an indexed Cartesian product constructor, written as an infix `^`. But the second argument is, as always, a *type*, and it is the size of the universe set of that type that represents the parameter n :

```
# `x:real^N`;;
val it : term = `x`
# type_vars_in_term it;;
val it : hol_type list = [`:N`]
```

The type is designed for finite Cartesian products. When the (universe of) type N is finite, the type A^N is essentially isomorphic to the function space $N \rightarrow A$. When N is infinite, it just collapses to being equivalent to A . The dimension of the indexing set with this interpretation is defined by the theorem `dimindex`, which when annotated with types looks like this:

```
|- dimindex(s:A->bool) =
   if FINITE(UNIV:A->bool) then CARD(UNIV:A->bool) else 1
```

Since the Cartesian product is not quite the standard function space, we need the analogous notion to function application. Really, the actual indexing type itself is of no interest, only its size. When we use it as for indexing, we would prefer, for conformance with informal convention, to use natural number indices from 1 to N . So HOL provides an indexing operator, written as an infix $\$$ symbol, and with type $A^N \rightarrow \mathbb{N} \rightarrow A$, which internally picks some canonical way of mapping $\{1, \dots, N\}$ bijectively into the indexing type and then applies it. This gives quite a natural rendition of the informal indexing notation. For example, the informal definition of the dot (inner) product $x \cdot y = \sum_{i=0}^N x_i y_i$ maps into:

```
# dot;;
val it : thm =
|- !x y. x dot y = sum (1 .. dimindex UNIV) (\i. x $ i * y $ i)
```

For the Cartesian product type, there is also a corresponding notion of function abstraction (`lambda` written with binder syntax), and these satisfy the property exactly analogous to `BETA_THM` for ordinary functions:

```
# LAMBDA_BETA;;
val it : thm = |- !i. 1 <= i /\ i <= dimindex UNIV ==> (lambda) g $ i = g i
```

Also important is the following, analogous to extensionality (`FUN_EQ_THM`) for ordinary functions:

```
# CART_EQ;;
val it : thm =
|- !x y. x = y <=> (!i. 1 <= i /\ i <= dimindex UNIV ==> x $ i = y $ i)
```

The usual arithmetic operations on vectors are defined, with overloading allowing one to use the conventional symbols:

```
# vector_add;;
val it : thm = |- !x y. x + y = (lambda i. x $ i + y $ i)
# vector_neg;;
val it : thm = |- !x. --x = (lambda i. --(x $ i))
```

The scalar-vector product is an infix `%` symbol:

```
# vector_mul;;
val it : thm = |- !c x. c % x = (lambda i. c * x $ i)
```

As with the basic arithmetic theories, there is a simple decision procedure that can prove many simple algebraic properties of vectors. These work generically whatever the indexing type:

```
# VECTOR_ARITH `(c % x) dot y = c * (x dot y)`;;
Warning: inventing type variables
val it : thm = |- c % x dot y = c * (x dot y)
# VECTOR_ARITH `(x - y) dot (x - y) = x dot x + y dot y - &2 * x dot y`;;
Warning: inventing type variables
val it : thm = |- (x - y) dot (x - y) = x dot x + y dot y - &2 * (x dot y)
```

but they will not prove anything specific to particular dimensions

```
# VECTOR_ARITH `(x:real^1 = vec 0) <=> (x$1 = &0)`;;
Exception: Failure "GEN_TAC".
```

nor some more subtle nonlinear properties:

```
# VECTOR_ARITH `x dot x = &0 ==> x dot y = &0`;;
Warning: inventing type variables
Exception: Failure "GEN_TAC".
```

There is a more advanced decision procedure based on a quantifier elimination procedure invented by Robert Solovay to be found in `Examples/solovay.ml`. This can reduce generic vector properties to properties depending only on the real numbers, which can then become accessible to some of the decision methods for the reals. For example, let us prove a formulation of Pythagoras's theorem in terms of vectors. Note that this is for a space of *arbitrary* dimensions from 1 to infinity!

```
# g `orthogonal (A - B) (C - B)
    ==> norm(C - A) pow 2 = norm(B - A) pow 2 + norm(C - B) pow 2`;;
...
# e SOLOVAY_VECTOR_TAC;;
val it : goalstack = 1 subgoal (1 total)

`&0 <= c' /\
 &0 <= c' /\
 &0 <= c /\
 &0 <= x' /\
 x' pow 2 =
 ((h' * (h' * c'' + h'' * h * c'')) +
  h'' * (h' * h * c'' + h'' * (h * h * c'' + c'))) +
 c) -
 (h' * h * c'' + h'' * (h * h * c'' + c')) -
 ((h' * h * c'' + h'' * (h * h * c'' + c')) - (h * h * c'' + c')) /\
 &0 <= x' /\
 x' pow 2 = (h * h * c'' + c') - h * c'' - (h * c'' - c') /\
 &0 <= x /\
 x pow 2 =
 ((h' * (h' * c'' + h'' * h * c'')) +
  h'' * (h' * h * c'' + h'' * (h * h * c'' + c'))) +
 c) -
 (h' * c'' + h'' * h * c'') -
 ((h' * c'' + h'' * h * c'') - c'') /\
 (h' * c'' + h'' * h * c'') -
 h * c'' -
 ((h' * h * c'' + h'' * (h * h * c'' + c')) - (h * h * c'' + c')) =
 &0
 ==> x pow 2 = x' pow 2 + x'' pow 2`
```

A bit indigestible, but not difficult:

```
# e(CONV_TAC REAL_RING);;
5 basis elements and 2 critical pairs
6 basis elements and 0 critical pairs
Translating certificate to HOL inferences
val it : goalstack = No subgoals
```

In general, the reduction needs some nonlinear inequality reasoning. Here is the Cauchy-Schwarz inequality:

```
# g `!x y:real^N. x dot y <= norm x * norm y`;;
val it : goalstack = 1 subgoal (1 total)

`!x y. x dot y <= norm x * norm y`
```

We first apply SOLOVAY_VECTOR_TAC to reduce the problem to the reals:

```
# e SOLOVAY_VECTOR_TAC;;
val it : goalstack = 1 subgoal (1 total)

'&0 <= c' /\
&0 <= c /\
&0 <= x'' /\
x'' pow 2 = h * h * c' + c /\
&0 <= x' /\
x' pow 2 = c'
==> h * c' <= x' * x''
```

and then tackle that using SOS methods:

```
# e(CONV_TAC REAL_SOS);;
Searching with depth limit 0
Searching with depth limit 1
Searching with depth limit 2
Searching with depth limit 3
Searching with depth limit 4
Translating proof certificate to HOL
val it : goalstack = No subgoals
```

Here is a slightly harder example:

```
# let EXAMPLE_0 = prove
  ('!a x y:real^N. (y - x) dot (a - y) >= &0 ==> norm(y - a) <= norm(x - a)',
   SOLOVAY_VECTOR_TAC THEN CONV_TAC REAL_SOS);;
Searching with depth limit 0
Searching with depth limit 1
Searching with depth limit 2
Searching with depth limit 3
Searching with depth limit 4
Searching with depth limit 5
csdp warning: Reduced accuracy
Translating proof certificate to HOL
val ( EXAMPLE_0 ) : thm =
|- !a x y. (y - x) dot (a - y) >= &0 ==> norm (y - a) <= norm (x - a)
```

Finally, let's look an example where the reduct has a richer quantifier structure and we need to use general real quantifier elimination. This example takes several minutes!

```
# needs "Rqe/make.ml";;
# let EXAMPLE_10 = prove
  ('!x:real^N y.
   x dot y > &0
   ==> ?u. &0 < u /\
          !v. &0 < v /\ v <= u ==> norm(v % y - x) < norm x',
   SOLOVAY_VECTOR_TAC THEN
   W(fun (as1,w) -> MAP EVERY (fun v -> SPEC_TAC(v,v)) (frees w)) THEN
   CONV_TAC REAL_QELIM_CONV);;
```

In addition to the basic algebraic properties of vectors, the various files in the `Multivariate` subdirectory formalize some results of topology and analysis in Euclidean space, e.g. Brouwer's fixed-point theorem. In many cases these generalize univariate results in `Examples/analysis.ml`, but as yet they are somewhat orthogonal. Another slightly different formalization of Euclidean space written by Tom Hales, culminating in a proof of the Jordan Curve Theorem, can be found in the subdirectory `Jordan`. It is clearly desirable to draw all these together into a unified theory.

22.1 3-dimensional vectors

As an illustration, let us show how to apply the general theory to vectors in 3-dimensional space. There is already a 3-element enumerated type 3 defined in HOL, and before we can do anything else we need to prove that it does indeed have exactly three elements, namely the three elements arising in the type definition (see the end of the HOL source file `ind-types.ml`). If we rewrite with extensionality and the basic set lemmas, this just reduces to the cases theorem for the type:

```
# let UNIV_3 = prove
  (`(UNIV:3->bool) = {three_1,three_2,three_3}`,
   REWRITE_TAC[EXTENSION; IN_UNIV; IN_INSERT; NOT_IN_EMPTY; cases "3"]);;
```

To actually get the numerical result about the size of the universe that we want, the following conversion, which can be applied to any analogous term with a specific numeral term, is handy:

```
# HAS_SIZE_CONV `s HAS_SIZE 3`;
Warning: inventing type variables
val it : thm =
|- s HAS_SIZE 3 <=>
  (?a a' a''. ~(a' = a') /\ ~(a = a') /\ ~(a = a'') /\ s = {a, a', a''})
```

Using that, we just need the previous theorem and the fact that the three elements in the theorem are all distinct:

```
# let UNIV_HAS_SIZE_3 = prove
  (`(UNIV:3->bool) HAS_SIZE 3`,
   CONV_TAC HAS_SIZE_CONV THEN MESON_TAC[UNIV_3; distinctness "3"]);;
```

From that we finally get the actual result of applying `dimindex`:

```
# let DIMINDEX_3 = prove
  (`dimindex(UNIV:3->bool) = 3`,
   MESON_TAC[UNIV_HAS_SIZE_3; HAS_SIZE; dimindex]);;
```

Now, since quantification over all $1 \leq i \leq 3$ and summations $\sum_{i=1}^3$ are going to arise a lot in what follows, it's handy to prove some other specialized lemmas:

```
# let FORALL_3 = prove
  (`(!i. 1 <= i /\ i <= 3 ==> P i) <=> P 1 /\ P 2 /\ P 3`,
   MESON_TAC[ARITH_RULE `1 <= i /\ i <= 3 <=> (i = 1) \/ (i = 2) \/ (i = 3)`]);
...
# let SUM_3 = prove
  (`!t. sum(1..3) t = t(1) + t(2) + t(3)`,
   REWRITE_TAC[num_CONV `3`; num_CONV `2`; SUMClauses_NUMSEG] THEN
   REWRITE_TAC[SUM_SING_NUMSEG; ARITH; REAL_ADD_ASSOC]);;
```

We will want a handy notation for denoting vectors by enumerating their elements. HOL provides a general notion `vector`:

```
# vector;;
val it : thm =
|- !l. vector l = (lambda i. if i <= LENGTH l then EL (i - 1) l else &0)
```

This allows us to write the 3-vector (x, y, z) as `vector[x;y;z]`. It's handy to prove the following rewrites for the special case of 3-vectors:

```
# let VECTOR_3 = prove
  `(vector [x;y;z] :real^3)$1 = x /\
   (vector [x;y;z] :real^3)$2 = y /\
   (vector [x;y;z] :real^3)$3 = z`,
  SIMP_TAC[vector; LAMBDA_BETA; DIMINDEX_3; LENGTH; ARITH] THEN
  REWRITE_TAC[num_CONV `2`; num_CONV `1`; EL; HD; TL];;
```

and hence provide specialized expansion theorems for dot products of explicitly enumerated vectors:

```
# let DOT_VECTOR = prove
  `(vector [x1;y1;z1] :real^3) dot (vector [x2;y2;z2]) =
   x1 * x2 + y1 * y2 + z1 * z2`,
  REWRITE_TAC[dot; DIMINDEX_3; SUM_3; VECTOR_3];;
```

as well as a 3-vector being zero:

```
# let VECTOR_ZERO = prove
  `(vector [x;y;z] :real^3 = vec 0) <=> x = &0 /\ y = &0 /\ z = &0`,
  SIMP_TAC[CART_EQ; DIMINDEX_3; FORALL_3; VEC_COMPONENT; VECTOR_3; ARITH];;
```

and a couple of 3-vectors being orthogonal (having zero inner product):

```
# let ORTHOGONAL_VECTOR = prove
  `(orthogonal (vector [x1;y1;z1] :real^3) (vector [x2;y2;z2]) =
   (x1 * x2 + y1 * y2 + z1 * z2 = &0))`,
  REWRITE_TAC[orthogonal; DOT_VECTOR];;
```

22.2 Cross products

The existing HOL theory does not define the notion of ‘cross product’; the infrastructure is supposed to be general, whereas the cross product is something special to 3 dimensions.⁴⁰ We can write its definition quite directly, though, making it a new infix:

```
# parse_as_infix("cross", (20, "right"));
val it : unit = ()
# let cross = new_definition
  `(a:real^3) cross (b:real^3) =
   vector [a$2 * b$3 - a$3 * b$2;
           a$3 * b$1 - a$1 * b$3;
           a$1 * b$2 - a$2 * b$1] :real^3`;;
```

For proving more or less routine consequences of the definitions, it's useful to define an automated proof rule not unlike a cut-down version of `VECTOR_ARITH`, but specialized to 3-vectors. The core tactic just applies various rewrites to remove vector notions and then tries the ring rule:

⁴⁰More precisely, the appropriately general outer product is really a skew-symmetric matrix. It's an accident of 3 dimensions that such a matrix can be represented as a vector, since it is determined by its proper upper (or lower) diagonal.

```
# let VEC3_TAC =
  SIMP_TAC[CART_EQ; LAMBDA_BETA; FORALL_3; SUM_3; DIMINDEX_3; VECTOR_3;
    vector_add; vec; dot; cross; orthogonal; basis; ARITH] THEN
  CONV_TAC REAL_RING;;
val ( VEC3_TAC ) : tactic = <fun>
# let VEC3_RULE tm = prove(tm,VEC3_TAC);;
val ( VEC3_RULE ) : term -> thm = <fun>
```

We can immediately use this to prove one of the most fundamental properties of the cross product: it gives a vector orthogonal to its two argument vectors.

```
# let ORTHOGONAL_CROSS = VEC3_RULE
  `!x y. orthogonal (x cross y) x /\ orthogonal (x cross y) y /\
  orthogonal x (x cross y) /\ orthogonal y (x cross y)`;;
```

However, note that if x and y are parallel, $x \times y$ is only orthogonal to them in the trivial sense of being zero. It will later be of some interest to know that for any two 3-vectors, there is a *nonzero* vector orthogonal to both of them. If the two vectors are not parallel, then the cross product suffices; otherwise we need to work a bit harder. Actually the proof seems surprisingly involved, with quite a few case splits, and we build up to it with a sequence of lemmas, all proved automatically. First, the basis vectors are all nonzero:

```
# basis;;
val it : thm = |- !k. basis k = (lambda i. if i = k then &1 else &0)
# let LEMMA_0 = VEC3_RULE
  `!(basis 1 :real^3 = vec 0) /\
  ~(basis 2 :real^3 = vec 0) /\
  ~(basis 3 :real^3 = vec 0)`;;
1 basis elements and 0 critical pairs
Translating certificate to HOL inferences
val ( LEMMA_0 ) : thm =
  |- ~(basis 1 = vec 0) /\ ~(basis 2 = vec 0) /\ ~(basis 3 = vec 0)
```

and we reprise some special cases of the earlier result and note some other straightforward consequences of dot products, specialized to 3-vectors:

```
# let LEMMA_1 = VEC3_RULE `!u v. u dot (u cross v) = &0`;;
val ( LEMMA_1 ) : thm = |- !u v. u dot (u cross v) = &0
# let LEMMA_2 = VEC3_RULE `!u v. v dot (u cross v) = &0`;;
val ( LEMMA_2 ) : thm = |- !u v. v dot (u cross v) = &0
# let LEMMA_3 = VEC3_RULE `!u:real^3. vec 0 dot u = &0`;;
val ( LEMMA_3 ) : thm = |- !u. vec 0 dot u = &0
# let LEMMA_4 = VEC3_RULE `!u:real^3. u dot vec 0 = &0`;;
val ( LEMMA_4 ) : thm = |- !u. u dot vec 0 = &0
# let LEMMA_5 = VEC3_RULE `!x. x cross x = vec 0`;;
val ( LEMMA_5 ) : thm = |- !x. x cross x = vec 0
```

We also note that if a vector is nonzero, its cross product with one or other of the basis vectors must be nonzero:

```
# let LEMMA_6 = VEC3_RULE
  `!u. ~(u = vec 0)
  ==> ~(u cross basis 1 = vec 0) \/\
  ~(u cross basis 2 = vec 0) \/\
  ~(u cross basis 3 = vec 0)`;;
```

and that if two vectors u and v are parallel (in the precise sense of having zero cross product), so are u and $v \times w$ for any w :

```
# let LEMMA_7 = VEC3_RULE
  '!u v w. (u cross v = vec 0) ==> (u dot (v cross w) = &0)';;
```

Now we are finally ready to prove the main result:

$$\forall u v : \mathbb{R}^3. \exists w : \mathbb{R}^3. w \neq 0 \wedge u \cdot w = 0 \wedge v \cdot w = 0$$

The proof will proceed by a painfully messy case split. If u and v are both zero, then we can just take any nonzero vector, and it will trivially be orthogonal to both u and v by Lemmas 3 and 4; by Lemma 0 the basis vectors are all nonzero so we can use one of them. Otherwise, if u is zero but v isn't (the case where v is zero and u isn't is symmetrical) then we just need to find a nonzero vector orthogonal to v ; but by Lemma 6 we know that one of the cross products with the basis will do. So from now on we may assume that u and v are nonzero. Moreover, if $u \times v \neq 0$ we can just take that cross product and the result follows by Lemma 1 and Lemma 2. The trickier case is when $u \times v = 0$. But then by Lemma 7 we know that u is orthogonal to the cross product of v and anything else, and once again the cross product of v with one of the basis vectors is nonzero. If we throw in exactly the right case-splits and lemmas, MESON can handle the overall proof structure. However, it's clear that you need to have a pretty precise notion of what the proof should be in order to come up with the lemmas.

```
# let NORMAL_EXISTS = prove
  ('!u v:real^3. ?w. ~(w = vec 0) /\ orthogonal u w /\ orthogonal v w',
  REPEAT GEN_TAC THEN MAP_EVERY ASM_CASES_TAC
  ['u:real^3 = vec 0'; 'v:real^3 = vec 0'; 'u cross v = vec 0']) THEN
  ASM_REWRITE_TAC[orthogonal] THEN
  ASM_MESON_TAC[LEMMA_0; LEMMA_1; LEMMA_2; LEMMA_3; LEMMA_4;
  LEMMA_5; LEMMA_6; LEMMA_7]);;
```

23 Custom tactics

Although our tactic scripts can, in principle, be arbitrary OCaml programs, they've mostly been fairly stereotyped so far, just plugging together components in fixed ways without any (non-trivial) flow control. But there are natural cases where we can program the tactic to perform search.

23.1 The Kochen-Specker paradox

The Kochen-Specker paradox (Kochen and Specker 1967) is a mathematical theorem that has interesting consequences for the concept of measurement in quantum mechanics. Crudely speaking, it shows that the behavior of spin-1 particles that is predicted by quantum mechanics and confirmed by experimental data is logically inconsistent with the traditional conception of measurement. Disclaimer: I am not a physicist and have extensive experience of failing to understand quantum mechanics, so don't take any of the physics here as authoritative. Still, it's interesting to try to appreciate the significance of the abstract mathematical result.⁴¹

⁴¹I learned of this theorem by attending a talk by J. H. Conway at Berkeley, where it's used as a lemma in his "Free Will Theorem". See <http://www.cs.auckland.ac.nz/~jas/one/freewill-theorem.html> for a writeup of a similar talk.

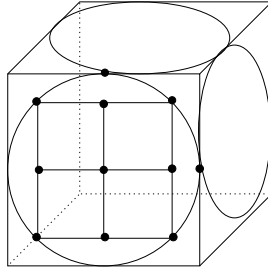


Figure 3: Points on a cube

According to quantum mechanics, angular momentum in any direction is quantized in at least half-integral multiples of $\hbar = h/2\pi$, where $h \approx 6.626 \times 10^{-34}$ joule-seconds is Planck's constant. 'Spin' is a kind of internal angular momentum possessed by a particle, conventionally measured in units of \hbar . So-called *spin-1* particles (such as photons, W and Z bosons and certain mesons) have the following property: when their spin is measured in any three orthogonal directions, the results are always $-1, 0$ and 1 in some order. If we consider only the *magnitude* of the spin, not its sign, the results of measurement in any three orthogonal directions are always $1, 0$ and 1 in some order. The Kochen-Specker paradox arises from the fact that it is logically impossible for any function $\mathbb{R}^3 \rightarrow \mathbb{N}$ to have this property. If we assume that quantum mechanics is correct, we have to conclude that spin cannot be some pre-existing property that can be subjected to multiple independent measurements. Concretely, what we are going to prove in HOL is the following:

```
# g `^(?spin:real^3->num.
  !x y z. ~(x = vec 0) /\ ~(y = vec 0) /\ ~(z = vec 0) /\
    orthogonal x y /\ orthogonal x z /\ orthogonal y z
  ==> (spin x = 0) /\ (spin y = 1) /\ (spin z = 1) \/\
    (spin x = 1) /\ (spin y = 0) /\ (spin z = 1) \/\
    (spin x = 1) /\ (spin y = 1) /\ (spin z = 0))';;
```

The proof of this result is essentially a combinatorial one: we produce a specific finite collection of directions so that there is no assignment of spins to directions that satisfies the core property. The original proof by Kochen and Specker used 117 points to obtain a contradiction. A rather simpler proof needing only 33 points was later given by Peres (1991), and this is what we will formalize. One can visualize the points as arising from subdividing three squares, each inscribed inside a circle, each of those in its turn inscribed within three faces of a cube. Figure 3 shows the points explicitly for one face.

23.2 Formalization in HOL

We will prove the above in HOL; besides making the point that HOL can be applied somewhat outside the usual domains, the proof is interesting in that we use programmability to do a brute-force case analysis that would be a bit more intricate, probably

needing careful symmetry reduction, if done by hand. First, let's get a concrete representation of the 33 points we're planning to use. A slight inconvenience is that, whatever size we choose for the cube, the coordinates are sometimes irrational algebraic numbers. We will fix the sides of the cube at 2 and encode coordinates as pairs (a, b) representing $a + b\sqrt{2}$. With this choice, the complete collection of 33 points is:

```
# let points =
[ ((0, -1), (0, -1), (2, 0)); ((0, -1), (0, 0), (2, 0));
  ((0, -1), (0, 1), (2, 0)); ((0, -1), (2, 0), (0, -1));
  ((0, -1), (2, 0), (0, 0)); ((0, -1), (2, 0), (0, 1));
  ((0, 0), (0, -1), (2, 0)); ((0, 0), (0, 0), (2, 0));
  ((0, 0), (0, 1), (2, 0)); ((0, 0), (2, 0), (-2, 0));
  ((0, 0), (2, 0), (0, -1)); ((0, 0), (2, 0), (0, 0));
  ((0, 0), (2, 0), (0, 1)); ((0, 0), (2, 0), (2, 0));
  ((0, 1), (0, -1), (2, 0)); ((0, 1), (0, 0), (2, 0));
  ((0, 1), (0, 1), (2, 0)); ((0, 1), (2, 0), (0, -1));
  ((0, 1), (2, 0), (0, 0)); ((0, 1), (2, 0), (0, 1));
  ((2, 0), (-2, 0), (0, 0)); ((2, 0), (0, -1), (0, -1));
  ((2, 0), (0, -1), (0, 0)); ((2, 0), (0, -1), (0, 1));
  ((2, 0), (0, 0), (-2, 0)); ((2, 0), (0, 0), (0, -1));
  ((2, 0), (0, 0), (0, 0)); ((2, 0), (0, 0), (0, 1));
  ((2, 0), (0, 0), (2, 0)); ((2, 0), (0, 1), (0, -1));
  ((2, 0), (0, 1), (0, 0)); ((2, 0), (0, 1), (0, 1));
  ((2, 0), (2, 0), (0, 0))];;
```

Although we'll be creating a HOL theorem, it's useful to be able to make some manipulations on such numbers at the OCaml level to decide on the proof steps. So we define various arithmetic operations on the encoded algebraic numbers such as addition and multiplication, the latter being $(x_1 + y_1\sqrt{2})(x_2 + y_2\sqrt{2}) = (x_1x_2 + 2y_1y_2) + (x_1y_2 + x_2y_1)\sqrt{2}$. In the end, we just need to be able to test orthogonality so we hide the definitions of addition, dot product etc. inside this function:

```
# let ortho =
let mult (x1,y1) (x2,y2) = (x1 * x2 + 2 * y1 * y2, x1 * y2 + y1 * x2)
and add (x1,y1) (x2,y2) = (x1 + x2, y1 + y2) in
let dot (x1,y1,z1) (x2,y2,z2) =
  end_itlist add [mult x1 x2; mult y1 y2; mult z1 z2] in
fun (v1,v2) -> dot v1 v2 = (0,0);;
```

Now it's helpful to create, once and for all, a list of all possible pairs of orthogonal points:

```
# let opairs = filter ortho (allpairs (fun a b -> a,b) points points);;
```

and all possible pairwise orthogonal triples:

```
# let otrips = filter (fun (a,b,c) -> ortho(a,b) & ortho(a,c))
  (allpairs (fun a (b,c) -> a,b,c) points opairs);;
```

Now we want to be able to convert points from their OCaml representation into HOL values. Since there are so few cases, we can just do it by casewise pattern matching for the coordinates in the form $a + b\sqrt{2}$:

```
# let hol_of_value =
let tm0 = `&0` and tm1 = `&2` and tm2 = `-- &2`
and tm3 = `sqrt(&2)` and tm4 = `--sqrt(&2)` in
function 0,0 -> tm0 | 2,0 -> tm1 | -2,0 -> tm2 | 0,1 -> tm3 | 0,-1 -> tm4;;
```

That applied to each coordinate, and all we need to do now is map a triple of such coordinates into a HOL vector, applying `hol_of_value` to each one:

```
# let hol_of_point =
  let ptm = `vector:(real)list->real^3` in
  fun (x,y,z) -> mk_comb(ptm,mk_flist(map hol_of_value [x;y;z]));;
```

HOL has no inbuilt smarts for simplifying surds, so we isolate the key lemma about $\sqrt{2}$ manually:

```
# let Sqrt_2_Pow = prove
  (`sqrt(&2) pow 2 = &2`,
  SIMP_TAC[Sqrt_Pow_2; REAL_POS]);;
```

Now we have two key conversions to drive the HOL proof, one which proves that a vector is nonzero:

```
# let PROVE_NONTRIVIAL =
  let ptm = `(x :real^3 = vec 0)` and xtm = `x:real^3` in
  fun x -> prove(vsubst [hol_of_point x,xtm] ptm,
    GEN_REWRITE_TAC RAND_CONV [VECTOR_ZERO] THEN
    MP_TAC Sqrt_2_Pow THEN CONV_TAC REAL_RING);;
```

and the other that two vectors are orthogonal:

```
let PROVE_ORTHOGONAL =
  let ptm = `orthogonal:real^3->real^3->bool` in
  fun (x,y) ->
    prove(list_mk_comb(ptm,[hol_of_point x;hol_of_point y]),
      ONCE_REWRITE_TAC[ORTHOGONAL_VECTOR] THEN
      MP_TAC Sqrt_2_Pow THEN CONV_TAC REAL_RING);;
```

For example:

```
# PROVE_NONTRIVIAL (hd points);;
...
val it : thm = |- ~(vector [--sqrt (&2); --sqrt (&2); &2] = vec 0)
# PROVE_ORTHOGONAL (hd opairs);;
...
val it : thm =
|- orthogonal (vector [--sqrt (&2); --sqrt (&2); &2])
  (vector [&0; &2; sqrt (&2)])
```

Now we come to the main lemma in the Kochen-Specker paradox. To simplify the logic behind the case splits we just use a predicate P on vectors, which eventually will be true in directions where $spin^2 = 1$, and false in directions where $spin^2 = 0$. The quantum mechanical assumptions and desired conclusion are then as follows:

```
# g `!P. (!x y:real^3. ~(x = vec 0) /\ ~(y = vec 0) /\ orthogonal x y /\
  ~(P x) ==> P y) /\
  (!x y z. ~(x = vec 0) /\ ~(y = vec 0) /\ ~(z = vec 0) /\
  orthogonal x y /\ orthogonal x z /\ orthogonal y z /\
  P x /\ P y ==> ~(P z))
==> F';;
```

First of all, we throw into the assumptions all valid nontriviality and orthogonality hypotheses between pairs of points; it simplifies the later proof if we can just do this once and for all:

```
# e(REPEAT STRIP_TAC THEN
  MAP EVERY (ASSUME_TAC o PROVE_NONTRIVIAL) points THEN
  MAP EVERY (ASSUME_TAC o PROVE_ORTHOGONAL) opairs);;
```

and we accumulate a large number of hypotheses:

```
val it : goalstack = 1 subgoal (1 total)

0 ['!x y. ~(x = vec 0) /\ ~(y = vec 0) /\ orthogonal x y /\ ~P x ==> P y']
1 ['!x y z.
  ~(x = vec 0) /\
  ~(y = vec 0) /\
  ~(z = vec 0) /\
  orthogonal x y /\
  orthogonal x z /\
  orthogonal y z /\
  P x /\
  P y
  ==> ~P z']
2 ['~(vector [--sqrt (&2); --sqrt (&2); &2] = vec 0)']
3 ['~(vector [--sqrt (&2); &0; &2] = vec 0)']
...
33 ['~(vector [&2; sqrt (&2); sqrt (&2)] = vec 0)']
34 ['~(vector [&2; &2; &0] = vec 0)']
35 ['orthogonal (vector [--sqrt (&2); --sqrt (&2); &2])
  (vector [&0; &2; sqrt (&2)])']
36 ['orthogonal (vector [--sqrt (&2); --sqrt (&2); &2])
  (vector [sqrt (&2); sqrt (&2); &2])']
...
177 ['orthogonal (vector [&2; &2; &0]) (vector [sqrt (&2); --sqrt (&2); &2])']
178 ['orthogonal (vector [&2; &2; &0]) (vector [&2; -- &2; &0])']

'F'
```

The logic behind the proof is to enumerate possible assignments to the Pk for each point k , using the assumptions to deduce consequential hypotheses about other points once something is decided about a given point. The following auxiliary function produces the HOL assertion Pk for a point k :

```
# let ppoint = let p = 'P:real^3->bool' in fun v -> mk_comb(p,hol_of_point v);;
```

Thus, we first try to deduce as much as possible from the current assumptions, and if no contradiction has been reached, pick some point k and case-split over Pk and $\neg Pk$, then proceed by recursion. Eventually we will derive a contradiction in all cases and the theorem will be proved. Rather than drive all this case-splitting manually (quite feasible, but tedious without some careful symmetry arguments), we will program HOL to perform it with a custom tactic. We start with a simple auxiliary tactic that attempts to deduce a new assertion Pk or $\neg(Pk)$ by backchaining through the hypothesis and using the specified points as witnesses:

```
# let DEDUCE_POINT_TAC pts =
  FIRST_X_ASSUM MATCH_MP_TAC THEN
  MAP EVERY EXISTS_TAC (map hol_of_point pts) THEN
  ASM_REWRITE_TAC[];;
```

The main tactic is defined recursively, and takes two parameters, `set_1`, the set of points for which we know that P holds, and `set_0`, the set of points where we assume P does not. The tactic, though quite long, is conceptually quite straightforward:

```

let rec KOCHEN_SPECKER_TAC set_0 set_1 =
  if intersect set_0 set_1 <> [] then
    let p = ppoint(hd(intersect set_0 set_1)) in
    let th1 = ASSUME(mk_neg p) and th2 = ASSUME p in
    ACCEPT_TAC(EQ_MP (EQF_INTRO th1) th2)
  else
    let prf_1 = filter (fun (a,b) -> mem a set_0) opairs
    and prf_0 = filter (fun (a,b,c) -> mem a set_1 & mem b set_1) otrips in
    let new_1 = map snd prf_1 and new_0 = map (fun (a,b,c) -> c) prf_0 in
    let set_0' = union new_0 set_0 and set_1' = union new_1 set_1 in
    let del_0 = subtract set_0' set_0 and del_1 = subtract set_1' set_1 in
    if del_0 <> [] or del_1 <> [] then
      let prv_0 x =
        let a,b,_ = find (fun (a,b,c) -> c = x) prf_0 in DEDUCE_POINT_TAC [a;b]
      and prv_1 x =
        let a,_ = find (fun (a,c) -> c = x) prf_1 in DEDUCE_POINT_TAC [a] in
      let newuns = list_mk_conj
        (map ppoint del_1 @ map (mk_neg o ppoint) del_0)
      and tacs = map prv_1 del_1 @ map prv_0 del_0 in
      SUBGOAL_THEN newuns STRIP_ASSUME_TAC THENL
      [REPEAT CONJ_TAC THENL tacs; ALL_TAC] THEN
      KOCHEN_SPECKER_TAC set_0' set_1'
    else
      let v = find (fun i -> not(mem i set_0) & not(mem i set_1)) points in
      ASM_CASES_TAC (ppoint v) THENL
      [KOCHEN_SPECKER_TAC set_0 (v::set_1);
       KOCHEN_SPECKER_TAC (v::set_0) set_1];;

```

We start by seeing if we already have an overlap between the sets `set_0` and `set_1`, in which case we construct a contradiction in HOL quite straightforwardly. Otherwise we see at the OCaml level what new facts we should be able to deduce: `del_0` holds the set of new points for which we can deduce $\neg(Pk)$ and `del_1` holds those for which we can deduce Pk . The body of the tactic just uses `DEDUCE_POINT_TAC` to make all these deductions at the HOL level; at this point we recurse with enlarged sets `set_0'` and `set_1'`. Now, if no new points can be deduced we pick some point `v` for which we have no existing assumption and perform a case split, recursing in each half. And indeed, our goal gets solved, though all those case splits take a minute:

```

# e(KOCHEN_SPECKER_TAC [] []);;
val it : goalstack = No subgoals

```

so the following proof is fine:

```

# let KOCHEN_SPECKER_LEMMA = prove
  ( `!P. (!x y:real^3. ~(x = vec 0) /\ ~(y = vec 0) /\ orthogonal x y /\
    ~(P x) ==> P y) /\
    (!x y z. ~(x = vec 0) /\ ~(y = vec 0) /\ ~(z = vec 0) /\
    orthogonal x y /\ orthogonal x z /\ orthogonal y z /\
    P x /\ P y ==> ~(P z))
  ==> F`,
  REPEAT STRIP_TAC THEN
  MAP EVERY (ASSUME_TAC o PROVE_NONTRIVIAL) points THEN
  MAP EVERY (ASSUME_TAC o PROVE_ORTHOGONAL) opairs THEN
  KOCHEN_SPECKER_TAC [] []);;

```

We're almost done now, but we've got ahead of ourself in one respect. The quantum mechanical assumption was that the spins are 1, 1 and 0 in some order when measured in any three orthogonal directions. This 'obviously' implies that if the spin is 0 in one direction, it is 1 in any orthogonal direction, which is effectively what we used as the

hypothesis in the lemma. However, strictly speaking, we need to justify the fact that there is a nontrivial direction orthogonal to two other orthogonal directions, otherwise one doesn't follow logically from another. Still, the above lemma is easy enough:

```
# let NONTRIVIAL_CROSS = prove
  (!x y. orthogonal x y /\ ~(x = vec 0) /\ ~(y = vec 0)
    ==> ~(x cross y = vec 0)),
  REWRITE_TAC[GSYM DOT_EQ_0] THEN VEC3_TAC];;
```

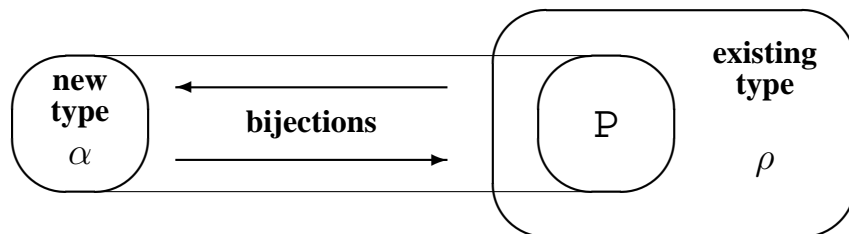
Still, note that we did need to rewrite $x = 0$ into $x \cdot x = 0$ for the simple proof to work, indicating that this depends to some extent on the fact that we are considering real vectors. Anyway, now the main proof is relatively straightforward, putting together the pieces:

```
let KOCHEN_SPECKER_PARADOX = prove
  (!~(?spin:real^3->num.
    !x y z. ~(x = vec 0) /\ ~(y = vec 0) /\ ~(z = vec 0) /\
      orthogonal x y /\ orthogonal x z /\ orthogonal y z
    ==> (spin x = 0) /\ (spin y = 1) /\ (spin z = 1) \/
      (spin x = 1) /\ (spin y = 0) /\ (spin z = 1) \/
      (spin x = 1) /\ (spin y = 1) /\ (spin z = 0))),
  REPEAT STRIP_TAC THEN
  MP_TAC(SPEC `!x:real^3. spin(x) = 1` KOCHEN_SPECKER_LEMMA) THEN
  ASM_REWRITE_TAC[] THEN CONJ_TAC THEN
  POP_ASSUM MP_TAC THEN REPEAT(MATCH_MP_TAC MONO_FORALL THEN GEN_TAC) THEN
  DISCH_THEN(fun th -> STRIP_TAC THEN MP_TAC th) THEN
  ASM_MESON_TAC[ARITH_RULE `!(1 = 0)`; NONTRIVIAL_CROSS; ORTHOGONAL_CROSS];;
```

We mentioned earlier the use of the trivial symmetry reduction theorems like `WLOG_LE`. When I saw Conway prove the above theorem, he repeatedly used symmetry arguments: ‘the three coordinate axes are all orthogonal, so we have a combination 0,1,1 in some order, so let’s assume the zero is in the x direction...’. It would be an interesting contrast with the brutal machine-oriented case analysis above to formalize a more delicate proof exploiting symmetry as much as possible.

24 Defining new types

We have defined quite a few new types in HOL, but they’ve always just been recursive types defined by `define_type`. However, HOL’s primitive type definition mechanism is much simpler. Given any nonempty subset of a type ρ , marked out by its characteristic predicate $P : \rho \rightarrow \text{bool}$ one can define a new type α (or type operator if ρ contains type variables) in bijection with this set.



It is not hard to show that this definitional mechanism, just like the one for (term) constants, is consistency-preserving, and indeed conservative in the sense that anything provable using a new type could also be proved without it. Crudely speaking, any proofs involving the new type could equally well be carried out in the representative types with quantifiers relativized to the subset P ; it's just that having a new type makes this kind of restriction unnecessary. When one defines a type by `define_type`, HOL constructs a representative within an existing type and makes a primitive definition automatically using the primitive definitional mechanism (Melham 1989). But occasionally it is necessary, or at least convenient, to use the underlying method directly. We will see how this works.

24.1 Nonzero 3-vectors

In the previous section we defined a type of 3-vectors. Suppose we now wish to restrict our attention to just the set of *nonzero* 3-vectors. Instead of continually adding hypotheses that certain vectors are nonzero, we can define a new type of nonzero vectors. The first step is to prove that there is indeed a nonzero 3-vector, since as noted above we need to have a *nonempty* subset of an existing type to use the type definition principle. Of course this is not very hard; there are loads of nonzero 3-vectors, and we can recycle our Lemma 0 from the previous section:

```
# MESON[LEMMA_0] `?x:real^3. ~(x = vec 0)`;;
0 inferences so far. Searching with maximum size 0.
0 inferences so far. Searching with maximum size 1.
Goal solved with 2 inferences.
CPU time (user): 0.01
val it : thm = |- ?x. ~(x = vec 0)
```

To make a new type definition, one simply provides this nonemptiness theorem to the function `new_type_definition` as well as three other pieces of information: the desired name for the new type and the desired names of the two bijections, often called ‘abstraction’ and ‘representation’ functions. We will call the new type `direction`:

```
# let direction_tybij = new_type_definition "direction" ("mk_dir", "dest_dir")
(MESON[LEMMA_0] `?x:real^3. ~(x = vec 0)`);;
...
val direction_tybij : thm =
|- (!a. mk_dir (dest_dir a) = a) /\
(!r. ~(r = vec 0) <=> dest_dir (mk_dir r) = r)
```

The theorem returned tells us exactly that the abstraction and representation functions set up a bijection between the new type and the proffered subset of the existing type. But they are formally completely different types, so any concepts that we want to map over to the new type have to be defined explicitly using the bijections. For example, we can define what it means for two directions to be perpendicular and parallel:

```
# parse_as_infix("||", (11, "right"));
val it : unit = ()
# parse_as_infix("_|_", (11, "right"));
val it : unit = ()
# let perpdir = new_definition
  `x _|_ y <=> orthogonal (dest_dir x) (dest_dir y)`;;
val perpdir : thm = |- !x y. x _|_ y <=> orthogonal (dest_dir x) (dest_dir y)
# let pardir = new_definition
  `x || y <=> (dest_dir x) cross (dest_dir y) = vec 0`;;
val pardir : thm = |- !x y. x || y <=> dest_dir x cross dest_dir y = vec 0
```

In order to transfer theorems from one type to the other, the following rewrite rules are convenient. They map quantifiers over the new type back onto the representing type with the appropriate relativization:

```
# let DIRECTION_CLAUSES = prove
  `(!x. P(dest_dir x)) <=> (!x. ~(x = vec 0) ==> P x) /\
  ((?x. P(dest_dir x)) <=> (?x. ~(x = vec 0) /\ P x)`,
  MESON_TAC[direction_tybij]);;
```

For example, let us prove that parallelism is transitive:

```
# g`!x y. x || y /\ y || z ==> x || z`;;
```

First we rewrite with the definition of parallelism:

```
# e(REWRITE_TAC[pardir]);;
val it : goalstack = 1 subgoal (1 total)

`!x y.
  dest_dir x cross dest_dir y = vec 0 /\
  dest_dir y cross dest_dir z = vec 0
  ==> dest_dir x cross dest_dir z = vec 0`
```

Now all quantified variables have `dest_dir` applied to them inside the body of the formula, so we can use our transferring rewrite to get an equivalent formula on the representing type:

```
# e(REWRITE_TAC[DIRECTION_CLAUSES]);;
val it : goalstack = 1 subgoal (1 total)

`!x. ~(x = vec 0)
  ==> (!y. ~(y = vec 0)
    ==> x cross y = vec 0 /\ y cross dest_dir z = vec 0
    ==> x cross dest_dir z = vec 0)`
```

This is easily solved by our existing 3-vector tactic. Note that the nonzero hypothesis for y is actually necessary here; if y is zero then trivially $x \times y = 0$ and $y \times z = 0$ whatever x and z may be.

```
# e VEC3_TAC;;
...
val it : goalstack = No subgoals
```

Using this approach, it's routine to prove that parallelism on directions is in fact an equivalence relation:

```
# let [PARDIR_REFL; PARDIR_SYM; PARDIR_TRANS] = (CONJUNCTS o prove)
  `(!x. x || x) /\
  (!x y. x || y <=> y || x) /\
  (!x y z. x || y /\ y || z ==> x || z)`,
  REWRITE_TAC[pardir; DIRECTION_CLAUSES] THEN VEC3_TAC);;
```

24.2 The projective plane again

Readers may remember the Fano plane, our finite model of the projective plane from earlier in this tutorial. But actually the type of directions in 3-dimensional space is closer to the *intended* model of projective geometry. Intuitively, we imagine the projective plane as being the projection of nonzero points in 3-dimensional space onto a hemisphere centred at the origin. The act of projecting effectively reduces the dimension by 1, so a vector from the origin (i.e. our ‘direction’) in 3-space corresponds to a point on the projective plane and a plane containing the origin corresponds to a line in the projective plane. Under projection, a point lies on a line precisely if the direction lies on the plane in 3-space. But actually, we can identify a plane with its normal, in which case a line lying within the plane simply means orthogonality of the line and the plane’s normal. Thus, in our formalization both points and lines will be just directions, and incidence will be orthogonality! Let’s prove the projective geometry axioms for this interpretation, starting with the easiest one:

```
# g`!l l'. ?p. p _|_ l /\ p _|_ l'';;
```

As usual, we rewrite to map ourselves back into the world of 3-vectors:

```
# e(REWRITE_TAC[perpdir; DIRECTION_CLAUSES]);;
val it : goalstack = 1 subgoal (1 total)

`!l. ~(l = vec 0)
  ==> (!l'. ~(l' = vec 0)
    ==> (?p. ~(p = vec 0) /\ orthogonal p l /\ orthogonal p l'))`
```

This follows immediately from NORMAL_EXISTS except that we need to use symmetry of the orthogonality relation:

```
# e(MESON_TAC[NORMAL_EXISTS; ORTHOGONAL_SYM]);;
...
val it : goalstack = No subgoals
```

The first axiom is a bit more complicated but is a relatively easy consequence of the same orthogonality property. This proof takes a while to run because the last line invokes a large case-split. Note that since we consider all parallel directions equivalent, we use parallelism where we formerly used equality:

```
# let DIRECTION_AXIOM_1 = prove
  (`!p p'. ~(p || p') ==> ?l. p _|_ l /\ p' _|_ l /\
    !l'. p _|_ l' /\ p' _|_ l' ==> l' || l',
  REWRITE_TAC[perpdir; pardir; DIRECTION_CLAUSES] THEN REPEAT STRIP_TAC THEN
  MP_TAC(SPECL ['p:real^3'; 'p':real^3'] NORMAL_EXISTS) THEN
  MATCH_MP_TAC MONO_EXISTS THEN
  POP_ASSUM_LIST(MP_TAC o end_itlist CONJ) THEN VEC3_TAC);;
```

Our earlier proof of the second axiom can be packaged as follows:

```
# let DIRECTION_AXIOM_2 = prove
  (`!l l'. ?p. p _|_ l /\ p _|_ l'',
  REWRITE_TAC[perpdir; DIRECTION_CLAUSES] THEN
  MESON_TAC[NORMAL_EXISTS; ORTHOGONAL_SYM]);;
```

and the third axiom is pretty easy thanks to our earlier Lemma 0:

```
# let DIRECTION_AXIOM_3 = prove
  ('?p p' p''.
    ~(p || p') /\ ~(p' || p'') /\ ~(p || p'') /\
    ~(?l. p _|_ l /\ p' _|_ l /\ p'' _|_ l)'),
  REWRITE_TAC[perpdir; pardir; DIRECTION_CLAUSES] THEN
  MAP_EVERY (fun t -> EXISTS_TAC t THEN REWRITE_TAC[LEMMA_0])
    ['basis 1 :real^3'; 'basis 2 : real^3'; 'basis 3 :real^3'] THEN
  VEC3_TAC);;
```

The final axiom is slightly more work. Recall that we need to show that for any line there are three distinct points on it, or in terms of the model, that given any nonzero vector there are three vectors perpendicular to it, no two out of the three being parallel. We start with a trivial lemma:

```
# let CROSS_0 = VEC3_RULE 'x cross vec 0 = vec 0 /\ vec 0 cross x = vec 0';;
```

The next step is to prove a cut-down version of the fourth axiom, asserting that there are two non-parallel directions perpendicular to any given direction. After the usual expansion into basic 3-vectors, the proof is simply to observe that if $l \neq 0$ then some two of the cross products of l and the basis vectors will serve. We use the lemma `CROSS_0` to deduce from the non-parallelism of the two vectors that both are nonzero:

```
# let DIRECTION_AXIOM_4_WEAK = prove
  ('!l. ?p p'. ~(p || p') /\ p _|_ l /\ p' _|_ l',
  REWRITE_TAC[DIRECTION_CLAUSES; pardir; perpdir] THEN REPEAT STRIP_TAC THEN
  SUBGOAL_THEN
    'orthogonal (l cross basis 1) l /\ orthogonal (l cross basis 2) l /\
    ~((l cross basis 1) cross (l cross basis 2) = vec 0) \/\
    orthogonal (l cross basis 1) l /\ orthogonal (l cross basis 3) l /\
    ~((l cross basis 1) cross (l cross basis 3) = vec 0) \/\
    orthogonal (l cross basis 2) l /\ orthogonal (l cross basis 3) l /\
    ~((l cross basis 2) cross (l cross basis 3) = vec 0)'
  MP_TAC THENL [POP_ASSUM MP_TAC THEN VEC3_TAC; MESON_TAC[CROSS_0]]);;
```

Now if we have two such vectors, we can always create a third by a non-trivial linear combination of them, most simply their sum:

```
# let ORTHOGONAL_COMBINE = prove
  ('!x a b. a _|_ x /\ b _|_ x /\ ~(a || b)
  ==> ?c. c _|_ x /\ ~(a || c) /\ ~(b || c)',
  REWRITE_TAC[DIRECTION_CLAUSES; pardir; perpdir] THEN
  REPEAT STRIP_TAC THEN EXISTS_TAC 'a + b:real^3' THEN
  POP_ASSUM_LIST(MP_TAC o end_itlist CONJ) THEN VEC3_TAC);;
```

Putting all the pieces together, we now get the fourth axiom at once:

```
# let DIRECTION_AXIOM_4 = prove
  ('!l. ?p p' p''. ~(p || p') /\ ~(p' || p'') /\ ~(p || p'') /\
    p _|_ l /\ p' _|_ l /\ p'' _|_ l',
  MESON_TAC[DIRECTION_AXIOM_4_WEAK; ORTHOGONAL_COMBINE]);;
```

24.3 Quotient types

Our model of the projective plane hasn't yet reached the same level of perfection as the Fano one. For a start, we have multiple redundant representations of the same object, since all parallel directions are considered equivalent. In mathematics, the usual procedure in such situations is to take a quotient structure, creating a new set with one element for each 'equivalence class' of elements in the original set. HOL provides some tools to help with this. Given a binary relation on a type, `define_quotient_type` will define an appropriate quotient type. The parameters are the name of the new type, the names of the abstraction and representation functions and the actual relation to be used. In our case we do the following to define a new quotient type `line`:

```
# let line_tybij = define_quotient_type "line" ("mk_line", "dest_line") `(||)`;;
val line_tybij : thm * thm =
  (|- mk_line (dest_line a) = a,
   |- (?x. r = (||) x) <=> dest_line (mk_line r) = r)
```

One generally doesn't need to do anything manually with the resulting type bijections, which are just plugged into functions we will describe later. However it's instructive to 'reverse-engineer' from the theorem how the new type is constructed. It is in bijection with the set of equivalence classes of the original type of directions: note that by extensionality, $(\text{---})\ x\text{---}$ is precisely $\{y \mid x \parallel y\}$, in other words the equivalence class determined by x (the set of all directions parallel to it). The new type is in bijection with the set of sets of directions that are an equivalence class of some element.

Once again, the new type is formally completely separate from the representing type and all definitions and theorems need to be mapped over. Fortunately there are also tools to help with this. However, in order for lifting a function to equivalence classes to be meaningful (or at least useful), it must respect the equivalence relation R in the sense that equivalent arguments yield equivalent results. For arguments and results of the type being lifted, 'equivalent' means related by R ; for other types it means equality. In our case, the only function over the base type we need, apart from parallelism itself, is perpendicularity. Since the arguments are of the type being lifted but the result is Boolean, we need to show that parallel directions satisfy the same perpendicularity relations:

```
# let PERPDIR_WELLDEF = prove
  (`!x y x' y'. x || x' /\ y || y' ==> (x _|_ y <=> x' _|_ y')`,
  REWRITE_TAC[perpdir; pardir; DIRECTION_CLAUSES] THEN VEC3_TAC);;
```

Lifting a function to equivalence classes is done by `lift_function`, which needs the second of the type bijections, the reflexivity and transitivity (not symmetry) of the equivalence relation and the welldefinedness theorem of the above form for the function concerned. The additional argument is the desired name of the corresponding function on the equivalence classes. In our case:

```
# let perpl,perpl_th =
  lift_function (snd line_tybij) (PARDIR_REFL,PARDIR_TRANS)
  "perpl" PERPDIR_WELLDEF;;
val perpl : thm =
|- perpl x y <=>
  (@u. ?x y. (x _|_ y <=> u) /\ dest_line x x /\ dest_line y y)
val perpl_th : thm =
|- x _|_ y <=> perpl (mk_line (||| x)) (mk_line (||| y))
```

Two theorems are returned, one the actual definition of the new function and one a consequential theorem. Once again, the precise form of these theorems need not normally concern the user, since they will be used only in other automated routines. Specifically, the final component of the automated support for equivalence relations is a function that will automatically lift *theorems* to the equivalence classes.⁴² The necessary parameters are the reflexivity, symmetry and transitivity of the equivalence relation and the set of consequential theorems (as returned by `lift_function`) for all the functions involved. In our case we can use the following for all the axioms:

```
# let line_lift_thm = lift_theorem line_tybij
  (PARDIR_REFL,PARDIR_SYM,PARDIR_TRANS) [perpl_th];;
```

Now, mapping over the axioms is simply a matter of applying this function:

```
# let LINE_AXIOM_1 = line_lift_thm DIRECTION_AXIOM_1;;
# let LINE_AXIOM_2 = line_lift_thm DIRECTION_AXIOM_2;;
# let LINE_AXIOM_3 = line_lift_thm DIRECTION_AXIOM_3;;
# let LINE_AXIOM_4 = line_lift_thm DIRECTION_AXIOM_4;;
```

It's instructive to examine the original and lifted theorems side-by-side to see how they correspond, with the new lifted functions replacing the old ones and the equivalence relation replaced by equality, e.g.

```
# DIRECTION_AXIOM_4;;
val it : thm =
|- !l. ?p p' p''.
  ~ (p || p') /\
  ~ (p' || p'') /\
  ~ (p || p'') /\
  p _|_ l /\
  p' _|_ l /\
  p'' _|_ l
# LINE_AXIOM_4;;
val it : thm =
|- !l. ?p p' p''.
  ~ (p = p') /\
  ~ (p' = p'') /\
  ~ (p = p'') /\
  perpl p l /\
  perpl p' l /\
  perpl p'' l
```

To put the finishing touches to our model of projective geometry, we introduce a separate type of points in bijection with the set of lines:

```
# let point_tybij = new_type_definition "point" ("mk_point","dest_point")
  (prove('?x:line. T',REWRITE_TAC[]));;
```

⁴²This has some restrictions; in particular we need any quantifiers over the underlying type to be first-order. For a more general package see Homeier (2005).

and introduce the more intuitive name for incidence of points and lines:

```
# parse_as_infix("on", (11, "right"));
# let on = new_definition 'p on l <=> perpl (dest_point p) l';;
```

Much as before, we define a set of rewrites to help with mapping over theorems:

```
# let POINT_CLAUSES = prove
  (('!(p = p') <=> (dest_point p = dest_point p')) /\
   (!!p. P (dest_point p) <=> (!!l. P l)) /\
   (!!p. P (dest_point p) <=> (?l. P l))',
  MESON_TAC[point_tybij]);;
```

and wrap its application in a little tactic:

```
# let POINT_TAC th = REWRITE_TAC[on; POINT_CLAUSES] THEN ACCEPT_TAC th;;
```

Now the proofs of the final versions of the axioms are all routine:

```
# let AXIOM_1 = prove
  (('!p p'. ~(p = p') ==> ?l. p on l /\ p' on l /\
   !l'. p on l' /\ p' on l' ==> (l' = l))',
  POINT_TAC LINE_AXIOM_1);;

# let AXIOM_2 = prove
  (('!l l'. ?p. p on l /\ p on l',
  POINT_TAC LINE_AXIOM_2);;

# let AXIOM_3 = prove
  (('!p p' p''. ~(p = p') /\ ~(p' = p'') /\ ~(p = p'') /\
   ~(?l. p on l /\ p' on l /\ p'' on l))',
  POINT_TAC LINE_AXIOM_3);;

# let AXIOM_4 = prove
  (('!l. ?p p' p''. ~(p = p') /\ ~(p' = p'') /\ ~(p = p'') /\
   p on l /\ p' on l /\ p'' on l',
  POINT_TAC LINE_AXIOM_4);;
```

For another example of defining a quotient type, see the construction of the real numbers in HOL Light's `realax.ml` source file.

25 Custom inference rules

We have occasionally implemented simple special-purpose conversions, rules and tactics by stringing together available primitives in a fairly straightforward way. We will now give a more sophisticated example of how to extend HOL with a new rule of inference performing *Knuth-Bendix completion*, a technique for deriving consequences of equational axioms. For a motivating example, consider the following axioms for 'near-rings' (Aichinger 1994):⁴³:

⁴³See <http://www.algebra.uni-linz.ac.at/~erhard/Diplomarbeit/main/node58.html>.

$$\begin{aligned}
0 + x &= x \\
-x + x &= 0 \\
(x + y) + z &= x + (y + z) \\
(x \cdot y) \cdot z &= x \cdot (y \cdot z) \\
(x + y) \cdot z &= x \cdot z + y \cdot z
\end{aligned}$$

For the sake of familiarity we will just state these axioms for the usual operators on natural numbers, but we will perform only logical reasoning and not use any special known properties of \mathbb{N} .

```

let near_ring_axioms =
  `(!x. 0 + x = x) /\
    (!x. neg x + x = 0) /\
    (!x y z. (x + y) + z = x + y + z) /\
    (!x y z. (x * y) * z = x * y * z) /\
    (!x y z. (x + y) * z = (x * z) + (y * z))`;;

```

Suppose we want to show that these axioms imply certain other properties, for example that $0 \cdot x = 0$ or $x + -x = 0$ (or prove that they do not). It's always worth giving MESON a shot in such situations, because in principle it will always prove any valid consequence of the axioms. For example, it can do this one if you're patient:

```

# MESON[]
  `(!x. 0 + x = x) /\
    (!x. neg x + x = 0) /\
    (!x y z. (x + y) + z = x + y + z) /\
    (!x y z. (x * y) * z = x * y * z) /\
    (!x y z. (x + y) * z = (x * z) + (y * z))
  ==> !a. 0 * a = 0`;;
0 inferences so far. Searching with maximum size 1.
1 inferences so far. Searching with maximum size 2.
2 inferences so far. Searching with maximum size 3.
6 inferences so far. Searching with maximum size 4.
...
204037 inferences so far. Searching with maximum size 16.
Goal solved with 226059 inferences.
CPU time (user): 27.5
val it : thm =
|- (!x. 0 + x = x) /\
  (!x. neg x + x = 0) /\
  (!x y z. (x + y) + z = x + y + z) /\
  (!x y z. (x * y) * z = x * y * z) /\
  (!x y z. (x + y) * z = x * z + y * z)
  ==> (!a. 0 * a = 0)

```

However, its proof search does not have any specially efficient techniques for equations, and for deeper consequences of the axioms it is unlikely to succeed in a practical period of time. (I've just tried `!a. neg (neg a) = a`, which is also a consequence of the axioms as we shall see, and waited an hour or two without any result.) We turn instead to a more specialized technique for equational reasoning called *completion* (Knuth and Bendix 1970). As usual, our HOL implementation of completion will

be sound by construction. However, we will not give a very detailed discussion of completeness issues, i.e. when it is always guaranteed to prove any valid equational consequences; for more on this see Baader and Nipkow (1998).

25.1 Ordered rewriting using the LPO

We turn instead to a more specialized technique for equational reasoning called *completion* (Knuth and Bendix 1970). As usual, our HOL implementation of completion will be sound by construction. However, we will not give a very detailed discussion of completeness issues, i.e. when it is always guaranteed to prove any valid equational consequences; for more on this see Baader and Nipkow (1998).

First of all, we should note that completion is usually presented in a first-order logic where all terms are just built up from constants and variables using function symbols of various arities. It's harmless working in the corresponding subset of HOL, but we do need to take some care over just what qualifies as a constant. We will sometimes want to regard as constants or function symbols some terms that aren't literally constants in the HOL sense — for example numerals like 1 that are actually composite terms, and variables that are free in the assumptions of a theorem. We fix the set of 'constants' by a list w (' w ' because we later use the order in the list to assign 'weights'), and the following function tells us if something is *really* a variable given such a list:

```
# let is_realvar w x = is_var x & not(mem x w);;
```

while the following is an analog of `strip_comb` that will not break up anything in the constant list, even if it's actually composite in HOL:

```
# let rec real_strip w tm =
  if mem tm w then tm,[] else
  let l,r = dest_comb tm in
  let f,args = real_strip w l in f,args@[r];;
```

The first key idea underlying completion is to use equations as rewrite rules in an appropriate direction to make terms 'simpler' according to some ordering; for example we would always use $0 + x = x$ left-to-right, never right-to-left. This is not unlike the HOL idea of ordered rewriting that we've already discussed. However, HOL's ordering is not, in general, wellfounded, and it is applied to the terms *after* the matching instantiation. For completion, the ordering is chosen to be wellfounded, and to respect congruences and instantiation, so that if a rewrite rule $l = r$ has l above r in the order we can guarantee that rewriting any subterm of a term with $l = r$ will give a 'simpler' term, without any checking at each application. Coming up with useful orders that satisfy this property is not entirely trivial. We will use a so-called 'lexicographic path order' (LPO). The starting point is to assign a 'weight' to a function according to its place in a list, breaking ties between identically-named functions according to their arity:

```
let weight lis (f,n) (g,m) =
  let i = index f lis and j = index g lis in
  i > j or i = j & n > m;;
```

The most basic way the LPO orders terms is by use of the weighting function on the top-level function symbols. For example, if we give multiplication a higher weight than addition (by putting it later in the list `lis` above), this will make the distributive law $(x + y) \cdot z = x \cdot z + y \cdot z$ applicable left-to-right, since it brings a ‘simpler’ operator to the top, even though it actually increases the actual *size* of the term. In cases where the top operators are the same, the LPO assigns preferences lexicographically left-to-right, so that the ordering of the leftmost arguments are considered first, and only in the event of a tie are the others considered one-by-one. This, for example, will tend to drive associative laws like $(x + y) + z = x + (y + z)$ in the left-to-right direction since x is simpler than $x + y$. We use a generic function `lexord` to apply a basic ordering `ord` lexicographically, returning `false` if the lists are of different lengths:

```
let rec lexord ord l1 l2 =
  match (l1,l2) with
  (h1::t1,h2::t2) -> if ord h1 h2 then length t1 = length t2
                      else h1 = h2 & lexord ord t1 t2
  | _ -> false;;
```

While the above description gives a good intuitive idea about how the LPO works, the definition is a bit elaborate because it also needs to ensure certain other properties, for example that any term is greater than a proper subterm (we said above that x is simpler than $x + y$). Readers should feel free to pass over the definition that follows, since it’s a bit involved and largely independent of whether things are being done in a theorem prover like HOL or not. The key points to note are that we define an irreflexive ($>$) form `lpo_gt` and a reflexive (\geq) form `lpo_ge`, and that both are parametrized by the weighting list.

```
let rec lpo_gt w s t =
  if is_realvar w t then not(s = t) & mem t (frees s)
  else if is_realvar w s or is_abs s or is_abs t then false else
  let f,fargs = real_strip w s and g,gargs = real_strip w t in
  exists (fun si -> lpo_ge w si t) fargs or
  forall (lpo_gt w s) gargs &
  (f = g & lexord (lpo_gt w) fargs gargs or
   weight w (f,length fargs) (g,length gargs))
and lpo_ge w s t = (s = t) or lpo_gt w s t;;
```

25.2 Critical pairs

One highly desirable quality of a set of rewrite rules is that it should be *complete*, i.e. that it should rewrite any two terms that are equal whenever the rewrites hold into the same *canonical* form. For example, HOL’s basic theorem `ADD_CLAUSES` has this property for terms built from zero and successor using addition:

```

# ADD_CLAUSES;;
val it : thm =
  |- (!n. 0 + n = n) /\
     (!m. m + 0 = m) /\
     (!m n. SUC m + n = SUC (m + n)) /\
     (!m n. m + SUC n = SUC (m + n))
# REWRITE_CONV[ADD_CLAUSES] `SUC(0 + SUC(0)) + SUC(SUC(SUC 0))`;
val it : thm =
  |- SUC (0 + SUC 0) + SUC (SUC (SUC 0)) = SUC (SUC (SUC (SUC (SUC 0))))
# REWRITE_CONV[ADD_CLAUSES] `0 + SUC(SUC(0 + 0)) + SUC(SUC 0 + SUC 0)`;
val it : thm =
  |- 0 + SUC (SUC (0 + 0)) + SUC (SUC 0 + SUC 0) =
     SUC (SUC (SUC (SUC (SUC 0))))

```

The core of completion is the isolation and analysis of those terms that are rewritable in more than one way. If, whenever a term is rewritable in more than one way, the two alternatives are identical or can be brought back together by further rewrites, then this does not pose any danger to completeness. For example we can use either the third or fourth rewrite of `ADD_CLAUSES` to rewrite the term `SUC a + SUC b` into either `SUC(a + SUC b)` or `SUC(SUC a + b)`, but in either case exactly one further rewrite is possible and both terms will be brought into the common form `SUC(SUC(a + b))`. Similarly, if the two rewrites are applied to disjoint subterms, the other one can always be used afterwards to bring them back together.

The difficult situations are where this joinability no longer holds, and a term t rewrites to both t_1 and t_2 that cannot be brought together by further rewrites. In such a case, (t_1, t_2) is called a *critical pair*. For example, using the near-ring axioms we can rewrite $(0 + x) \cdot y$ in two different ways, yielding $x \cdot y$ and $0 \cdot y + x \cdot y$ respectively, and those two terms are not reducible by any further rewrites. So the set of axioms is not complete. The idea of completion is to handle such situations by taking the equation made by the critical pair as a new rewrite, either $t_1 = t_2$ or $t_2 = t_1$, in our case $0 \cdot y + x \cdot y = x \cdot y$. (Note that by construction $t_1 = t_2$ is always a valid consequence of the existing rewrites since $t = t_1$ and $t = t_2$ both are.)

The core of completion is a systematic algorithm for finding the critical pairs of a set of rewrites. We are essentially looking for a term t to which two rewrites $l_1 = r_1$ and $l_2 = r_2$ are applicable (assume we are applying both to exactly the same subterm for now), so we need to look for a term t to which both l_1 and l_2 are matchable. We can find such a term, indeed the most general such term in a precise sense, by *unifying* the two left-hand sides l_1 and l_2 , i.e. finding the most general instantiations that make them identical. (Matching can be considered as a special case of unification where only the variables in one of the terms can be instantiated.)

Unification of first-order terms is not built into HOL, but we can implement it quite easily. It will be defined recursively, and we will record the instantiations discovered so far in a finite partial function `env` (for ‘environment’) mapping variables to the appropriate unifying assignment. However, for efficiency, this mapping is designed so that in general it may need to be applied many times to get the final answer; for example it may map just $x \mapsto y + z$ and $y \mapsto z$ in which case the effective mapping of x is $x \mapsto z + z$. Organizing things this way makes the core unification function a little simpler and in some cases much more efficient. But we need to check that any assignment is acyclic, or it is meaningless. So we start with a function that checks a proposed assignment $x \mapsto t$ for triviality and acyclicity. If it is cyclic in the trivial sense

that it maps x to itself (even perhaps via circuitous route like $x \mapsto y \mapsto x \mapsto x$) the function returns *true* indicating that the assignment can be ignored. If it would cause a non-trivial cycle, the function fails:

```
let rec istriv w env x t =
  if is_realvar w t then t = x or defined env t & istriv w env x (apply env t)
  else if is_const t then false else
  let f,args = strip_comb t in
  exists (istriv w env x) args & failwith "cyclic";;
```

Now, in order to unify two terms given an accumulated environment so far, we first check if one of them is a variable; say the terms are x and t . If x already has an assignment $x \mapsto s$, then we consider the unification of s and t . Otherwise, we check whether the assignment is trivial, in which case we return the unchanged environment, or cyclic, in which case we fail indicating that the terms are unifiable. Otherwise, we add the new assignment $x \mapsto t$ to the environment. In the case where both terms are combinations, we unify their corresponding raters and rands, and in other cases we fail unless the terms are exactly equal.

```
let rec unify w env tp =
  match tp with
  | (Var(_,_) as x),t | (t,(Var(_,_) as x)) when not(mem x w) ->
    if defined env x then unify w env (apply env x,t)
    else if istriv w env x t then env else (x|->t) env
  | (Comb(f,x),Comb(g,y)) -> unify w (unify w env (x,y)) (f,g)
  | (s,t) -> if s = t then env else failwith "unify: not unifiable";;
```

For use in HOL, it's more convenient to unwrap the multi-stage finite partial functions into conventional association list assignments. We just convert to an association list the raw function and then apply it repeatedly until no further change occurs.

```
let fullunify w (s,t) =
  let env = unify w undefined (s,t) in
  let th = map (fun (x,t) -> (t,x)) (graph env) in
  let rec subs t =
    let t' = vsubst th t in
    if t' = t then t else subs t' in
  map (fun (t,x) -> (subs t,x)) th;;
```

Now we are ready to compute overlaps. The programming here is a little tricky, because when considering two subterms, we need to keep track of how to record the overall overlap. The following function defines all ways of overlapping an equation $l = r$ with another term tm , where the additional argument rfn is used to create each overall critical pair from an instantiation i . The function simply recursively traverses the term, trying to unify l with each non-variable subterm and applying rfn to any resulting instantiations to give the critical pair arising from that overlap. During recursive descent, the function rfn is itself modified correspondingly. For updating rfn across the list of arguments we define the auxiliary function `listcases`.

```

let rec listcases fn rfn lis acc =
  match lis with
  [] -> acc
  | h::t -> fn h (fun i h' -> rfn i (h'::map REFL t)) @
            listcases fn (fun i t' -> rfn i (REFL h::t')) t acc;;

let LIST_MK_COMB f ths = rev_itlist (fun s t -> MK_COMB(t,s)) ths (REFL f);;

let rec overlaps w th tm rfn =
  let l,r = dest_eq(concl th) in
  if not (is_comb tm) then [] else
  let f,args = strip_comb tm in
  listcases (overlaps w th) (fun i a -> rfn i (LIST_MK_COMB f a)) args
  (try [rfn (fullunify w (l,tm)) th] with Failure _ -> []);;

let crit1 w eq1 eq2 =
  let l1,r1 = dest_eq(concl eq1)
  and l2,r2 = dest_eq(concl eq2) in
  overlaps w eq1 l2 (fun i th -> TRANS (SYM(INST i th)) (INST i eq2));;

```

To understand all that rather subtle code, it's worth tracing through some examples. But first we want to start out by making sure there are no coincidental clashes of variable names that will rule out possible unifications; remember that all our variables are implicitly universally quantified, so we are always at liberty to do this:

```

let fixvariables s th =
  let fvs = subtract (frees(concl th)) (freesl(hyp th)) in
  let gvs = map2 (fun v n -> mk_var(s^string_of_int n,type_of v))
                fvs (1 upto length fvs) in
  INST (zip gvs fvs) th;;

let renamepair (th1,th2) = fixvariables "x" th1,fixvariables "y" th2;;

```

Now we can produce the overall critical pairs function: it simply renames the two input theorems and considers all overlaps of one inside the other and vice versa:

```

let critical_pairs w tha thb =
  let th1,th2 = renamepair (tha,thb) in crit1 w th1 th2 @ crit1 w th2 th1;;

```

To emphasize the importance of renaming the variables, note that a theorem can have non-trivial critical pairs *with itself*, by applying it to ‘overlapping’ subterms. For example, the following two critical pairs, effectively the same except for variable renaming, result from two different ways of rewriting $SUC(SUC(x))$:

```

# let th = SPEC `SUC x` ADD1;;
val th : thm = |- SUC (SUC x) = SUC x + 1
# critical_pairs [ `SUC` ; `(+)` ] th th;;
val it : thm list =
  [ |- SUC (SUC x1 + 1) = SUC (SUC x1) + 1;
    |- SUC (SUC y1 + 1) = SUC (SUC y1) + 1 ]

```

So much for *finding* the critical pairs; what do we do with them? First, given a critical pair $\vdash s = t$ we simplify both sides with the existing set of rewrite rules, giving $\vdash s' = t'$, and attempt to choose an orientation $\vdash s' = t'$ or $\vdash t' = s'$ that respects the ordering. (Note that we don't rule out the possibility that s' and t' are the same, so we use the reflexive ordering.)

```

let normalize_and_orient w eqs th =
  let th' = GEN_REWRITE_RULE TOP_DEPTH_CONV eqs th in
  let s',t' = dest_eq(concl th') in
  if lpo_ge w s' t' then th' else if lpo_ge w t' s' then SYM th'
  else failwith "Can't orient equation";;

```

It helps to have some feedback on what's going on inside the completion loop, so we define a function that reports on current status. If the critical pairs are being steadily depleted we only print something per thousand, but we always report if they're getting augmented.

```

let status(eqs,crs) eqs0 =
  if eqs = eqs0 & (length crs) mod 1000 <> 0 then () else
  (print_string(string_of_int(length eqs)^" equations and "^
    string_of_int(length crs)^" pending critical pairs");
  print_newline());;

```

We also use one function to check whether the LHS of an equation is reducible by a set of rewrite rules:

```

let left_reducible eqs eq =
  can (CHANGED_CONV (GEN_REWRITE_CONV (LAND_CONV o ONCE_DEPTH_CONV) eqs))
  (concl eq);;

```

Finally, here's the main loop of completion. We have a set of established rewrite rules `eqs` and a set of critical pairs to handle. The main loop picks the first critical pair and attempts to normalize and orient it into a new rewrite. If this works, we are going to add it to our set of rewrites. But we now remove any equations that are left-reducible and put them back in the critical pair list for potential further simplification. (It is not trivial to show that this is a complete strategy — see Baader and Nipkow (1998) for more on this.) If the current critical pair is not orientable, we look for *any* other one that is, in the hope that the resulting rewrites will allow further simplification of the current one. If even this is impossible, we fail. Before going round the loop again we print a status report:

```

let rec complete w (eqs,crits) =
  match crits with
  (eq::ocrits) ->
  let trip =
    try let eq' = normalize_and_orient w eqs eq in
        let s',t' = dest_eq(concl eq') in
        if s' = t' then (eqs,ocrits) else
        let crits',eqs' = partition(left_reducible [eq']) eqs in
        let eqs'' = eq'::eqs' in
        eqs'',
        ocrits @ crits' @ itlist ((@) o critical_pairs w eq') eqs'' []
    with Failure _ ->
    if exists (can (normalize_and_orient w eqs)) ocrits
    then (eqs,ocrits@[eq])
    else failwith "complete: no orientable equations" in
  status trip eqs; complete w trip
| [] -> eqs;;

```

To start off, we put all the equations in the critical pair list, but we just check that at least *they* are orientable under the ordering chosen:

```

let complete_equations wts eqs =
  let eqs' = map (normalize_and_orient wts []) eqs in
  complete wts ([],eqs');;

```

25.3 Examples of completion

We're now ready to try some examples. There is some choice over the weightings we assign to the constants, and the ones we give are not in general the only ones that work. Remember the intuition that functions near the end of the weighting list will tend to get pushed down past those at the beginning. We'll start with a simple one-element rewrite set, but the results are perhaps not immediately obvious. It turns out that assuming $\forall a b. i(a) \cdot a \cdot b = b$ also gives us $\forall a b. a \cdot i(a) \cdot b = b$:

```
# complete_equations ['1'; '(*) : num -> num -> num'; 'i : num -> num']
  [SPEC_ALL (ASSUME '!a b. i(a) * a * b = b')];;
1 equations and 4 pending critical pairs
2 equations and 8 pending critical pairs
3 equations and 10 pending critical pairs
3 equations and 0 pending critical pairs
val it : thm list =
  [!a b. i a * a * b = b |- x1 * i x1 * y2 = y2; !a b. i a * a * b = b
   |- i (i x1) * x2 = x1 * x2; !a b. i a * a * b = b |- i a * a * b = b]
```

The following is a degenerate example with no variables; it deduces from $f^5(c) = c$ and $f^3(c) = c$ that $f(c) = c$. The result is a 1-equation canonical rewrite system that clearly subsumes the original equations:

```
# complete_equations ['c:A'; 'f:A->A']
  (map SPEC_ALL (CONJUNCTS (ASSUME
    '((f(f(f(f(f c)))) = c:A) /\ (f(f(f c)) = c)))));;
1 equations and 3 pending critical pairs
1 equations and 5 pending critical pairs
1 equations and 5 pending critical pairs
1 equations and 5 pending critical pairs
1 equations and 0 pending critical pairs
val it : thm list = [f (f (f (f (f c)))) = c /\ f (f (f c)) = c |- f c = c]
```

A classic example is group theory. For readability, we throw away the assumptions in the result. Without waiting too long, we obtain a 10-equation canonical rewrite system:

```
# let eqs = map SPEC_ALL (CONJUNCTS (ASSUME
  '(!x. 1 * x = x) /\ (!x. i(x) * x = 1) /\
  (!x y z. (x * y) * z = x * y * z')) in
map concl (complete_equations ['1'; '(*) : num -> num -> num'; 'i : num -> num'] eqs);;
1 equations and 4 pending critical pairs
2 equations and 5 pending critical pairs
3 equations and 10 pending critical pairs
...
15 equations and 569 pending critical pairs
16 equations and 599 pending critical pairs
16 equations and 547 pending critical pairs
15 equations and 463 pending critical pairs
10 equations and 478 pending critical pairs
10 equations and 0 pending critical pairs
val it : term list =
  [!i (x1 * x2) = i x2 * i x1; !i 1 = 1; !i (i y1) = y1; !x1 * i x1 = 1;
   !x1 * i x1 * y2 = y2; !x2 * 1 = x2; !i x2 * x2 * x3 = x3;
   !x * y * z = x * y * z; !i x * x = 1; !1 * x = x]
```

We can use completion to settle whether certain other equations follow from a set of axioms such as those for groups. The following tactic completes a set of equational theorems and adds them as new assumptions to the goal:

```
# let COMPLETE_TAC w th =
  let eqs = map SPEC_ALL (CONJUNCTS(SPEC_ALL th)) in
  let eqs' = complete_equations w eqs in
  MAP_EVERY (ASSUME_TAC o GEN_ALL) eqs';;
```

For example, lets show the following:

```
#g `(!x. 1 * x = x) /\
  (!x. i(x) * x = 1) /\
  (!x y z. (x * y) * z = x * y * z)
==> !x y. i(y) * i(i(x * i(y))) * x = 1';;
```

by applying completion:

```
# e (DISCH_THEN(COMPLETE_TAC ['1'; '(*) : num->num->num'; 'i : num->num']));
...
val it : goalstack = 1 subgoal (1 total)

0 [ `!x2 x1. i (x1 * x2) = i x2 * i x1` ]
1 [ `i 1 = 1` ]
2 [ `!y1. i (i y1) = y1` ]
3 [ `!x1. x1 * i x1 = 1` ]
4 [ `!x1 y2. x1 * i x1 * y2 = y2` ]
5 [ `!x2. x2 * 1 = x2` ]
6 [ `!x2 x3. i x2 * x2 * x3 = x3` ]
7 [ `!x y z. (x * y) * z = x * y * z` ]
8 [ `!x. i x * x = 1` ]
9 [ `!x. 1 * x = x` ]

`!x y. i y * i (i (i (x * i y))) * x = 1`
```

and applying the resulting rewrites:⁴⁴

```
# e(ASM_REWRITE_TAC[]);;
val it : goalstack = No subgoals
```

Similarly we can handle the near-rings example that we started with.

```
# g `(!x. 0 + x = x) /\
  (!x. neg x + x = 0) /\
  (!x y z. (x + y) + z = x + y + z) /\
  (!x y z. (x * y) * z = x * y * z) /\
  (!x y z. (x + y) * z = (x * z) + (y * z))
==> (neg 0 * (x * y + z + neg(neg(w + z))) + neg(neg b + neg a) =
  a + b)';;
```

Completion using the following ordering gives us a 14-element set:

⁴⁴There is no danger that HOL will reject or restrict any of these rewrites, because respecting the well-founded order excludes the possibility of looping at all, let alone the simple kinds that HOL checks for.

```

# e (DISCH_THEN(COMPLETE_TAC
  ['0'; '(+):num->num->num'; 'neg:num->num'; '( * ):num->num->num']));
...
val it : goalstack = 1 subgoal (1 total)

0 ['!x2 x1. neg (x1 + x2) = neg x2 + neg x1']
1 ['!x1 x3. neg x1 * x3 = neg (x1 * x3)']
2 ['!x2. 0 * x2 = 0']
3 ['neg 0 = 0']
4 ['!y1. neg (neg y1) = y1']
5 ['!x1. x1 + neg x1 = 0']
6 ['!x1 y2. x1 + neg x1 + y2 = y2']
7 ['!x2. x2 + 0 = x2']
8 ['!x2 x3. neg x2 + x2 + x3 = x3']
9 ['!x y z. (x + y) * z = x * z + y * z']
10 ['!x y z. (x * y) * z = x * y * z']
11 ['!x y z. (x + y) + z = x + y + z']
12 ['!x. neg x + x = 0']
13 ['!x. 0 + x = x']

'neg 0 * (x * y + z + neg (neg (w + z))) + neg (neg b + neg a) = a + b'

```

We finally see for sure that many of the consequences we might have wondered about are indeed consequences of the axioms. And the chosen goal follows from them:

```

# e(ASM_REWRITE_TAC[]);;
val it : goalstack = No subgoals

```

```

# e (DISCH_THEN(COMPLETE_TAC
  ['0'; '(+):num->num->num'; '( * ):num->num->num'; 'neg:num->num']));;

```

The following variant with a different weighting works too, though it takes a bit longer and the resulting set is larger. This helps to emphasize that the canonicity property depends critically on the ordering chosen.

Completion can be quite useful in exploring the consequences of equational axioms. However in its pure form it has difficulty with commutative laws like $x + y = y + x$ since these cannot admit any orientation. There are several techniques for generalizing completion to such cases, including the use of ordered rewriting and unification modulo commutative laws. On the other hand, if the goal is to deduce a particular equational consequence rather than arriving at a complete system of rewrites, one may simply keep running completion until the equation is deduced, and avoid failing in non-orientable cases. For example, adding $x^2 = 1$ to the group axioms will cause a failure, but only because it actually deduces commutativity $ab = ba$, which from a certain point of view might be considered a success not a failure.

26 Linking external tools

HOL's insistence on proving everything from first principles is quite rigid, and might seem somewhat puritanical. However, it's important to note that provided the proof can be finally constructed ('checked' if you like) by HOL's inference engine so that you get a theorem, you can *arrive* at it however you like. We have already mentioned two cases where some HOL extensions rely on external tools to assist in its proof construction: PRIME_CONV's use of a factorization engine and SOS_RULE and REAL_SOS's use

of a semidefinite programming package. In this section we will illustrate how users can set up a similar kind of interaction to use an external tool in proof construction.

26.1 Maxima

There are many potentially interesting external tools one might want to link up to HOL, including for example more powerful first-order theorem provers than the in-built MESON (Hurd 1999) or linear programming packages that can handle bigger problems than REAL_ARITH and friends (Obua 2005). I've chosen to link up the computer algebra system Maxima (an open-source version of the seminal Macsyma), along the lines of the experiments reported in Harrison and Théry (1998). Everything we do is applicable with fairly minor changes to many other computer algebra systems such as Maple⁴⁵ and Mathematica⁴⁶. If you have access to some such system, you're encouraged to try it. However, these are (fairly expensive) commercial products, which readers will hardly be able to justify purchasing just to try out the little experiment here. Maxima, by contrast, can be freely downloaded from <http://maxima.sourceforge.net/>. I downloaded the source package and found that it built out of the box under clisp with no problems. On starting it up I get the banner and a command prompt:

```

/home/johnh$ maxima
  i i i i i i
  I I I I I I   ooooo   o       oooooooo   ooooo   ooooo
  I \ '+-' / I   8     8   8       8     8   o 8   8
  \ '-+-' /      8     8       8     8     8   8
  \ '-+-' /      8     8       8     ooooo   8oooo
  \ '-+-' /      8     8       8     8     8   8
  \ '-+-' /      8     o   8       8     o   8   8
  -----+-----   ooooo   8ooooooo   ooo8ooo   ooooo   8

Copyright (c) Bruno Haible, Michael Stoll 1992, 1993
Copyright (c) Bruno Haible, Marcus Daniels 1994-1997
Copyright (c) Bruno Haible, Pierpaolo Bernardi, Sam Steingold 1998
Copyright (c) Bruno Haible, Sam Steingold 1999-2003
-----

Maxima 5.9.1 http://maxima.sourceforge.net
Using Lisp CLISP 2.31 (2003-09-01)
Distributed under the GNU Public License. See the file COPYING.
Dedicated to the memory of William Schelter.
This is a development version of Maxima. The function bug_report()
provides bug reporting information.
(%i1)

```

It's appropriate to orient ourselves by trying to solve a problem 'manually'. So let's try $\int \sin^4(x) dx$:

```

(%i1) integrate(sin(x)^4,x);

      SIN(4 x)
      ----- + 2 x
           2
      ----- SIN(2 x) x
           8         2     2
      -----
           2

(%o1)

```

⁴⁵Maple is a registered trademark of Waterloo Maple Software
⁴⁶Mathematica is a registered trademark of Wolfram Research Inc.

While this 2D output is nice for immediate human consumption, it's more difficult to translate into HOL, either manually or automatically, so we disable the 2D form and try again. In fact, I found the expanded form a bit more congenial:

```
(%i2) display2d:false;
(%o2) FALSE
(%i3) integrate(sin(x)^4,x);
(%o3) ((SIN(4*x)/2+2*x)/8-SIN(2*x)/2+x/2)/2
(%i4) expand(integrate(sin(x)^4,x));
(%o4) SIN(4*x)/32-SIN(2*x)/4+3*x/8
```

What we've got out of Maxima here may just be an *answer*, not a *proof*, but this answer is a valuable "certificate" that we can turn into a proof with relatively little effort. For by the Fundamental Theorem of Calculus, we can verify the answer by differentiating and checking we get the original formula (basically). And differentiation is much easier than integration, with an existing HOL conversion to do it.

26.2 Interfacing HOL and Maxima

Our first step is to set up a connection so we can conveniently call Maxima from within HOL. At first, we will set up a simple interaction where an expression is passed to Maxima as a string, and the output is returned as a string. We precede the actual expression by a couple of initial directives, turning off the 3D printing and increasing the line width so we only get one line of output. We pipe the string into Maxima and filter out the relevant line of output, sending the result to a temporary file (just by normal Unix tools, executed from within OCaml by `Sys.command`). We then read the (sole) line of output from that file and then delete it again.

```
let maxima e =
  let filename = Filename.temp_file "maxima" ".out" in
  let s =
    "echo 'line1:10000; display2d:false;' ^ e ^
    ';' | maxima | grep '^(%o3)' | sed -e 's/^(%o3) //' >" ^
    filename in
  if Sys.command s <> 0 then failwith "maxima" else
  let fd = open_in filename in
  let data = input_line fd in
  close_in fd; Sys.remove filename; data;;
```

We would really prefer to work at a more structured level where we pass and receive a HOL term, not an unstructured string. So we need to resign ourselves to the slightly tedious job of converting from a HOL term to a string understandable by Maxima, and vice versa. We start with a couple of variables giving the correspondences between Maxima string names and HOL functions:

```
# prioritize_real();;
# let maxima_ops = ["+",\'(+)\'; "-",\'(-)\'; "*",\'(*)\'; "/",\'(/)\'; "^",\'(pow)\'];;
# let maxima_functions = ["SIN",\'sin\'; "COS",\'cos\'];;
```

We'll also need a few extra syntax functions for making and breaking apart unary negations:

```
# let mk_uneg = curry mk_comb `(--)`;;

# let dest_uneg =
  let ntm = `(--)` in
  fun tm -> let op,t = dest_comb tm in
    if op = ntm then t else failwith "dest_uneg";;
```

We also want a function for making a named variable of real type, and a slight twist on making a binary operator x^n . In the main recursion we'll always create expressions of real type, so to create x^n we need to strip off the '&' natural to real conversion first:

```
# let mk_pow = let f = mk_binop `(pow)` in fun x y -> f x (real y);;
# let mk_realvar = let real_ty = `:real` in fun x -> mk_var(x,real_ty);;
```

Now it's fairly straightforward to map a HOL term to a string. We deal with numeric constants (real and natural) and variables in one step, and recursively break apart unary negations and other binary operators; if all else fails we break apart a combination and assume that it's a unary operator applied to a single argument. We can easily imagine some generalizations, but this will be adequate for what we want to do.

```
# let rec string_of_hol tm =
  if is_numconst tm then string_of_num(dest_numconst tm)
  else if is_numeral tm then string_of_num(dest_numeral tm)
  else if is_var tm then fst(dest_var tm)
  else if can dest_uneg tm then "-" ^ string_of_hol(rand tm) ^ ")" else
  let lop,r = dest_comb tm in
  try let op,l = dest_comb lop in
    "(" ^ string_of_hol l ^ " " ^ rev_assoc op maxima_ops ^ " " ^ string_of_hol r ^ ")"
  with Failure _ -> rev_assoc lop maxima_funs ^ "(" ^ string_of_hol r ^ ")";;
```

Note that we always put brackets round the string(s) resulting from recursive calls inside negations and binary operators. This is a bit ugly, but we take the position that it's harmless since all we're going to do is feed the string to another program:

```
# string_of_hol `(x + sin(-- &2 * x)) pow 2 - cos(x - &22 / &7)`;;
val it : string = "(((x + SIN((-2) * x)) ^ 2) - COS((x - (22 / 7))))"
```

Going the other way, from a string to a HOL term, involves a bit more work. (The reader might like to ignore the remainder of this subsection, since parsing is somewhat far removed from our main theme, just a means to an end for us.) It's conventional to divide this kind of syntactic analysis into lexical analysis (splitting the input into "words") and parsing (converting a list of words into a structured object). For the first part, the lexical conventions we need are close enough to HOL's own quotation parser that we can re-use its lexical analyzer, except that we throw away the distinction between reserved words and ordinary identifiers:

```
# let lexe s = map (function Resword s -> s | Ident s -> s) (lex(explode s));;
val lexe : string -> string list = <fun>
```

Parsing functions will, in general, take a list of strings and return a pair, the first being the HOL term constructed from it, and the second being the strings that were not used. Although we expect no strings left over from the overall parsing, it's useful to allow sub-parsers to stop at some intermediate point. The parser will use various 'parser

combinators' which can be used to build parser out of simpler ones. For example, the following applies a sub-arser `prs` and checks that the strings left over start with a closing bracket; if so this is absorbed.

```
# let parse_bracketed prs inp =
  match prs inp with
  | ast,")":rst -> ast,rst
  | _ -> failwith "Closing bracket expected";;
```

The trickiest bit of parsing is handling infix operators. The following highly parametrized parser combinator is supposed to parse expressions built by an iterated infix operator where the operator is called `op` and the subcomponents are parsed by a parser `prs`. The two additional arguments `opup` and `sof` are used because we may want to build up the term assuming either left or right associativity. The argument `sof` is a function that is applied to the subexpression currently being parsed and builds up the overall term, while `opup` determines how this is updated for each new operator.

```
# let rec parse_ginfix op opup sof prs inp =
  match prs inp with
  | e1,hop::rst when hop = op -> parse_ginfix op opup (opup sof e1) prs rst
  | e1,rest -> sof e1,rest;;
```

For our purposes, we determine the operator by its (Maxima) name `op` and deduce the corresponding HOL syntax constructor `opcon`. The `opup` function passed to `parse_ginfix` is determined to apply this left-associatively or right-associatively depending on the HOL associativity, and we start off with `sof` just the identity function.

```
let parse_general_infix op =
  let opcon = if op = "^" then mk_pow else mk_binop (assoc op maxima_ops) in
  let constr = if op <> "^" & snd(get_infix_status op) = "right"
    then fun f e1 e2 -> f(opcon e1 e2)
    else fun f e1 e2 -> opcon(f e1) e2 in
  parse_ginfix op constr (fun x -> x);;
```

Now we are ready for the overall expression parser `parse_expression`. This is defined by mutual recursion with several other more limited expression-parsing functions. The most basic, `parse_atomic_expression`, handles variables and numeric constants, as well as a function applied to a bracketed argument and any expression at all enclosed in brackets (note the use of the `parse_bracketed` combinator in both cases). The next function `parse_exp` parses an 'exponential expression', i.e. an expression of the form a or a^n where a is an atomic expression. The next function `parse_neg` parses an expression built from exponential expressions using unary negation. Finally, the overall function `parse_expression` is defined by recursively applying infix parsing for all the operators. (It won't catch the exponential, which was dealt with lower down.) Observe that the order of the operators in the list `maxima_ops` determines the precedences, because the first will be the outermost layer of recursion.

```
# let rec parse_atomic_expression inp =
  match inp with
  | [] -> failwith "expression expected"
  | "(" :: rest -> parse_bracketed parse_expression rest
  | s :: rest when forall isnum (explode s) ->
    term_of_rat(num_of_string s),rest
  | s :: "(" :: rest when forall isalnum (explode s) ->
    let e,rst = parse_bracketed parse_expression rest in
    mk_comb(assoc s maxima_funs,e),rst
  | s :: rest when forall isalnum (explode s) -> mk_realvar s,rest
  and parse_exp inp = parse_general_infix "^" parse_atomic_expression inp
  and parse_neg inp =
  match inp with
  | "-" :: rest -> let e,rst = parse_neg rest in mk_uneg e,rst
  | _ -> parse_exp inp
  and parse_expression inp =
  itlist parse_general_infix (map fst maxima_ops) parse_neg inp;;
```

Finally, this function simply maps a string to a term. Perhaps we should check there are no ignored words, but we just hope for the best.

```
# let hol_of_string = fst o parse_expression o lexe;;
```

For example:

```
# hol_of_string "SIN(x) - COS(-- - 1 + x)";;
val it : term = `sin x - cos (--(-- -- &l + x))`
```

26.3 Factoring

One natural case where Maxima can help is factoring. All we need to do is (i) feed an expression to Maxima to factor, and (ii) check using `REAL_RING` that the factored and original expressions are equal:

```
# let FACTOR_CONV tm =
  let s = "factor("^string_of_hol tm^")" in
  let tm' = hol_of_string(maximas s) in
  REAL_RING(mk_eq(tm,tm'));;
```

This can be applied equally well to numbers (of type `real`):

```
# FACTOR_CONV `&1234567890`;;
val it : thm = |- &1234567890 = &2 * &3 pow 2 * &5 * &3607 * &3803
```

univariate polynomials:

```
# FACTOR_CONV `x pow 6 - &1`;;
val it : thm =
|- x pow 6 - &1 =
  (x - &1) * (x + &1) * (x pow 2 - x + &1) * (x pow 2 + x + &1)
```

and multivariate polynomials:

```
# FACTOR_CONV `r * (r * x * (&1 - x)) * (&1 - r * x * (&1 - x)) - x`;;
val it : thm =
|- r * (r * x * (&1 - x)) * (&1 - r * x * (&1 - x)) - x =
  --x *
  (r * x - r + &1) *
  (r pow 2 * x pow 2 - r pow 2 * x - r * x + r + &1)
```

26.4 Antiderivatives and integrals

In general, to use an external system like Maxima we need to construct a HOL proof from its output. In the case of factoring, this ‘proof’ was simply the answer. Another similar example is finding antiderivatives and integrals, which is known to be quite difficult in general. Systematic algorithms do exist, and systems like Maxima use many of them, but they are complicated. Checking an answer, on the other hand, just requires us to take the derivative of the answer and compare it to the original — a much easier operation. The implementation is not much harder than before: we use HOL’s `DIFF_CONV` to perform the differentiation, just applying a little numeric simplification, then try to prove it equal to the input using `REAL_RING`:

```
# let ANTIDERIV_CONV tm =
  let x,bod = dest_abs tm in
  let s = "integrate("^string_of_hol bod^", "^fst(dest_var x)^")" in
  let tm' = mk_abs(x,hol_of_string(maximas s)) in
  let th1 = CONV_RULE (NUM_REDUCE_CONV THENC REAL_RAT_REDUCE_CONV)
    (SPEC x (DIFF_CONV tm')) in
  let th2 = REAL_RING(mk_eq(lhand(concl th1),bod)) in
  GEN x (GEN_REWRITE_RULE LAND_CONV [th2] th1);;
```

This works quite well on some simple examples:

```
# ANTIDERIV_CONV `x. (x + &5) pow 2 + &77 * x`;;
val it : thm =
|- !x. ((\x. x pow 3 / &3 + &87 * x pow 2 / &2 + &25 * x) diff1
(x + &5) pow 2 + &77 * x)
x
# ANTIDERIV_CONV `x. sin(x) + x pow 11`;;
val it : thm = |- !x. ((\x. x pow 12 / &12 - cos x) diff1 sin x + x pow 11) x
```

However, once we start using functions with potential singularities, like $\ln(x)$ or $1/(x+2)$, we need a bit more sophistication because in general side-conditions will be needed. Even without singularities, we can still encounter problems, e.g.

```
# ANTIDERIV_CONV `x. sin(x) pow 3`;;
Exception: Failure "EQ_MP".
```

If we trace through the steps of the function we can see where the problem arises:

```
# let tm = `x. sin(x) pow 3`;;
val tm : term = `x. sin x pow 3`
# let x,bod = dest_abs tm;
val x : term = `x`
val bod : term = `sin x pow 3`
# let s = "integrate("^string_of_hol bod^", "^fst(dest_var x)^")";;
val s : string = "integrate((SIN(x) ^ 3),x)"
# let tm' = mk_abs(x,hol_of_string(maximas s));;
val tm' : term = `x. cos x pow 3 / &3 - cos x`
# let th1 = CONV_RULE (NUM_REDUCE_CONV THENC REAL_RAT_REDUCE_CONV)
  (SPEC x (DIFF_CONV tm'));;
val th1 : thm =
|- ((\x. cos x pow 3 / &3 - cos x) diff1
((&3 * cos x pow 2) * --sin x * &1) * &3 - &0 * cos x pow 3) / &9 -
--sin x * &1)
x
# let th2 = REAL_RING(mk_eq(lhand(concl th1),bod));;
Exception: Failure "EQ_MP".
```

and look more carefully at the failing equation:

```
# mk_eq(lhand(concl th1),bod);;
val it : term =
  `((&3 * cos x pow 2) * --sin x * &1) * &3 - &0 * cos x pow 3) / &9 -
  --sin x * &1 =
  sin x pow 3`
```

The problem is that this equation isn't simply an algebraic identity. As with the earlier example involving Chebyshev polynomials, we need to use the algebraic relation between $\sin(x)$ and $\cos(x)$, and in more general cases we also need to use multiple-angle formulas to relate $\sin(2x)$ to $\sin(x)$ and $\cos(x)$. These multiple-angle formulas can be expressed as a rewrite rule if we slightly trickily use the internal representation of numerals as binary numbers, where $\text{BIT0}(n) = 2n$ and $\text{BIT1}(n) = 2n + 1$ are the internal constants used:

```
let SIN_N_CLAUSES = prove
  (`(sin(&(NUMERAL(BIT0 n)) * x) =
    &2 * sin(&(NUMERAL n) * x) * cos(&(NUMERAL n) * x)) /\
  (sin(&(NUMERAL(BIT1 n)) * x) =
    sin(&(NUMERAL(BIT0 n)) * x) * cos(x) +
    sin(x) * cos(&(NUMERAL(BIT0 n)) * x)) /\
  (cos(&(NUMERAL(BIT0 n)) * x) =
    cos(&(NUMERAL n) * x) pow 2 - sin(&(NUMERAL n) * x) pow 2) /\
  (cos(&(NUMERAL(BIT1 n)) * x) =
    cos(&(NUMERAL(BIT0 n)) * x) * cos(x) -
    sin(x) * sin(&(NUMERAL(BIT0 n)) * x)))',
  REWRITE_TAC[REAL_MUL_2; REAL_POW_2] THEN
  REWRITE_TAC[NUMERAL; BIT0; BIT1] THEN
  REWRITE_TAC[ADD1; GSYM REAL_OF_NUM_ADD] THEN
  REWRITE_TAC[REAL_ADD_RDISTRIB; SIN_ADD; COS_ADD; REAL_MUL_LID] THEN
  CONV_TAC REAL_RING);;
```

Now we can produce a more general equation-prover that will take into account all this and apply other routine simplifications then use $\sin(x)^2 + \cos(x)^2 = 1$ in the final proof:

```
# let TRIG_IDENT_TAC x =
  REWRITE_TAC[SIN_N_CLAUSES; SIN_ADD; COS_ADD] THEN
  REWRITE_TAC[REAL_MUL_LZERO; SIN_0; COS_0; REAL_MUL_RZERO] THEN
  MP_TAC(SPEC x SIN_CIRCLE) THEN CONV_TAC REAL_RING;;
```

Inserting this into our function we get:

```
# let ANTIDERIV_CONV tm =
  let x,bod = dest_abs tm in
  let s = "expand(integrate("^string_of_hol bod^", "^fst(dest_var x)^"))" in
  let tm' = mk_abs(x,hol_of_string(maximas s)) in
  let th1 = CONV_RULE (NUM_REDUCE_CONV THENC REAL_RAT_REDUCE_CONV)
    (SPEC x (DIFF_CONV tm')) in
  let th2 = prove(mk_eq(lhand(concl th1),bod),TRIG_IDENT_TAC x) in
  GEN x (GEN_REWRITE_RULE LAND_CONV [th2] th1);;
```

and now we find we can handle most elementary cases of trigonometric polynomials:

```

# time ANTIDERIV_CONV `!x. sin(x) pow 3`;
...
val it : thm = |- !x. ((!x. cos x pow 3 / &3 - cos x) diff1 sin x pow 3) x
# time ANTIDERIV_CONV `!x. sin(x) * sin(x) pow 5 * cos(x) pow 4 + cos(x)`;
...
val it : thm =
  |- !x. ((!x. sin (&8 * x) / &2048 -
           sin (&4 * x) / &256 -
           sin (&2 * x) pow 5 / &320 +
           sin x +
           &3 * x / &256) diff1
           sin x * sin x pow 5 * cos x pow 4 + cos x)
  x

```

Those were still, properly speaking, antiderivatives rather than integrals. But we can solve integrals using only a bit more code, by using the Fundamental Theorem of Calculus $\int_a^b f'(x) dx = f(b) - f(a)$:

```

# FTCL;;
val it : thm =
  |- !f f' a b.
     a <= b /\ (!x. a <= x /\ x <= b ==> (f diff1 f' x) x)
     ==> defint (a,b) f' (f b - f a)

```

Note that the precise form of this theorem depends on the particular notion of integration. In the HOL analysis theory, the Kurzweil-Henstock integral is defined (DePre and Swartz 1988) and this obeys the above theorem. For the Riemann or Lebesgue integrals some additional hypothesis is needed, for example continuity of the integrand. Anyway, we'll just use the special case $a = 0$:

```

# let FCT1_WEAK = prove
  (`!x. (f diff1 f'(x)) x ==> !x. &0 <= x ==> defint(&0,x) f' (f x - f(&0))`,
  MESON_TAC[FCT1]);;

```

and so we can elaborate the antiderivative conversion into one for definite integrals essentially by matching against this theorem:

```

# let INTEGRAL_CONV tm =
  let th1 = MATCH_MP FCT1_WEAK (ANTIDERIV_CONV tm) in
  (CONV_RULE REAL_RAT_REDUCE_CONV o
   REWRITE_RULE[SIN_0; COS_0; REAL_MUL_LZERO; REAL_MUL_RZERO] o
   CONV_RULE REAL_RAT_REDUCE_CONV o BETA_RULE) th1;;

```

for example:

```

# INTEGRAL_CONV `!x. sin(x) pow 13`;
...
val it : thm =
  |- !x. &0 <= x
     ==> defint (&0,x) (!x. sin x pow 13)
           ((--(cos x pow 13) / &13 +
            &6 * cos x pow 11 / &11 - &5 * cos x pow 9 / &3 +
            &20 * cos x pow 7 / &7 - &3 * cos x pow 5 +
            &2 * cos x pow 3 - cos x) -
            -- &1024 / &3003)

```

A The evolution of HOL Light

It is out of place here to give a general history of computerized theorem proving — interesting surveys are given by Loveland (1984) and MacKenzie (1995). However it puts things in perspective to realize that there has been, traditionally, a divide in theorem proving between (1) fully automated systems such as NQTHM (Boyer and Moore 1979) which attempt to prove theorems without user assistance, and (2) ‘proof checkers’ such as AUTOMATH (Bruijn 1980) which merely vet the correctness of the formal proofs generated by the user. In practice, a judicious combination of the two seems most useful: the user can direct the overall proof structure but without worrying about the tedious details. For example, the Semi-Automated Mathematics project (Guard, Oglesby, Bennett, and Settle 1969) aimed at producing just such a system. Though this project produced a number of novel ideas, and is famous for “SAM’s Lemma”, a property of lattices proved automatically by the machine, it died out almost completely, probably because of being ahead of its time technologically.

A.1 LCF

Yet another proof checking system was designed by Robin Milner (1972) and his assistants at Stanford. This one was distinguished by its focus on computer science applications, rather than mainstream pure mathematics, being based on what Milner called the ‘Logic of Computable Functions’. This is a formalism devised by Dana Scott in 1969⁴⁷ for reasoning about recursively defined functions on CPOs, such as typically occur in the Scott-Strachey approach to denotational semantics. The system, known as ‘Stanford LCF’, was merely a proof checker, though by employing a backward, sub-goaling style of proof it helped to organize the user’s work; it was also equipped with a powerful automatic simplifier.

There were two major problems with Stanford LCF. First, the storage of proofs tended to fill up memory very quickly. Second, the repertoire of proof commands was fixed and could not be customized. When he moved to Edinburgh, Milner set about fixing these defects. With the aid of his research assistants, he designed a new system called Edinburgh LCF (Gordon, Milner, and Wadsworth 1979), which began a new era in interactive theorem proving. To allow full customizability, Edinburgh LCF was embedded in a general programming language, ML.⁴⁸ This language was invented as part of the LCF project specifically for the purpose of writing proof procedures, and OCaml is one of its most successful descendants.

In LCF, recursive (tree-structured) types are defined in the ML metalanguage to represent the (object) logical entities such as types, terms, formulas and theorems. Then an underlying ‘machine code’ of logical inference rules is defined. Since all theorems have type thm , these inference rules are simply functions that return something of this type. For example, the rule for introducing a conjunction might have type ‘ $\text{thm} \times \text{thm} \rightarrow \text{thm}$ ’, and given a pair of theorems $\Gamma_1 \vdash \phi_1$ and $\Gamma_2 \vdash \phi_2$, return a new theorem $\Gamma_1 \cup \Gamma_2 \vdash \phi_1 \wedge \phi_2$.

⁴⁷Though only published much later (Scott 1993).

⁴⁸ML for metalanguage; following Tarski (1936) and Carnap (1937), it has become usual to enforce a strict separation between the object logic and the metalogic (which is used to reason about the object logic).

Now one can, if one wishes, create arbitrary proofs using these logical inference rules, simply by composing the ML functions appropriately. Although a proof is always *performed*, the proof itself exists only ephemerally, and therefore no longer fills up memory. Gordon makes a nice analogy with writing out a proof on a blackboard, and rubbing out early steps to make room for more. In order to retain a guarantee that objects of type `thm` really were created by application of the primitive rules, Milner had the ingenious idea of making `thm` an abstract type, with the primitive rules as its only constructors. After this, one simply needs to have confidence in the fairly small amount of code underlying the primitive inference rules to be quite sure that all theorems must have been properly deduced simply because of their type.

Performing proofs at this level is usually too tedious for the user. However because of the availability of a flexible programming language, one can write arbitrary custom procedures on top that implement much higher-level proof procedures while decomposing internally to the primitive inferences. (Notably, one can implement backward proof in the style of Stanford LCF, by using higher order function closures to ‘remember’ the sequence of forward proof steps necessary to bring the user from the current subgoals to the original goal.) This gives LCF a unique combination of reliability and extensibility. In most theorem proving systems, in order to install new facilities it is necessary to modify the basic code of the prover, or at best to use some rather complicated and difficult techniques relying on code verification (Boyer and Moore 1981). But in LCF an ordinary user can write an arbitrary ML program to automate a useful inference pattern, while all the time being assured that even if the program has bugs, no false ‘theorems’ will arise (though the program may fail in this case). As Slind (1991) puts it ‘the user controls the means of (theorem) production’.

LCF was employed in several applications at Edinburgh, and this motivated certain developments in the system. For example Sokołowski (1983) incorporated a scheme for ‘logic variables’, allowing the instantiation of existential goals to be deferred. By now, the system had attracted attention elsewhere. Edinburgh LCF was ported to LeLisp and MacLisp by Gérard Huet, and this formed the basis for a rationalization and redevelopment of the system by Paulson (1987) at Cambridge, resulting in Cambridge LCF. First, Huet and Paulson made LCF compilable, which greatly improved performance. Paulson (1983) replaced Edinburgh LCF’s complicated and monolithic simplifier with an elegant scheme using higher order functions to build up theorems by applying the basic congruence rules. Among many other improvements, Paulson introduced discrimination nets to handle lookup in large sets of rewrite rules in an efficient way.

A.2 HOL

As emphasized by Gordon (1982), despite the name ‘LCF’, nothing in the Edinburgh LCF methodology is tied to the Logic of Computable Functions. In the early 80s Gordon, in Cambridge, as well as supervising the development of LCF, was interested in the formal verification of hardware. For this purpose, classical higher order logic seemed a natural vehicle, since it allows a rather direct rendering of notions like signals as functions from time to values. The case was first put by Hanna and Daeche (1986) and, after a brief experiment with an ad hoc formalism ‘LSM’ based on Milner’s Calculus of Communicating Systems, Gordon (1985) also became a strong advocate.

Gordon modified Cambridge LCF to support classical higher order logic, and so HOL (for Higher Order Logic) was born. Following Church (1940), the system is based on simply typed λ -calculus, so all terms are either variables, constants, applications or abstractions; there is no distinguished class of formulas, merely terms of boolean type. The main difference from Church’s system is that polymorphism is an object-level, rather than a meta-level, notion. Using defined constants and a layer of parser and prettyprinter support, many standard syntactic conventions are broken down to λ -calculus. For example, the universal quantifier, following Church, is simply a higher order function, but the conventional notation $\forall x. P[x]$ is supported, mapping down to $\forall(\lambda x. P[x])$. Similarly there is a constant LET, which is semantically the identity and is used only as a tag for the prettyprinter, and following Landin (1966), the construct ‘let $x = t$ in s ’ is broken down to ‘LET $(\lambda x. s) t$ ’.⁴⁹ The advantage of keeping the internal representation simple is that the underlying proof procedures, e.g. those that do term traversal during simplification, need only consider a few cases.

The exact axiomatization of the logic was partly influenced by Church, partly by the way things were done in LCF, and partly through consultation with the logicians Mike Fourman and Martin Hyland in Cambridge. I will discuss the axiomatization in more detail when I contrast the HOL Light version. HOL originally included a simple constant definitional mechanism, allowing new equational axioms of the form $\vdash c = t$ to be added, where t is a closed term and c a new constant symbol. A mechanism for defining new types, due to Mike Fourman, was also included. Roughly speaking one may introduce a new type in bijection with any nonempty subset of an existing type (identified by its characteristic predicate). An important feature of these definitional mechanisms bears emphasizing: they are not metalogical translations, but means of extending the signature of the object logic, while guaranteeing that such extension preserves consistency. HOL emphasizes this approach to theory development. It is consonant with the LCF philosophy, since it entails pushing back the burden of consistency proofs or whatever to the beginning, once and for all, such that all extensions, whether of the theory hierarchy or proof mechanisms, are correct per construction. But in LCF, it was common to axiomatize new types, leading to the possibility of inconsistent axioms; the advantages of postulation over definition were likened by Russell (1919) to those of theft over honest toil.

A.3 Development and applications

Development of HOL continued at Cambridge. Notably Melham (1989) introduced a new facility for automating recursive type definitions. Although from the user’s perspective, it provided the convenience of a direct axiomatization, it automatically constructed a model for the new type and defined it using the standard definitional mechanisms. By pre-storing a rather general theorem about finitely branching trees, and instantiating it on each call, the internal model-building was made quite fast. This was the first of a number of derived definitional principles that would follow over the years. It was practically useful for modelling hardware structures and language syn-

⁴⁹Landin, by the way, is credited with inventing the term ‘syntactic sugar’, as well as this notable example of it.

taxes, and also methodologically valuable in showing that fairly sophisticated derived rules in LCF really could be written, and efficiently at that. Melham continued to add new facilities to HOL, and to improve the existing ones.

The HOL system was also used for hardware verification research. Prominent were Gordon's research students in Cambridge, with John Herbert submitting the first HOL-based PhD thesis in 1986 ('Application of Formal Methods to Digital System Design'); he was followed by Inder Dhingra ('Formalising an Integrated Circuit Design Style in Higher Order Logic') and Albert Camilleri ('Executing Behavioural Definitions in Higher Order Logic') in 1988, and by Tom Melham ('Formalizing Abstraction Mechanisms for Hardware Verification in Higher Order Logic') and Jeff Joyce ('Multi-Level Verification of Microprocessor-Based Systems') in 1990. Research at the same level was also taking place elsewhere in the world. In 1990 Phil Windley at UC Davis got his PhD ('The Formal Verification of Generic Interpreters'), and Brian Graham at the University of Calgary his Master's degree, 'SECD: The Design and Verification of a Functional Microprocessor' (Graham 1992).

The system was consolidated and rationalized in a major release in late 1988, which was called, accordingly, HOL88. HOL had now acquired a small but enthusiastic and talented following around the world. In 1988, at the end of August, Phil Windley started the `info-hol` email list, which helped to engender a sense of community spirit. There was an international Users Meeting in 1988, held in Cambridge (UK); these became an annual fixture, with the 1989 meeting also being held in Cambridge and the 1990 meeting in Aarhus in Denmark. These gradually became transformed into major conferences, with all contributions refereed and published through mainstream publishers (the IEEE, Kluwer, and thereafter Springer-Verlag in the LNCS series).

By this time, HOL had attracted more international attention, especially from military and government agencies concerned with safety-critical systems. The Australian DSTO (Defence Science and Technology Organization) provided funding for important developments, including a port to Common Lisp, research on improved user interfaces, and a major documentation effort. This last project (1990/91), resulted in three high-quality manuals, including a tutorial, detailed set-theoretic semantics of the logic, and a reference entry for each of the hundreds of ML identifiers in the core system. HOL could at last be seen as a usable off-the-shelf theorem prover, rather than an invitation to an interesting collaborative programming exercise.

At the same time, there was funding for several other major new HOL projects. There was a particular flurry of interest in the formal semantics of hardware description languages. The US Air Force sponsored John Van Tassel's PhD, studying the semantics of VHDL. A UK-funded project (Richard Boulton, Mike Gordon, John Herbert and later the present author were involved) aimed at a semantics for ELLA, a hardware description language from the UK Defence Research Agency, then called RSRE. European-funded projects looked at the SILAGE hardware description language (Andy Gordon) and the Cathedral silicon compiler (Catia Angelo).

The major technique for embedding the semantics of simple programming languages and hardware description languages is to carry to an extreme the process of building up layers of syntactic sugar. That is, program constructs are associated directly with logical entities, and the notation is merely a convenience. This fits naturally with the view, expressed for example by Dijkstra (1976), that a programming language

should be thought of first and foremost as an algorithm-oriented system of mathematical notation, and only secondarily as something to be run on a machine. In a classic paper, Gordon (1989) showed how a simple imperative programming language could be semantically embedded in higher order logic in such a way that the classic Floyd-Hoare rules simply become derivable theorems. The same approach was used to mechanize a far more advanced theory of program refinement by Wright, Hekanaho, Luostariinen, and Langbacka (1993), and for many of the hardware description languages just cited. However for some purposes, it seems better to embed the syntax of the language and the denotation function itself formally within the logic. Boulton, Gordon, Gordon, Harrison, Herbert, and Van Tassel (1993) describe some of the research on hardware description languages using both these different techniques.

There is no space here to discuss all the fields to which HOL was applied in this period.⁵⁰ Some of them are mentioned in passing, and sometimes illustrated, in what follows. The list includes pure mathematics (group theory, real analysis, theory of wellorderings), and the semantics of programming languages, logical and computer science formalisms (CCS, CSP, TLA, UNITY etc.) and hardware description languages. HOL has been augmented with various automated facilities, e.g. for Knuth-Bendix completion (Slind 1991), Boyer-Moore style automation of induction proofs (Boulton 1992), general first order logic (Kumar, Kropf, and Schneider 1991) and linear arithmetic (Boulton 1993), and new tools for inductively defined relations (Andersen and Petersen 1991; Melham 1991).

A.4 hol90, ProofPower and HOL Light

Despite its growing polish and popularity, HOL88 was open to criticism. In particular, though the higher-level parts were coded directly in ML, most of the term operations below were ancient and obscure LISP code (much of it probably written by Milner in the 70s). Moreover, ML had since been standardized, and the new Standard ML seemed a more promising vehicle for the future than LISP, especially with several new compilers appearing at the time.

These considerations motivated two new versions of HOL in Standard ML. One, developed by a team at ICL Secure Systems and called ProofPower, was a commercial product intended for high-assurance applications. The other, called hol90, was written by Konrad Slind (1991), under the supervision of Graham Birtwistle at the University of Calgary. This was intended to be a public-domain replacement for HOL88. The system was finally released in 1991, and steadily became the main version of HOL worldwide. The set of ML functions and theorems was almost identical to that of HOL88, so the main difference is in ML syntax. The entire system is coded in Standard ML, which made all the prelogic operations such as substitution accessible.

Still, I felt that in the desire for close HOL88 compatibility, some opportunity had been lost to improve the general organization of the system and correct some of the design mistakes while keeping the substantial architectural improvements hol90 had introduced. I discussed this with Konrad in Calgary in 1993, and we both agreed that

⁵⁰See Melham's HOL bibliography <http://www.dcs.gla.ac.uk/~tfm/hol-bib.html> for a list of most HOL-related publications, now unfortunately somewhat out of date.

it would be interesting to start from scratch and isolate the essential core of the system. Konrad pointed out that much of the complexity of the code came from supporting theory files. Theory files stored new constants, definitions and the theorems derived on disk, to avoid rerunning proofs. But they were a messy structure, trying to do two separate jobs and doing neither of them well: provide internal organization of theorems, and provide persistent storage of the proof state (theorems and signature) between sessions. I had long harboured a desire to abolish them, and this swept the problem away.

Both Konrad and I had plenty of preoccupations to keep us from actually doing anything until early 1994. When Konrad was visiting Cambridge in early March, he distilled the essential logical core of HOL, which was just a few hundred lines of Standard ML. I was delighted with how small and simple Konrad's new version was. Admittedly this was just the core, without even parsing and printing support, but for the first time I felt I was seeing the simplicity and elegance that an LCF system ought to exhibit. As well as deleting inessentials, Konrad had made a few other neat simplifications. Notably, the primitive syntax constructor for constants, `mk_const`, now took a type substitution to apply to the generic type, rather than a desired type which it would attempt to achieve by matching. This made the function much more efficient and eliminated any use of type matching (admittedly not a very complex operation) in the core.

I had meanwhile become interested in CAML Light. This is an interpreter for another ML descendant, written at INRIA Rocquencourt in Paris. I found its syntax to be an improvement on Classic ML and certainly Standard ML, and it provided all the important extra features of later MLs, e.g. arrays. In addition, the system was a remarkably lightweight bytecode interpreter, with many people running the system on small PCs and the like.

I ported Konrad's 'core HOL' to CAML Light, and wrote a crude parser and type-checker and an even cruder printer to make the system usable. The typechecker was ported directly from `hol90`, but with the important improvement that it was kept properly separate from the abstract type of HOL types. Similarly, I was determined that any replacement for theory files that we might contemplate in the future would not interfere with the basic core. I wanted to keep the logical core, the interface and the persistent storage completely orthogonal.

Konrad dubbed the system 'gtt' for Gordon's Type Theory. This name stuck for some time, though Mike Gordon has persuaded us to call the system HOL Light. We described it in our paper (Harrison and Slind 1994) in the 1994 HOL conference (supplementary proceedings). This paper emphasized how GTT was an excellent platform for experimentation with new ideas. Many HOL users, myself included, were critical of certain features of the HOL88 and `hol90` systems, and it was exciting to have a small, simple version of HOL which one could easily modify and try to do better.

Over the next year, I occasionally worked on building up the logical system and theory development of GTT. I also devoted a lot of thought to improving the axiomatization of the system, and arrived at a scheme which I considered a big improvement. I also thought of a way to rationalize the constant definition mechanism. It even proved possible to delete one of the HOL axioms: the Law of Excluded Middle could be deduced from the Axiom of Choice in its HOL form. I reimplemented all the prelogic

completely, abandoning de Bruijn terms in favour of a return to name-carrying syntax. (I experimented for a while with avoiding renaming altogether, but this proved unsuccessful in practice.) I experimented with new ideas, just as my paper with Konrad had anticipated, including simple higher order matching and a new representation for numerals.

On the system front, I wrote a trivial filter to avoid explicit parser invocations (a crude but simple solution to the lack of quotations in CAML Light), and Malcolm Newey managed to run GTT on an Apple Macintosh with 2M of memory, fully justifying my hopes of making a lightweight system. In a burst of enthusiasm for what I had achieved, I wrote a draft called ‘HOL Done Right’⁵¹ for local circulation. At Mike Gordon’s suggestion, I also sent this to the hol2000 mailing list devoted to future developments of HOL. The system was now developed enough to become my own main vehicle. I ported to GTT, or redeveloped in GTT, much of my PhD work, used it to explore Mizar-style proofs (Harrison 1996b), Stålmarck’s algorithm (Harrison 1996d) and automated theorem proving. My use of HOL88 and hol90 gradually wound down.

I was happy to keep GTT as my own private project. My research did not rely on any extensive collaboration with other HOL users, or on any theory developments that were difficult to do myself. And it was good to be able to make radical changes without worrying about upsetting a user base. My paper had stimulated some interest, but not to the extent of making people insist to be allowed to use the system.

At this time, Don Syme had just started a PhD at Cambridge. After working on hol90 improvements for a while, he also started to feel it was better just to start again with something like GTT. Don created his own version of GTT in Standard ML, and made numerous improvements that were fed back into my version. It is mainly thanks to him that GTT attracted more attention in Cambridge. In view of the fact that several people wanted to use it, if only to play with, I decided to release a preliminary version in 1998.

Soon afterwards, I joined Intel, where I used HOL Light as the main tool in a number of industrial verification projects connected with floating-point algorithms (Harrison 2000b; Harrison 2000a; Harrison 2003). At this time, I stopped making radical changes to the system, though I wrote many specialized HOL Light proof tools and developed theories of floating-point numbers (neither in the public domain at present). But in response to a few enthusiastic users, I ported the system from CAML Light to Objective CAML and have continued to make a number of significant improvements. The current version reflects these changes. I am very grateful to all those who have made suggestions over the years, and to those who have contributed some of the code and theories in the current version.

References

Aagaard, M. and Harrison, J. (eds.) (2000) *Theorem Proving in Higher Order Logics: 13th International Conference, TPHOLs 2000*, Volume 1869 of *Lecture Notes in Computer Science*. Springer-Verlag.

⁵¹Available on the Web from <http://www.cl.cam.ac.uk/users/jrh/papers/holright.html>.

- Aichinger, E. (1994) *Interpolation with Near-rings of Polynomial Functions*. Ph. D. thesis, Johannes Kepler Universität Linz. Author's Diplomarbeit.
- Andersen, F. and Petersen, K. D. (1991) Recursive boolean functions in HOL. See Archer, Joyce, Levitt, and Windley (1991), pp. 367–377.
- Archer, M., Joyce, J. J., Levitt, K. N., and Windley, P. J. (eds.) (1991) *Proceedings of the 1991 International Workshop on the HOL theorem proving system and its Applications*, University of California at Davis, Davis CA, USA. IEEE Computer Society Press.
- Baader, F. and Nipkow, T. (1998) *Term Rewriting and All That*. Cambridge University Press.
- Back, R. (1980) *Correctness Preserving Program Transformations: Proof Theory and Applications*, Volume 131 of *Mathematical Centre Tracts*. Mathematical Centre, Amsterdam.
- Back, R.-J. and von Wright, J. (1998) *Refinement Calculus: A Systematic Introduction*. Graduate texts in computer science. Springer-Verlag.
- Barras, B. (2000) Programming and computing in HOL. See Aagaard and Harrison (2000), pp. 17–37.
- Birtwistle, G. and Subrahmanyam, P. A. (eds.) (1989) *Current Trends in Hardware Verification and Automated Theorem Proving*. Springer-Verlag.
- Boolos, G. S. (1995) *The Logic of Provability*. Cambridge University Press.
- Boulton, R. (1992) Boyer-Moore automation for the HOL system. In Claesen, L. J. M. and Gordon, M. J. C. (eds.), *Proceedings of the IFIP TC10/WG10.2 International Workshop on Higher Order Logic Theorem Proving and its Applications*, Volume A-20 of *IFIP Transactions A: Computer Science and Technology*, IMEC, Leuven, Belgium, pp. 133–142. North-Holland.
- Boulton, R., Gordon, A., Gordon, M., Harrison, J., Herbert, J., and Van Tassel, J. (1993) Experience with embedding hardware description languages in HOL. In Stavridou, V., Melham, T. F., and Boute, R. T. (eds.), *Proceedings of the IFIP TC10/WG 10.2 International Conference on Theorem Provers in Circuit Design: Theory, Practice and Experience*, Volume A-10 of *IFIP Transactions A: Computer Science and Technology*, Nijmegen, The Netherlands, pp. 129–156. North-Holland.
- Boulton, R. J. (1993) Efficiency in a fully-expansive theorem prover. Technical Report 337, University of Cambridge Computer Laboratory, New Museums Site, Pembroke Street, Cambridge, CB2 3QG, UK. Author's PhD thesis.
- Boyer, R. S. and Moore, J. S. (1979) *A Computational Logic*. ACM Monograph Series. Academic Press.

- Boyer, R. S. and Moore, J. S. (1981) Metafunctions: proving them correct and using them efficiently as new proof procedures. In Boyer, R. S. and Moore, J. S. (eds.), *The Correctness Problem in Computer Science*, pp. 103–184. Academic Press.
- Bruijn, N. G. d. (1980) A survey of the project AUTOMATH. In Seldin, J. P. and Hindley, J. R. (eds.), *To H. B. Curry: Essays in Combinatory Logic, Lambda Calculus, and Formalism*, pp. 589–606. Academic Press.
- Bryant, R. E. (1991) A method for hardware verification based on logic simulation. *Journal of the ACM*, **38**, 299–328.
- Carnap, R. (1937) *The Logical Syntax of Language*. International library of psychology, philosophy and scientific method. Routledge & Kegan Paul. Translated from ‘Logische Syntax der Sprache’ by Amethe Smeaton (Countess von Zeppelin), with some new sections not in the German original.
- Church, A. (1940) A formulation of the Simple Theory of Types. *Journal of Symbolic Logic*, **5**, 56–68.
- Clarke, E., Grumberg, O., and Hamaguchi, K. (1994) Another look at LTL model checking. In Dill, D. L. (ed.), *Proceedings of the Sixth International Conference on Computer-Aided Verification (CAV’94)*, Volume 818 of *Lecture Notes in Computer Science*, pp. 415–427. Springer-Verlag.
- Colmerauer, A. (1990) An introduction to Prolog III. *Communications of the ACM*, **33**(7), 69–90.
- Cooper, D. C. (1972) Theorem proving in arithmetic without multiplication. In Melzer, B. and Michie, D. (eds.), *Machine Intelligence 7*, pp. 91–99. Elsevier.
- DePree, J. and Swartz, C. (1988) *Introduction to Real Analysis*. Wiley.
- Devaney, R. L. (1987) *An Introduction to Chaotic Dynamical Systems*. Addison-Wesley.
- Dijkstra, E. W. (1976) *A Discipline of Programming*. Prentice-Hall.
- Dijkstra, E. W. (1989) On an exercise of Tony Hoare’s. Available on the Web as www.cs.utexas.edu/users/EWD/ewd12xx/EWD1062.PDF.
- Dijkstra, E. W. and Scholten, C. S. (1990) *Predicate Calculus and Program Semantics*. Springer-Verlag.
- Enderton, H. B. (1972) *A Mathematical Introduction to Logic*. Academic Press.
- Floyd, R. W. (1967) Assigning meanings to programs. In *Proceedings of AMS Symposia in Applied Mathematics, 19: Mathematical Aspects of Computer Science*, pp. 19–32. American Mathematical Society.
- Forster, T. (2003) *Reasoning about theoretical entities*, Volume 3 of *Advances in Logic*. World Scientific.

- Gordon, M. (1985) Why higher-order logic is a good formalism for specifying and verifying hardware. Technical Report 77, University of Cambridge Computer Laboratory, New Museums Site, Pembroke Street, Cambridge, CB2 3QG, UK.
- Gordon, M. J. C. (1982) Representing a logic in the LCF metalanguage. In Néel, D. (ed.), *Tools and notions for program construction: an advanced course*, pp. 163–185. Cambridge University Press.
- Gordon, M. J. C. (1989) Mechanizing programming logics in higher order logic. See Birtwistle and Subrahmanyam (1989), pp. 387–439.
- Gordon, M. J. C. and Melham, T. F. (1993) *Introduction to HOL: a theorem proving environment for higher order logic*. Cambridge University Press.
- Gordon, M. J. C., Milner, R., and Wadsworth, C. P. (1979) *Edinburgh LCF: A Mechanised Logic of Computation*, Volume 78 of *Lecture Notes in Computer Science*. Springer-Verlag.
- Graham, B. T. (1992) *The SECD Microprocessor: A verification case study*, Volume 178 of *Kluwer international series in engineering and computer science*. Kluwer Academic Publishers.
- Guangxing, Z. and Xiaoning, Z. (2004) An effective decision method for semidefinite polynomials. *Journal of Symbolic Computation*, **37**, 83–99.
- Guard, J. R., Oglesby, F. C., Bennett, J. H., and Settle, L. G. (1969) Semi-automated mathematics. *Journal of the ACM*, **16**, 49–62.
- Hanna, F. K. and Daeche, N. (1986) Specification and verification using higher-order logic: A case study. In Milne, G. and Subrahmanyam, P. A. (eds.), *Formal Aspects of VLSI Design: Proceedings of the 1985 Edinburgh Workshop on VLSI*, pp. 179–213.
- Hardy, G. H. and Wright, E. M. (1979) *An Introduction to the Theory of Numbers* (5th ed.). Clarendon Press.
- Harrison, J. (1996a) HOL Light: A tutorial introduction. In Srivas, M. and Camilleri, A. (eds.), *Proceedings of the First International Conference on Formal Methods in Computer-Aided Design (FMCAD'96)*, Volume 1166 of *Lecture Notes in Computer Science*, pp. 265–269. Springer-Verlag.
- Harrison, J. (1996b) A Mizar mode for HOL. See Wright, Grundy, and Harrison (1996), pp. 203–220.
- Harrison, J. (1996c) Proof style. In Giménez, E. and Paulin-Mohring, C. (eds.), *Types for Proofs and Programs: International Workshop TYPES'96*, Volume 1512 of *Lecture Notes in Computer Science*, Aussois, France, pp. 154–172. Springer-Verlag.
- Harrison, J. (1996d) Stålmarck's algorithm as a HOL derived rule. See Wright, Grundy, and Harrison (1996), pp. 221–234.

- Harrison, J. (2000a) Formal verification of floating point trigonometric functions. In Hunt, W. A. and Johnson, S. D. (eds.), *Formal Methods in Computer-Aided Design: Third International Conference FMCAD 2000*, Volume 1954 of *Lecture Notes in Computer Science*, pp. 217–233. Springer-Verlag.
- Harrison, J. (2000b) Formal verification of IA-64 division algorithms. See Aagaard and Harrison (2000), pp. 234–251.
- Harrison, J. (2003) Formal verification of square root algorithms. *Formal Methods in System Design*, **22**, 143–153.
- Harrison, J. and Slind, K. (1994) A reference version of HOL. Presented in poster session of 1994 HOL Users Meeting and only published in participants' supplementary proceedings. Available on the Web from <http://www.dcs.glasgow.ac.uk/~hug94/sproc.html>.
- Harrison, J. and Théry, L. (1998) A sceptic's approach to combining HOL and Maple. *Journal of Automated Reasoning*, **21**, 279–294.
- Henson, M. C. (1987) *Elements of functional languages*. Blackwell Scientific.
- Hoare, C. A. R. (1969) An axiomatic basis for computer programming. *Communications of the ACM*, **12**, 576–580, 583.
- Homeier, P. V. (2005) A design structure for higher order quotients. To appear in TPHOLs 2005.
- Hurd, J. (1999) Integrating Gandalf and HOL. In Bertot, Y., Dowek, G., Hirschowitz, A., Paulin, C., and Théry, L. (eds.), *Theorem Proving in Higher Order Logics: 12th International Conference, TPHOLs '99*, Volume 1690 of *Lecture Notes in Computer Science*, Nice, France, pp. 311–321. Springer-Verlag.
- Johnson, S. D., Miner, P. S., and Camilleri, A. (1994) Studies of the single pulser in various reasoning systems. In Kumar, R. and Kropf, T. (eds.), *Theorem Provers in Circuit Design — Theory, Practice and Experience, Second International Conference, TPCD '94*, Volume 901 of *Lecture Notes in Computer Science*, pp. 126–145. Springer-Verlag.
- Knaster, B. (1927) Un théorème sur les fonctions d'ensembles. *Annales de la Société Polonaise de Mathématique*, **6**, 133–134. Volume published in 1928.
- Knuth, D. and Bendix, P. (1970) Simple word problems in universal algebras. In Leech, J. (ed.), *Computational Problems in Abstract Algebra*. Pergamon Press.
- Kochen, S. and Specker, E. (1967) The problem of hidden variables in quantum mechanics. *Journal of Mathematics and Mechanics*, **17**, 59–87.
- Kripke, S. (1963) Semantical considerations on modal logics. *Acta Philosophica Fennica*, **16**, 83–94.

- Kumar, R., Kropf, T., and Schneider, K. (1991) Integrating a first-order automatic prover in the HOL environment. See Archer, Joyce, Levitt, and Windley (1991), pp. 170–176.
- Lagarias, J. (1985) The $3x + 1$ problem and its generalizations. *The American Mathematical Monthly*, **92**, 3–23. Available on the Web as <http://www.cecm.sfu.ca/organics/papers/lagarias/index.html>.
- Landin, P. J. (1966) The next 700 programming languages. *Communications of the ACM*, **9**, 157–166.
- Lewis, C. I. and Langford, C. H. (1932) *Symbolic Logic* (2nd ed.). The Century Co.
- Loveland, D. W. (1968) Mechanical theorem-proving by model elimination. *Journal of the ACM*, **15**, 236–251.
- Loveland, D. W. (1984) Automated theorem-proving: A quarter-century review. In Bledsoe, W. W. and Loveland, D. W. (eds.), *Automated Theorem Proving: After 25 Years*, Volume 29 of *Contemporary Mathematics*, pp. 1–45. American Mathematical Society.
- MacKenzie, D. (1995) The automation of proof: A historical and sociological exploration. *IEEE Annals of the History of Computing*, **17**(3), 7–29.
- Markstein, P. (2000) *IA-64 and Elementary Functions: Speed and Precision*. Prentice-Hall.
- Martin, U. and Nipkow, T. (1990) Ordered rewriting and confluence. In Stickel, M. E. (ed.), *10th International Conference on Automated Deduction*, Volume 449 of *Lecture Notes in Computer Science*, Kaiserslautern, Federal Republic of Germany, pp. 366–380. Springer-Verlag.
- McLaughlin, S. and Harrison, J. (2005) A proof-producing decision procedure for real arithmetic. To appear in proceedings of the 20th International Conference on Automated Deduction.
- Melham, T. F. (1989) Automating recursive type definitions in higher order logic. See Birtwistle and Subrahmanyam (1989), pp. 341–386.
- Melham, T. F. (1991) A package for inductive relation definitions in HOL. See Archer, Joyce, Levitt, and Windley (1991), pp. 350–357.
- Mendelson, E. (1987) *Introduction to Mathematical Logic* (Third ed.). Mathematics series. Wadsworth and Brooks Cole.
- Milner, R. (1972) Implementation and applications of Scott’s logic for computable functions. *ACM SIGPLAN Notices*, **7**(1), 1–6.
- Moore, G. H. (1982) *Zermelo’s axiom of choice: its origins, development, and influence*, Volume 8 of *Studies in the history of mathematics and physical sciences*. Springer-Verlag.

- Morgan, C. (1988) The specification statement. *ACM Transactions on Programming Languages and Systems*, **10**, 403–419.
- Muller, J.-M. (1997) *Elementary functions: Algorithms and Implementation*. Birkhäuser.
- Nipkow, T. (1996) Winskel is (almost) right: Towards a mechanized semantics textbook. In Chandru, V. and Vinay, V. (eds.), *Foundations of Software Technology and Theoretical Computer Science, 16th conference, proceedings*, Lecture Notes in Computer Science, pp. 180–192. Springer-Verlag.
- Obua, S. (2005) Proving bounds for real linear programs in Isabelle/HOL. TPHOLs 2005, to appear.
- Parrilo, P. (2001) Semidefinite programming relaxations for semialgebraic problems. Available from the Web at citeseer.nj.nec.com/parrilo01semidefinite.html.
- Paulson, L. C. (1983) A higher-order implementation of rewriting. *Science of Computer Programming*, **3**, 119–149.
- Paulson, L. C. (1987) *Logic and computation: interactive proof with Cambridge LCF*, Volume 2 of *Cambridge Tracts in Theoretical Computer Science*. Cambridge University Press.
- Peres, A. (1991) Two simple proofs of the Kochen-Specker theorem. *Journal of Physics*, **A24**, 175–178.
- Ridge, T. (2005) A mechanically verified, efficient, sound and complete theorem prover for first order logic. Available via <http://homepages.inf.ed.ac.uk/s0128214/>.
- Rivest, R. L., Shamir, A., and Adelman, L. M. (1978) A method for obtaining digital signatures and public-key cryptosystems. *Journal of the ACM*, **21**, 120–126.
- Rudnicki, P. (1987) Obvious inferences. *Journal of Automated Reasoning*, **3**, 383–393.
- Rudnicki, P. (1992) An overview of the MIZAR project. Available on the Web as <http://web.cs.ualberta.ca/~piotr/Mizar/MizarOverview.ps>.
- Russell, B. (1919) *Introduction to mathematical philosophy*. Allen & Unwin.
- Scott, D. (1993) A type-theoretical alternative to ISWIM, CUCH, OWHY. *Theoretical Computer Science*, **121**, 411–440. Annotated version of a 1969 manuscript.
- Scott, D. and Strachey, C. (1971) Toward a mathematical semantics for computer languages. Programming Research Group Technical Monograph PRG-6, Oxford Univ. Computing Lab.
- Slind, K. (1991) An implementation of higher order logic. Technical Report 91-419-03, University of Calgary Computer Science Department, 2500 University Drive N. W., Calgary, Alberta, Canada, T2N 1N4. Author's Masters thesis.

- Slind, K. (1997) Derivation and use of induction schemes in higher-order logic. In Gunter, E. L. and Felty, A. (eds.), *Theorem Proving in Higher Order Logics: 10th International Conference, TPHOLS'97*, Volume 1275 of *Lecture Notes in Computer Science*, Murray Hill, NJ, pp. ?–? Springer-Verlag.
- Smullyan, R. M. (1992) *Gödel's Incompleteness Theorems*, Volume 19 of *Oxford Logic Guides*. Oxford University Press.
- Sokolowski, S. (1983) A note on tactics in LCF. Technical Report CSR-140-83, University of Edinburgh, Department of Computer Science.
- Solovay, R. M. (1976) Provability interpretations of modal logic. *Israel Journal of Mathematics*, **25**, 287–304.
- Stickel, M. E. (1988) A Prolog Technology Theorem Prover: Implementation by an extended Prolog compiler. *Journal of Automated Reasoning*, **4**, 353–380.
- Tarski, A. (1936) Der Wahrheitsbegriff in den formalisierten Sprachen. *Studia Philosophica*, **1**, 261–405. English translation, 'The Concept of Truth in Formalized Languages', in Tarski (1956), pp. 152–278.
- Tarski, A. (1955) A lattice-theoretical fixpoint theorem and its applications. *Pacific Journal of Mathematics*, **5**, 285–309.
- Tarski, A. (ed.) (1956) *Logic, Semantics and Metamathematics*. Clarendon Press.
- Trybulec, A. and Blair, H. A. (1985) Computer aided reasoning. In Parikh, R. (ed.), *Logics of Programs*, Volume 193 of *Lecture Notes in Computer Science*, Brooklyn, pp. 406–412. Springer-Verlag.
- Wiedijk, F. (2001) Mizar light for HOL Light. In Boulton, R. J. and Jackson, P. B. (eds.), *14th International Conference on Theorem Proving in Higher Order Logics: TPHOLS 2001*, Volume 2152 of *Lecture Notes in Computer Science*, pp. 378–394. Springer-Verlag. Online at <http://link.springer.de/link/service/series/0558/tocs/t2152.htm>.
- Winskel, G. (1993) *The formal semantics of programming languages: an introduction*. Foundations of computing. MIT Press.
- Wos, L. (1998) Programs that offer fast, flawless, logical reasoning. *Communications of the ACM*, **41**(6), 87–102.
- Wos, L. and Pieper, G. W. (1999) *A Fascinating Country in the World of Computing: Your Guide to Automated Reasoning*. World Scientific.
- Wright, J. v., Grundy, J., and Harrison, J. (eds.) (1996) *Theorem Proving in Higher Order Logics: 9th International Conference, TPHOLS'96*, Volume 1125 of *Lecture Notes in Computer Science*, Turku, Finland. Springer-Verlag.
- Wright, J. v., Hekanaho, J., Luostarinen, P., and Langbacka, T. (1993) Mechanizing some advanced refinement concepts. *Formal Methods in System Design*, **3**, 49–82.